

BRITNEY

Designed by Qdesign

Britney is a lounge and modular collection that shows its sleek and simple forms while offering adaptability. It offers a high back, mid back, and backless unit to suit your space and functionality. The high back offers a simple horizontal stitch detail, and the leg offers a unique and dynamic crossed metal design, to balance the overall look. The Britney collection makes a great look for any corporate meet up or open space with a modern environment.



72" W HIGH BACK LOUNGE



60" W MID BACK LOUNGE



48" W BACKLESS LOUNGE

ORDERING INFORMATION

To Order Please Specify:

- | | |
|-----------------|--------------------------|
| 1) Series Name | 4) Fabric Grade & Number |
| 2) Model Number | 5) Base Finish |
| 3) Quantity | 6) Optional Items |

SOFT SEATING	WEIGHT LIMIT
1 Seat	500 lbs.
2 Seat	1000 lbs.
3 Seat	1500 lbs.

STANDARD BASE FINISHES

Metal Legs: Standard Powder Coat



MODULAR UNITS ARE GANGED BY SHARED LEGS

GENERAL SPECIFICATIONS

Upholstery / Foam

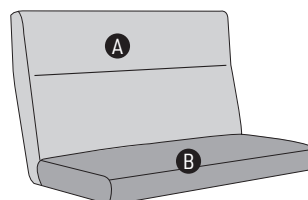
All foam is fully bonded to frame. Seat cushions are 4" graded high resiliency (H.R.) block foam with back 2" (H.R.) foam, covered entirely with special bonded polyester fiber to protect final upholstery.

Base Details

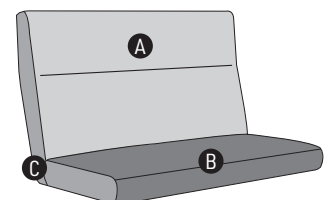
Metal Legs: Frames are fully welded in 3/8" solid steel with adjustable steel glides.

OPTIONS

- CODE: FR - CAL 133 (TB 133) Fire Retardant
- CODE: MB - Moisture Barrier (1"-59"width)
- CODE: MB60 - Moisture Barrier (60"and up)
- CODE: 2FO - Two Fabric Option
- CODE: 3FO - Three Fabric Option



2 FABRIC OPTION



3 FABRIC OPTION

DIMENSIONS	48" Straight Mid Back Unit	60" Straight Mid Back Unit	72" Straight Mid Back Unit
Seat Height:	19.5"	19.5"	19.5"
Seat Width:	48"	60"	72"
Seat Depth:	19.25"	19.25"	19.25"
Overall Height:	33.5"	33.5"	33.5"
Overall Width:	48"	60"	72"
Overall Depth:	29"	29"	29"
Qty./Wt.:	1 ea./59 lbs.	1 ea./73 lbs.	1 ea./88 lbs.



60" W - MID BACK LOUNGE UNITS, SHOWN WITH
TWO PLACED BACK TO BACK

Note: Lounge units are floating and do not gang.

MODEL / DESCRIPTION / LIST PRICING



2508 48" Mid Back Unit

COM Yardage: Total 4.5 Yds. /Seat: 1.5 Yds. / Back: 2 Yds. / Sides: 1 Yds.

COM	GR1	GR2	GR3	GR4	GR5	GR6	GR7	GR8	GR9	GR10	LEA
\$3971	\$4291	\$4438	\$4648	\$4879	\$5110	\$5341	\$5541	\$5667	\$5856	\$6045	\$6166



2510 60" Mid Back Unit

COM Yardage: Total 8 Yds. /Seat: 3 Yds. / Back: 4 Yds. / Sides: 1 Yds.

COM	GR1	GR2	GR3	GR4	GR5	GR6	GR7	GR8	GR9	GR10	LEA
\$4580	\$4911	\$5058	\$5289	\$5520	\$5751	\$5982	\$6181	\$6307	\$6496	\$6685	\$6806



2512 72" Mid Back Unit

COM Yardage: Total 8.75 Yds. /Seat: 3.25 Yds. / Back: 4.5 Yds. / Sides: 1 Yds.

COM	GR1	GR2	GR3	GR4	GR5	GR6	GR7	GR8	GR9	GR10	LEA
\$5345	\$5675	\$5822	\$6053	\$6284	\$6515	\$6746	\$6946	\$7072	\$7261	\$7450	\$7571

OPTIONS

Add upcharge to list price and code to model number

FR	CAL 133 (TB 133) Fire Retardant per yard	\$123	/yd.
MB	Moisture Barrier (1"-59"width)	\$171	ea.
MB60	Moisture Barrier (60"and up)	\$272	ea.

2FO	Two Fabric Option	\$136	per unit
3FO	Three Fabric Option	\$207	per unit

DIMENSIONS	48" Straight High Back Unit	60" Straight High Back Unit	72" Straight High Back Unit
Seat Height:	19.5"	19.5"	19.5"
Seat Width:	48"	60"	72"
Seat Depth:	19.25"	19.25"	19.25"
Overall Height:	46"	46"	46"
Overall Width:	48"	60"	72"
Overall Depth:	27.75"	27.75"	27.75"
Qty./Wt.:	1 ea./70 lbs.	1 ea./87 lbs.	1 ea./105 lbs.

Note: Lounge units are floating and do not gang.



72" W - HIGH BACK LOUNGE UNIT

MODEL / DESCRIPTION / LIST PRICING



2500 48" High Back Unit

COM Yardage: Total 5.25 Yds. /Seat: 1.5 Yds. / Back: 2.25 Yds. / Sides: 1.5 Yds.

COM	GR1	GR2	GR3	GR4	GR5	GR6	GR7	GR8	GR9	GR10	LEA
\$4381	\$4890	\$5037	\$5247	\$5478	\$5709	\$5940	\$6139	\$6265	\$6454	\$6643	\$6764



2502 60" High Back Unit

COM Yardage: Total 9 Yds. /Seat: 3 Yds. / Back: 4.5 Yds. / Sides: 1.5 Yds.

COM	GR1	GR2	GR3	GR4	GR5	GR6	GR7	GR8	GR9	GR10	LEA
\$5095	\$5641	\$5788	\$6019	\$6250	\$6481	\$6712	\$6911	\$7037	\$7226	\$7415	\$7536



2504 72" High Back Unit

COM Yardage: Total 9.75 Yds. /Seat: 3.25 Yds. / Back: 5 Yds. / Sides: 1.5 Yds.

COM	GR1	GR2	GR3	GR4	GR5	GR6	GR7	GR8	GR9	GR10	LEA
\$5933	\$6542	\$6689	\$6920	\$7151	\$7382	\$7613	\$7812	\$7938	\$8127	\$8316	\$8437

OPTIONS

Add upcharge to list price and code to model number

FR	CAL 133 (TB 133) Fire Retardant per yard	\$123	/yd.
MB	Moisture Barrier (1"-59"width)	\$171	ea.
MB60	Moisture Barrier (60"and up)	\$272	ea.

2FO	Two Fabric Option	\$136	per unit
3FO	Three Fabric Option	\$207	per unit

DIMENSIONS	48" Straight Backless Unit	60" Straight Backless Unit	72" Straight Backless Unit
Seat Height:	19.5"	19.5"	19.5"
Seat Width:	48"	60"	72"
Seat Depth:	23.5"	23.5"	23.5"
Overall Height:	19.5"	19.5"	19.5"
Overall Width:	48"	60"	72"
Overall Depth:	26"	26"	26"
Qty./Wt.:	1 ea./52 lbs.	1 ea./65 lbs.	1 ea./78 lbs.

Note: Lounge units are floating and do not gang.



48" W - BACKLESS LOUNGE BENCH

MODEL / DESCRIPTION / LIST PRICING



2516 48" Backless Unit

COM Yardage: Total 2.5 Yds. / Seat: 1.5 Yds. / Sides: 1 Yds.

COM	GR1	GR2	GR3	GR4	GR5	GR6	GR7	GR8	GR9	GR10	LEA
\$2999	\$3319	\$3393	\$3466	\$3540	\$3613	\$3687	\$3760	\$3834	\$3918	\$4033	\$4154



2518 60" Backless Unit

COM Yardage: Total 2.75 Yds. / Seat: 1.75 Yds. / Sides: 1 Yds.

COM	GR1	GR2	GR3	GR4	GR5	GR6	GR7	GR8	GR9	GR10	LEA
\$3356	\$3702	\$3776	\$3849	\$3923	\$3996	\$4070	\$4143	\$4217	\$4301	\$4416	\$4537



2520 72" Backless Unit

COM Yardage: Total 3.25 Yds. / Seat: 2.25 Yds. / Sides: 1 Yds.

COM	GR1	GR2	GR3	GR4	GR5	GR6	GR7	GR8	GR9	GR10	LEA
\$3736	\$4114	\$4198	\$4282	\$4376	\$4471	\$4544	\$4618	\$4691	\$4775	\$4891	\$5012

OPTIONS

Add upcharge to list price and code to model number

FR	CAL 133 (TB 133) Fire Retardant per yard	\$123	/yd.
MB	Moisture Barrier (1"-59"width)	\$171	ea.

MB60	Moisture Barrier (60"and up)	\$272	ea.
2FO	Two Fabric Option	\$136	per unit

DIMENSIONS	48" Straight Mid Back Unit	60" Straight Mid Back Unit	72" Straight Mid Back Unit	Corner Mid Back Unit
Seat Height:	19.5"	19.5"	19.5"	19.5"
Seat Width:	48"	60"	72"	31"
Seat Depth:	19.25"	19.25"	19.25"	20.5"
Overall Height:	33.5"	33.5"	33.5"	33.5"
Overall Width:	48"	60"	72"	40.75"
Overall Depth:	29"	29"	29"	27.75"
Qty./Wt.:	1 ea./59 lbs.	1 ea./73 lbs.	1 ea./88 lbs.	1 ea./45 lbs.

Note: Height and weight specified with legs installed

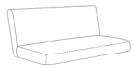
Note: Modular units are ganged by shared legs.

Note: The corner units must always be flanked with a unit on either side of it. A corner can never be on the end of your configuration.



MID BACK MODULAR CONFIGURATION

MODEL / DESCRIPTION / LIST PRICING



2508NL 48" Mid Back Unit (NO LEGS)

COM Yardage: Total 4.5 Yds. /Seat: 1.5 Yds. / Back: 2 Yds. / Sides: 1 Yds.

COM	GR1	GR2	GR3	GR4	GR5	GR6	GR7	GR8	GR9	GR10	LEA
\$3341	\$3766	\$3913	\$4123	\$4354	\$4585	\$4816	\$5016	\$5142	\$5331	\$5520	\$5641



2510NL 60" Mid Back Unit (NO LEGS)

COM Yardage: Total 8 Yds. /Seat: 3 Yds. / Back: 4 Yds. / Sides: 1 Yds.

COM	GR1	GR2	GR3	GR4	GR5	GR6	GR7	GR8	GR9	GR10	LEA
\$3950	\$4386	\$4533	\$4764	\$4995	\$5226	\$5457	\$5656	\$5782	\$5971	\$6160	\$6281



2512NL 72" Mid Back Unit (NO LEGS)

COM Yardage: Total 8.75 Yds. /Seat: 3.25 Yds. / Back: 4.5 Yds. / Sides: 1 Yds.

COM	GR1	GR2	GR3	GR4	GR5	GR6	GR7	GR8	GR9	GR10	LEA
\$4715	\$5150	\$5297	\$5528	\$5759	\$5990	\$6221	\$6421	\$6547	\$6736	\$6925	\$7046



2514NL Corner Mid Back Unit (NO LEGS)

COM Yardage: Total 6 Yds. /Seat: 1.5 Yds. / Back: 3.5 Yds. / Sides: 1 Yds.

COM	GR1	GR2	GR3	GR4	GR5	GR6	GR7	GR8	GR9	GR10	LEA
\$3791	\$4190	\$4337	\$4505	\$4673	\$4841	\$5009	\$5177	\$5345	\$5481	\$5618	\$5738



2521 Outer or Center Leg

COM
\$334

OPTIONS

Add upcharge to list price and code to model number

FR	CAL 133 (TB 133) Fire Retardant per yard	\$123	/yd.
MB	Moisture Barrier (1"-59"width)	\$171	ea.
MB60	Moisture Barrier (60"and up)	\$272	ea.

2FO	Two Fabric Option	\$136	per unit
3FO	Three Fabric Option	\$207	per unit

DIMENSIONS	48" Straight High Back Unit	60" Straight High Back Unit	72" Straight High Back Unit	Corner High Back Unit
Seat Height:	19.5"	19.5"	19.5"	19.5"
Seat Width:	48"	60"	72"	30"
Seat Depth:	19.25"	19.25"	19.25"	20.5"
Overall Height:	46"	46"	46"	46"
Overall Width:	48"	60"	72"	40"
Overall Depth:	27.75"	27.75"	27.75"	27.75"
Qty./Wt.:	1 ea./70 lbs.	1 ea./87 lbs.	1 ea./105 lbs.	1 ea./55 lbs.

Note: Height and weight specified with legs installed

Note: Modular units are ganged by shared legs.

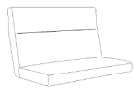
Note: Due to the additional weight added on to the high back units, when creating a configuration with mid-back and backless, legs will not align.

Note: The corner units must always be flanked with a unit on either side of it. A corner can never be on the end of your configuration.



HIGH BACK MODULAR CONFIGURATION

MODEL / DESCRIPTION / LIST PRICING



2500NL 48" High Back Unit (NO LEGS)

COM Yardage: Total 5.25 Yds. /Seat: 1.5 Yds. / Back: 2.25 Yds. / Sides: 1.5 Yds.

COM	GR1	GR2	GR3	GR4	GR5	GR6	GR7	GR8	GR9	GR10	LEA
\$3751	\$4260	\$4407	\$4617	\$4848	\$5079	\$5310	\$5509	\$5635	\$5824	\$6013	\$6134



2502NL 60" High Back Unit (NO LEGS)

COM Yardage: Total 9 Yds. /Seat: 3 Yds. / Back: 4.5 Yds. / Sides: 1.5 Yds.

COM	GR1	GR2	GR3	GR4	GR5	GR6	GR7	GR8	GR9	GR10	LEA
\$4465	\$5011	\$5158	\$5389	\$5620	\$5851	\$6082	\$6281	\$6407	\$6596	\$6785	\$6906



2504NL 72" High Back Unit (NO LEGS)

COM Yardage: Total 9.75 Yds. /Seat: 3.25 Yds. / Back: 5 Yds. / Sides: 1.5 Yds.

COM	GR1	GR2	GR3	GR4	GR5	GR6	GR7	GR8	GR9	GR10	LEA
\$5303	\$5912	\$6059	\$6290	\$6521	\$6752	\$6983	\$7182	\$7308	\$7497	\$7686	\$7807



2506NL Corner High Back Unit (NO LEGS)

COM Yardage: Total 7 Yds. /Seat: 1.5 Yds. / Back: 4 Yds. / Sides: 1.5 Yds.

COM	GR1	GR2	GR3	GR4	GR5	GR6	GR7	GR8	GR9	GR10	LEA
\$4783	\$5119	\$5266	\$5497	\$5728	\$5959	\$6190	\$6389	\$6515	\$6704	\$6893	\$7014



2521 Outer or Center Leg

COM
\$334

OPTIONS

Add upcharge to list price and code to model number

FR	CAL 133 (TB 133) Fire Retardant per yard	\$123	/yd.
MB	Moisture Barrier (1"-59"width)	\$171	ea.
MB60	Moisture Barrier (60"and up)	\$272	ea.

2FO	Two Fabric Option	\$136	per unit
3FO	Three Fabric Option	\$207	per unit

DIMENSIONS	48" Straight Backless Unit	60" Straight Backless Unit	72" Straight Backless Unit	Corner Backless Unit
Seat Height:	19.5"	19.5"	19.5"	19"
Seat Width:	48"	60"	72"	35"
Seat Depth:	23.5"	23.5"	23.5"	23.5"
Overall Height:	19.5"	19.5"	19.5"	19"
Overall Width:	48"	60"	72"	38.25"
Overall Depth:	26"	26"	26"	24.75"
Qty./Wt.:	1 ea./52 lbs.	1 ea./65 lbs.	1 ea./78 lbs.	1 ea./52 lbs.

Note: Height and weight specified with legs installed

Note: Modular units are ganged by shared legs.

Note: The corner units must always be flanked with a unit on either side of it.
A corner can never be on the end of your configuration.



BACKLESS BENCH MODULAR CONFIGURATION

MODEL / DESCRIPTION / LIST PRICING

2516NL 48" Backless Unit (NO LEGS)

COM Yardage: Total 2.5 Yds. / Seat: 1.5 Yds. / Sides: 1 yds



COM	GR1	GR2	GR3	GR4	GR5	GR6	GR7	GR8	GR9	GR10	LEA
\$2315	\$2662	\$2735	\$2809	\$2882	\$2956	\$3029	\$3103	\$3176	\$3260	\$3376	\$3497

2518NL 60" Backless Unit (NO LEGS)

COM Yardage: Total 2.75 Yds. / Seat: 1.75 Yds. / Sides: 1 yds



COM	GR1	GR2	GR3	GR4	GR5	GR6	GR7	GR8	GR9	GR10	LEA
\$2531	\$2877	\$2951	\$3024	\$3098	\$3171	\$3245	\$3318	\$3392	\$3476	\$3591	\$3712

2520NL 72" Backless Unit (NO LEGS)

COM Yardage: Total 3.25 Yds. / Seat: 2.25 Yds. / Sides: 1 yds



COM	GR1	GR2	GR3	GR4	GR5	GR6	GR7	GR8	GR9	GR10	LEA
\$3022	\$3400	\$3484	\$3568	\$3662	\$3757	\$3830	\$3904	\$3977	\$4061	\$4177	\$4298

2522NL Corner Backless Unit (NO LEGS)

COM Yardage: Total 2.5 Yds. / Seat: 1.5 Yds. / Sides: 1 yds



COM	GR1	GR2	GR3	GR4	GR5	GR6	GR7	GR8	GR9	GR10	LEA
\$3089	\$3373	\$3467	\$3604	\$3740	\$3877	\$4013	\$4102	\$4176	\$4286	\$4386	\$4459

2521 Outer or Center Leg



COM
\$334

OPTIONS

Add upcharge to list price and code to model number

FR	CAL 133 (TB 133) Fire Retardant per yard	\$123	/yd.
MB	Moisture Barrier (1"-59"width)	\$171	ea.

MB60	Moisture Barrier (60"and up)	\$272	ea.
2FO	Two Fabric Option	\$136	per unit