

HAZEL

The Hazel collection delivers a great soft seating choice for a variety of applications. With its modern design and stitching details, Hazel brings style to high traffic areas and touchdown spaces. The array of products in this line include a single chair, corner, chaise and ottoman, to make any configuration work in any space. Hazel is a great spot to power up and lounge around in, for the most comfortable sit.



THREE SEAT LOUNGE WITH CHAISE - BOX ARMS

ORDERING INFORMATION

- | | |
|-----------------|----------------------------|
| 1) Series Name | 4) Fabric Grade and Number |
| 2) Model Number | 5) Leg Finish |
| 3) Quantity | 6) Optional Items |

| SOFT SEATING | WEIGHT LIMIT |
|--------------|--------------|
| 1 Seat | 500 lbs. |
| 2 Seat | 1000 lbs. |
| 3 Seat | 1500 lbs. |

STANDARD BASE FINISHES

Metal Legs: Standard Powder Coat

OPTIONAL BASE FINISHES

Metal: Polished Chrome

Wood Legs: Standard Wood Stain



STANDARD
POWDER COAT LEGS



OPTIONAL CHROME
LEGS



OPTIONAL
WOOD LEGS



OPTIONAL
ARM CAPS

GENERAL SPECIFICATIONS

Upholstery / Foam

Seat and back are covered in choice of fabric, vinyl, leather or COM. ERG uses only water based glues and adhesives in our upholstery process. Contrasting fabrics are available. Seat cushions are 4" graded high resiliency (H.R.) block foam with back 3" (H.R.) foam, covered entirely with special bonded polyester fiber to protect final upholstery.

Frame Construction

The Hazel frame is constructed of hardwood and multi-ply hardwood. We use tongue and groove, secured with glue and staples. Frames are also reinforced with corner blocks. No sag-springs are installed in seat & back along with interlocking helicoil springs to prevent sagging and provide additional lower back and seat support.

Base Details

Metal Legs: 6"L x 6"W x 1.5"H

Glides: Nylon

OPTIONS

- CODE: FR - CAL 133 (TB 133) Fire Retardant
- CODE: 2FO - Two Fabric Option
- CODE: MB - Moisture Barrier (up to 60" overall width)
- CODE: MB60 - Moisture Barrier (over 60" overall width)
- CODE: PC - Polished Chrome Legs
- CODE: WL - Wood Legs with Felt Pads
- CODE: GD1 - Ratchet Ganging Device for Soft Seating
- CODE: GD2 - Flat Ganging Device for Soft Seating
- CODE: WAC - Wood Arm Cap (Slim Arm)
- CODE: BWAC - Wood Arm Caps (Box Arm)

NOTE: Factory installed power/data available, see accessories online under the 'Products' tab.

NOTE: Seams are determined due to the size and/or fabric repeat and is at ERG's discretion to where seams will be placed.

| DIMENSIONS | 30" Straight | Corner Modular | Chaise | Backless |
|----------------------|---------------|----------------|---------------|---------------|
| Inside Width: | 30" | 26" | 30" | 30" |
| Seat Height: | 16.5" | 16.5" | 16.5" | 16.5" |
| Overall Depth: | 36" | 36" | 60" | 36" |
| Overall Width: | 30" | 36" | 30" | 30" |
| Overall Height: | 28.5" | 28.5" | 28.5" | 16.5" |
| Qty./Wt. per carton: | 1 ea./50 lbs. | 1 ea./80 lbs. | 1 ea./80 lbs. | 1 ea./40 lbs. |



CHAISE 30X60

MODEL / DESCRIPTION / LIST PRICING



2000 30" Straight (4 Legs)

COM Yardage: Total: 4 yds / Back: 2 Yds / Seat: 2 Yds

| COM | GR1 | GR2 | GR3 | GR4 | GR5 | GR6 | GR7 | GR8 | GR9 | GR10 | LEA |
|--------|--------|--------|--------|--------|--------|--------|--------|--------|--------|--------|--------|
| \$2388 | \$2481 | \$2576 | \$2682 | \$2774 | \$2883 | \$2988 | \$3096 | \$3201 | \$3309 | \$3416 | \$3569 |



2002 Corner Modular (4 Legs)

COM Yardage: Total: 6.5 yds / Back: 4 Yds / Seat: 2.5 Yds

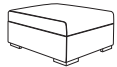
| COM | GR1 | GR2 | GR3 | GR4 | GR5 | GR6 | GR7 | GR8 | GR9 | GR10 | LEA |
|--------|--------|--------|--------|--------|--------|--------|--------|--------|--------|--------|--------|
| \$3190 | \$3336 | \$3468 | \$3616 | \$3749 | \$3897 | \$4044 | \$4190 | \$4336 | \$4484 | \$4629 | \$4784 |



2004 Chaise 30x60 (4 Legs)

COM Yardage: Total: 5.5 yds / Back: 2 Yds / Seat: 3.5 Yds

| COM | GR1 | GR2 | GR3 | GR4 | GR5 | GR6 | GR7 | GR8 | GR9 | GR10 | LEA |
|--------|--------|--------|--------|--------|--------|--------|--------|--------|--------|--------|--------|
| \$3105 | \$3251 | \$3385 | \$3531 | \$3665 | \$3813 | \$3959 | \$4105 | \$4253 | \$4399 | \$4545 | \$4700 |



2006 30x36" Backless (4 Legs)

COM Yardage: 3 yds

| COM | GR1 | GR2 | GR3 | GR4 | GR5 | GR6 | GR7 | GR8 | GR9 | GR10 | LEA |
|--------|--------|--------|--------|--------|--------|--------|--------|--------|--------|--------|--------|
| \$1910 | \$2003 | \$2071 | \$2138 | \$2205 | \$2271 | \$2338 | \$2405 | \$2458 | \$2510 | \$2564 | \$2718 |

OPTIONS

Add upcharge to list price and code to model number

| | | | |
|-----|--------------------------------------------|-------|------|
| FR | CAL 133 (TB 133) Fire Retardant - per yard | \$118 | /yd. |
| MB | Moisture Barrier - up to 60" width | \$164 | ea. |
| 2FO | Two Fabric Option | \$131 | |
| WL | Wood Legs | \$32 | ea. |

| | | | |
|-----|-----------------------------------------|-------|----------|
| PC | Polished Chrome Legs | \$45 | ea. |
| GD1 | Ratchet Ganging Device for Soft Seating | \$112 | per pair |
| GD2 | Flat Ganging Device for Soft Seating | \$112 | per pair |

| DIMENSIONS | Slim | Box |
|----------------------|---------------|---------------|
| Arm Width: | 4" | 9" |
| Arm Height: | 22.5" | 22.5" |
| Overall Depth: | 36" | 36" |
| Overall Width: | 30" | 30" |
| Overall Height: | 28.5" | 28.5" |
| Qty./Wt. per carton: | 1 ea./20 lbs. | 1 ea./25 lbs. |

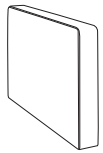


SLIM ARM



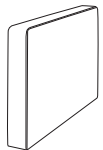
BOX ARM

MODEL / DESCRIPTION / LIST PRICING



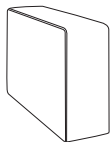
2007L Slim Arm - Left COM Yardage: 2 Yds

| COM | GR1 | GR2 | GR3 | GR4 | GR5 | GR6 | GR7 | GR8 | GR9 | GR10 | LEA |
|-------|-------|-------|-------|-------|-------|-------|-------|-------|-------|-------|-------|
| \$371 | \$425 | \$463 | \$518 | \$559 | \$598 | \$637 | \$678 | \$730 | \$784 | \$837 | \$958 |



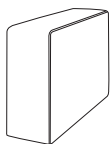
2007R Slim Arm - Right COM Yardage: 2 Yds

| COM | GR1 | GR2 | GR3 | GR4 | GR5 | GR6 | GR7 | GR8 | GR9 | GR10 | LEA |
|-------|-------|-------|-------|-------|-------|-------|-------|-------|-------|-------|-------|
| \$371 | \$425 | \$463 | \$518 | \$559 | \$598 | \$637 | \$678 | \$730 | \$784 | \$837 | \$958 |



2009L Box Arm - Left COM Yardage: 2.5 Yds

| COM | GR1 | GR2 | GR3 | GR4 | GR5 | GR6 | GR7 | GR8 | GR9 | GR10 | LEA |
|-------|-------|-------|-------|-------|-------|-------|-------|-------|-------|-------|--------|
| \$480 | \$533 | \$573 | \$628 | \$667 | \$707 | \$747 | \$787 | \$840 | \$895 | \$948 | \$1067 |



2009R Box Arm - Right COM Yardage: 2.5 Yds

| COM | GR1 | GR2 | GR3 | GR4 | GR5 | GR6 | GR7 | GR8 | GR9 | GR10 | LEA |
|-------|-------|-------|-------|-------|-------|-------|-------|-------|-------|-------|--------|
| \$480 | \$533 | \$573 | \$628 | \$667 | \$707 | \$747 | \$787 | \$840 | \$895 | \$948 | \$1067 |

OPTIONS

Add upcharge to list price and code to model number

| | | | |
|----|--------------------------------------------|-------|------|
| FR | CAL 133 (TB 133) Fire Retardant - per yard | \$118 | /yd. |
|----|--------------------------------------------|-------|------|

| | | | |
|------|-------------------------|-------|-----|
| WAC | Wood Arm Cap (Slim Arm) | \$227 | ea. |
| BWAC | Wood Arm Cap (Box Arm) | \$418 | ea. |

| DIMENSIONS | Lounge w/ Slim Arms | Lounge w/ Box Arms | Ottoman 24"x30" | Chaise w/ Slim Arms | Chaise w/ Box Arms |
|----------------------|------------------------|-----------------------|--------------------|------------------------|-----------------------|
| Inside Width: | 30" | 30" | - | 30" | 30" |
| Seat Height: | 16.5" | 16.5" | 16.5" | 16.5" | 16.5" |
| Arm Height: | 22.5" | 22.5" | - | 22.5" | 22.5" |
| Overall Depth: | 36" | 36" | 24" | 60" | 60" |
| Overall Width: | 38" | 48" | 30" | 38" | 48" |
| Overall Height: | 28.5" | 28.5" | 16.5" | 28.5" | 28.5" |
| Qty./Wt. per carton: | 1 ea./90 lbs. | 1 ea./100 lbs. | 1 ea./35 lbs. | 1 ea./120 lbs. | 1 ea./130 lbs. |



LOUNGE WITH SLIM ARMS



LOUNGE WITH BOX ARMS

MODEL / DESCRIPTION / LIST PRICING



2018 Lounge with Slim Arms (4 Legs)

COM Yardage: Total: 7 yds / Back: 2 Yds / Seat: 2 Yds / Arms: 3 Yds

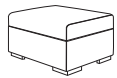
| COM | GR1 | GR2 | GR3 | GR4 | GR5 | GR6 | GR7 | GR8 | GR9 | GR10 | LEA |
|--------|--------|--------|--------|--------|--------|--------|--------|--------|--------|--------|--------|
| \$3129 | \$3278 | \$3438 | \$3571 | \$3691 | \$3824 | \$3930 | \$4064 | \$4198 | \$4305 | \$4463 | \$4732 |



2020 Lounge with Box Arms (4 Legs)

COM Yardage: Total: 8 yds / Back: 2 Yds / Seat: 2 Yds / Arms: 4 Yds

| COM | GR1 | GR2 | GR3 | GR4 | GR5 | GR6 | GR7 | GR8 | GR9 | GR10 | LEA |
|--------|--------|--------|--------|--------|--------|--------|--------|--------|--------|--------|--------|
| \$3349 | \$3496 | \$3656 | \$3790 | \$3909 | \$4044 | \$4149 | \$4282 | \$4416 | \$4524 | \$4682 | \$4950 |



2014 24x30" Ottoman (4 Legs)

COM Yardage: 2.5 Yds

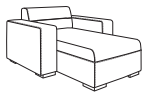
| COM | GR1 | GR2 | GR3 | GR4 | GR5 | GR6 | GR7 | GR8 | GR9 | GR10 | LEA |
|--------|--------|--------|--------|--------|--------|--------|--------|--------|--------|--------|--------|
| \$1813 | \$1906 | \$1972 | \$2038 | \$2106 | \$2172 | \$2239 | \$2306 | \$2360 | \$2413 | \$2466 | \$2619 |



2022 Chaise Lounge with Slim Arms (6 Legs)

COM Yardage: Total: 8.5 yds / Back: 2 Yds / Seat: 3.5 Yds / Arms: 3 Yds

| COM | GR1 | GR2 | GR3 | GR4 | GR5 | GR6 | GR7 | GR8 | GR9 | GR10 | LEA |
|--------|--------|--------|--------|--------|--------|--------|--------|--------|--------|--------|--------|
| \$3846 | \$3993 | \$4128 | \$4274 | \$4406 | \$4553 | \$4701 | \$4847 | \$4995 | \$5141 | \$5287 | \$5440 |



2024 Chaise Lounge with Box Arms (6 Legs)

COM Yardage: Total: 9.5 yds / Back: 2 Yds / Seat: 3.5 Yds / Arms: 4 Yds

| COM | GR1 | GR2 | GR3 | GR4 | GR5 | GR6 | GR7 | GR8 | GR9 | GR10 | LEA |
|--------|--------|--------|--------|--------|--------|--------|--------|--------|--------|--------|--------|
| \$4065 | \$4214 | \$4347 | \$4493 | \$4626 | \$4773 | \$4921 | \$5066 | \$5213 | \$5360 | \$5508 | \$5659 |

OPTIONS

Add upcharge to list price and code to model number

| | | | |
|------|--------------------------------------------|-------|------|
| FR | CAL 133 (TB 133) Fire Retardant - per yard | \$118 | /yd. |
| MB | Moisture Barrier - up to 60" width | \$164 | ea. |
| WAC | Wood Arm Cap (Slim Arm) | \$227 | ea. |
| BWAC | Wood Arm Cap (Box Arm) | \$418 | ea. |

| | | | |
|-----|----------------------|-------|-----|
| 2FO | Two Fabric Option | \$131 | |
| WL | Wood Legs | \$32 | ea. |
| PC | Polished Chrome Legs | \$45 | ea. |

| DIMENSIONS | 2 Seat Slim Arms | 2 Seat Box Arms | 3 Seat Slim Arms | 3 Seat Box Arms |
|----------------------|------------------|-----------------|------------------|-----------------|
| Inside Width: | 60" | 60" | 90" | 90" |
| Seat Height: | 16.5" | 16.5" | 16.5" | 16.5" |
| Arm Height: | 22.5" | 22.5" | 22.5" | 22.5" |
| Overall Depth: | 36" | 36" | 36" | 36" |
| Overall Width: | 68" | 78" | 98" | 108" |
| Overall Height: | 28.5" | 28.5" | 28.5" | 28.5" |
| Qty./Wt. per carton: | 1 ea./140 lbs. | 1 ea./150 lbs. | 1 ea./190 lbs. | 1 ea./200 lbs. |

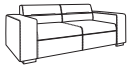


TWO SEAT LOUNGE LOVESEAT WITH SLIM ARMS

MODEL / DESCRIPTION / LIST PRICING



| 2026 | Two Seat Lounge Loveseat with Slim Arms (8 Legs: 6 STD / 2 Concealed) | | | | | | | | | | COM Yardage: Total: 11 yds / Back: 4 Yds / Seat: 4 Yds / Arms: 3 Yds | | |
|--------|-----------------------------------------------------------------------|--------|--------|--------|--------|--------|--------|--------|--------|--------|----------------------------------------------------------------------|--|--|
| COM | GR1 | GR2 | GR3 | GR4 | GR5 | GR6 | GR7 | GR8 | GR9 | GR10 | LEA | | |
| \$5600 | \$5890 | \$6213 | \$6480 | \$6719 | \$6986 | \$7200 | \$7467 | \$7733 | \$7948 | \$8267 | \$8616 | | |



| 2028 | Two Seat Lounge Loveseat with Box Arms (8 Legs: 6 STD / 2 Concealed) | | | | | | | | | | COM Yardage: Total: 12 yds / Back: 4 Yds / Seat: 4 Yds / Arms: 4 Yds | | |
|--------|----------------------------------------------------------------------|--------|--------|--------|--------|--------|--------|--------|--------|--------|----------------------------------------------------------------------|--|--|
| COM | GR1 | GR2 | GR3 | GR4 | GR5 | GR6 | GR7 | GR8 | GR9 | GR10 | LEA | | |
| \$5817 | \$6111 | \$6432 | \$6698 | \$6939 | \$7205 | \$7419 | \$7686 | \$7952 | \$8166 | \$8486 | \$8834 | | |



| 2030 | Three Seat Lounge Sofa with Slim Arms (12 Legs: 8 STD / 4 Concealed) | | | | | | | | | | COM Yardage: Total: 15 yds / Back: 6 Yds / Seat: 6 Yds / Arms: 3 Yds | | |
|--------|----------------------------------------------------------------------|--------|--------|--------|---------|---------|---------|---------|---------|---------|----------------------------------------------------------------------|--|--|
| COM | GR1 | GR2 | GR3 | GR4 | GR5 | GR6 | GR7 | GR8 | GR9 | GR10 | LEA | | |
| \$8068 | \$8521 | \$9000 | \$9401 | \$9760 | \$10161 | \$10483 | \$10883 | \$11284 | \$11603 | \$12083 | \$12430 | | |



| 2032 | Three Seat Lounge Sofa with Box Arms (12 Legs: 8 STD / 4 Concealed) | | | | | | | | | | COM Yardage: Total: 16 yds / Back: 6 Yds / Seat: 6 Yds / Arms: 4 Yds | | |
|--------|---------------------------------------------------------------------|--------|--------|--------|---------|---------|---------|---------|---------|---------|----------------------------------------------------------------------|--|--|
| COM | GR1 | GR2 | GR3 | GR4 | GR5 | GR6 | GR7 | GR8 | GR9 | GR10 | LEA | | |
| \$8285 | \$8739 | \$9221 | \$9620 | \$9980 | \$10381 | \$10701 | \$11101 | \$11501 | \$11822 | \$12302 | \$12649 | | |

OPTIONS

Add upcharge to list price and code to model number

| | | | |
|------|--------------------------------------------|-------|------|
| FR | CAL 133 (TB 133) Fire Retardant - per yard | \$118 | /yd. |
| MB60 | Moisture Barrier - over 60" width | \$262 | ea. |
| WAC | Wood Arm Cap (Slim Arm) | \$227 | ea. |
| BWAC | Wood Arm Cap (Box Arm) | \$418 | ea. |

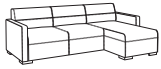
| | | | |
|-----|----------------------|-------|-----|
| 2FO | Two Fabric Option | \$131 | |
| WL | Wood Legs | \$32 | ea. |
| PC | Polished Chrome Legs | \$45 | ea. |

| DIMENSIONS | Three Seat Chaise with Slim Arms | Three Seat Chaise with Box Arms |
|----------------------|----------------------------------|---------------------------------|
| Inside Width: | 90" | 90" |
| Seat Height: | 16.5" | 16.5" |
| Arm Height: | 22.5" | 22.5" |
| Overall Depth: | 60" | 60" |
| Overall Width: | 98" | 108" |
| Overall Height: | 28.5" | 28.5" |
| Qty./Wt. per carton: | 1 ea./220 lbs. | 1 ea./230 lbs. |



THREE SEAT LOUNGE WITH CHAISE - SLIM ARMS

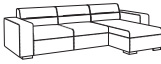
MODEL / DESCRIPTION / LIST PRICING



2034 / L or R Three Seat Lounge Sofa with Chaise - Slim Arms (14 Legs: 10 STD /4 Concealed)

COM Yardage: Total: 16.5 yds / Back: 6 Yds / Seat: 7.5 Yds / Arms: 3 Yds

| COM | GR1 | GR2 | GR3 | GR4 | GR5 | GR6 | GR7 | GR8 | GR9 | GR10 | LEA |
|--------|--------|--------|---------|---------|---------|---------|---------|---------|---------|---------|---------|
| \$8782 | \$9238 | \$9717 | \$10117 | \$10479 | \$10880 | \$11198 | \$11600 | \$11999 | \$12319 | \$12800 | \$13147 |



2036 / L or R Three Seat Lounge Sofa with Chaise - Box Arms (14 Legs: 10 STD /4 Concealed)

COM Yardage: Total: 17.5 yds / Back: 6 Yds / Seat: 7.5 Yds / Arms: 4 Yds

| COM | GR1 | GR2 | GR3 | GR4 | GR5 | GR6 | GR7 | GR8 | GR9 | GR10 | LEA |
|--------|--------|--------|---------|---------|---------|---------|---------|---------|---------|---------|---------|
| \$8976 | \$9429 | \$9911 | \$10311 | \$10670 | \$11070 | \$11391 | \$11791 | \$12191 | \$12511 | \$12992 | \$13339 |

NOTE: SPECIFY RIGHT OR LEFT FOR CHAISE, WHEN SITTING

OPTIONS

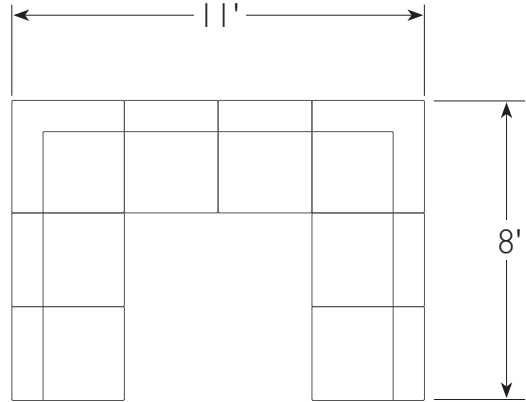
Add upcharge to list price and code to model number

| | | | |
|------|--------------------------------------------|-------|------|
| FR | CAL 133 (TB 133) Fire Retardant - per yard | \$118 | /yd. |
| MB60 | Moisture Barrier - over 60" width | \$262 | ea. |
| WAC | Wood Arm Cap (Slim Arm) | \$227 | ea. |
| BWAC | Wood Arm Cap (Box Arm) | \$418 | ea. |

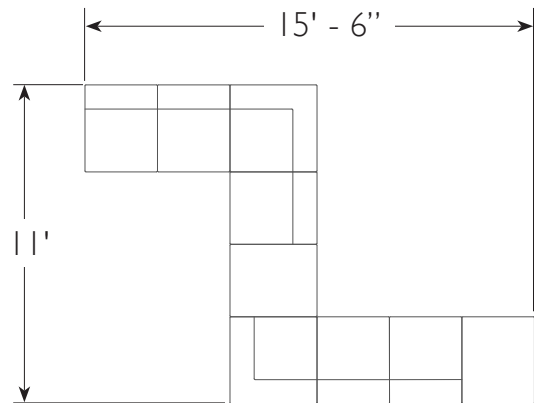
| | | | |
|-----|----------------------|-------|-----|
| 2FO | Two Fabric Option | \$131 | |
| WL | Wood Legs | \$32 | ea. |
| PC | Polished Chrome Legs | \$45 | ea. |

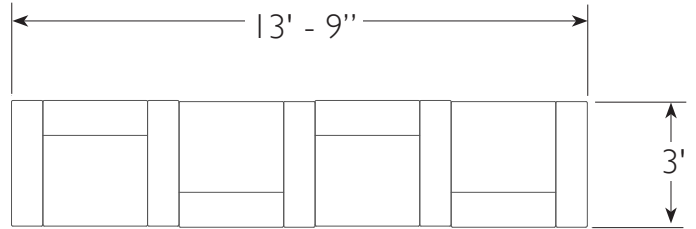



"C" CONFIGURATION

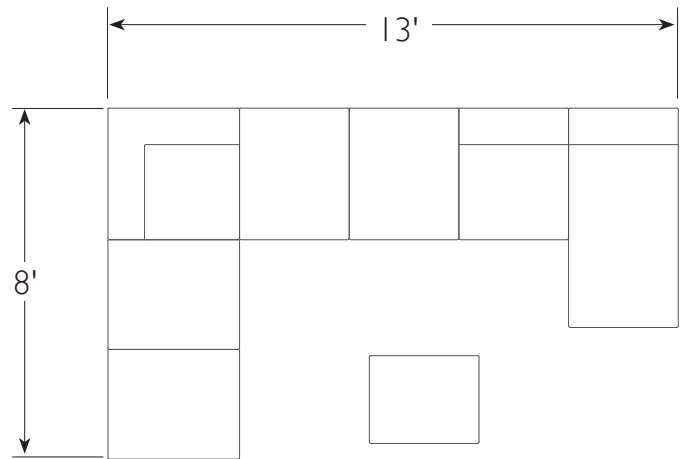


"S" CONFIGURATION





STRAIGHT LOUNGE CONFIGURATION
WITH BOX ARMS



BACKLESS MODULAR, OTTOMAN, CORNER UNIT AND
CHAISE UNIT CONFIGURATION