



CORSA TABLE OF CONTENTS

Corsa Cafe.....	2
Corsa Conferece.....	5
Corsa Occasional.....	7

CORSA SERIES

Corsa Series has a round stainless steel base with a 3" diameter brushed stainless steel column. Corsa is an ERG economically priced offering.



CORSA WITH KRystalCAST® TOP



CORSA LAMINATE TOP

STAINLESS STEEL

ORDER INFORMATION

- | | |
|-----------------|-------------------------------|
| 1) Series Name | 6) Laminate Selection and No. |
| 2) Model Number | 7) Edge Style Code and Color |
| 3) Size | 8) Optional Items |
| 4) Quantity | |
| 5) Base Finish | |

CORSA CAFÉ BASE SPECIFICATIONS

Corsa Base

- Table Height** Table height is 29" to 30" depending on table top specified. Bar Height table is 42".
- Column** 3" diameter stainless steel #201.
- Base** Beushed stainless steel #201 finish. Base spreads are 17", 22" or 28"
- Glides** Adjustable glides
- Assembly** Base mounts to tabletop with ¼-20 x 1" machine screws into metal inserts in top. NO WOOD SCREWS ARE USED.
- Plate** 10" x 10"square • 12" X 12" square
14" X 14" square • 24" x 24" square

TABLE TOP SPECIFICATIONS

Table Tops

Table top core is CARB Phase I & Phase II Compliant. Laminate, wood veneer and phenolic backing are glued with water based adhesives.

FINISHES

Table Base

Brushed stainless steel #201 finish is standard. Optional powder coat colors are available.

Laminate/Veneer Selections

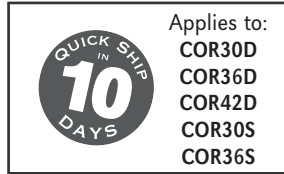
ERG offers over 1000 standard laminate choices from Nevamar, Wilsonart, Formica and Pionite. Wood veneer is available in transparent stain colors - custom stain matching available.

Special Edge Note:

Square tables using PVC **T-MOLD** edge will have a 2" radius on all corners. When ganging or butting tables together, ERG recommends using 3MM flat edge or flat wood edge.

OPTIONS

- CODE: SF - Powder Coat finish in choice of standard powder coat colors
- PC-CO: - Polished Chrome Finish
- CODE: GD - Ganging
- CODE: STH - Special Table Height, for any table height other than 29" or bar-height
- CODE: ULW - Ultra Lightweight Top
- CODE: RAD - 3" Radius Corners for 3MM Edge



MODEL / DESCRIPTION / LIST PRICING

CORSA | CAFÉ | ROUND | STAINLESS STEEL BASE



Model Number	Table Top Size	Shpg. Wght.	Base Spread	LAMINATE TOP ASSORTED EDGES							VENEER TOP	
				GRP 1	GRP 2	GRP 3	GRP 4	GRP 5	GRP 6	GRP 7	GRP 8	GRP 9
COR24D	24" Dia.	32	17"	\$489	\$500	\$576	\$642	\$772	\$881	\$1014	\$1152	\$1307
COR30D	30" Dia.	43	22"	\$580	\$594	\$695	\$783	\$956	\$1101	\$1274	\$1391	\$1543
COR36D	36" Dia.	53	22"	\$661	\$680	\$801	\$906	\$1116	\$1292	\$1500	\$1603	\$1755
COR42D	42" Dia.	72	22"	\$788	\$811	\$970	\$1107	\$1381	\$1609	\$1880	\$1940	\$2078
COR48D	48" Dia.	86	28"	\$1041	\$1067	\$1260	\$1426	\$1757	\$2032	\$2361	\$2520	\$2757
COR54D	54" Dia.	135	28"	\$1546	\$1857	\$2087	\$2284	\$2675	\$3003	\$3398	\$4045	\$4262
COR60D	60" Dia.	160	28"	\$1927	\$1964	\$2230	\$2457	\$2911	\$3291	\$3744	\$4388	\$4571

Note: 54" and 60" tables have 6" diameter column for stability.

CORSA | CAFÉ | SQUARE | STAINLESS STEEL BASE



Model Number	Table Top Size	Shpg. Wght.	Base Spread	LAMINATE TOP ASSORTED EDGES							VENEER TOP	
				GRP 1	GRP 2	GRP 3	GRP 4	GRP 5	GRP 6	GRP 7	GRP 8	GRP 9
COR24S	24" Sq.	40	17"	\$486	\$498	\$577	\$645	\$780	\$895	\$1028	\$1153	\$1298
COR2430S	24x30 Sq.	49	22"	\$525	\$537	\$629	\$710	\$868	\$1000	\$1159	\$1260	\$1394
COR30S	30" Sq.	54	22"	\$569	\$585	\$686	\$772	\$946	\$1089	\$1263	\$1370	\$1514
COR36S	36" Sq.	67	22"	\$673	\$689	\$815	\$924	\$1140	\$1320	\$1537	\$1633	\$1782
COR42S	42" Sq.	90	28"	\$945	\$967	\$1126	\$1263	\$1537	\$1764	\$2037	\$2252	\$2516
COR48S	48" Sq.	138	28"	\$1050	\$1078	\$1275	\$1444	\$1781	\$2062	\$2398	\$2550	\$2784

OPTIONS

Add upcharge to list price and code to model number

SF	Powder Coat finish - in standard colors	\$60 per base	PC-CO	Polished Chrome Finish	\$150 per base
STH	Special Table Height, other than 29" or 42"	\$150 per base	ULW	Ultra Lightweight Top	\$190
GD	Ganging per table	\$95	RAD	3" Radius Corners for 3MM Edge	\$200 per table



MODEL / DESCRIPTION / LIST PRICING

CORSA | CAFÉ | RECTANGLE | STAINLESS STEEL BASE

RECTANGLE

Model Number	Table Top Size	Shpg. Wght.	Base Spread	LAMINATE TOP ASSORTED EDGES							VENEER TOP	
				GRP1	GRP2	GRP3	GRP4	GRP5	GRP6	GRP7	GRP8	GRP9
COR2448	24X48	70	2-17"	\$823	\$838	\$941	\$1029	\$1205	\$1352	\$1529	\$1882	\$2223
COR2460	24X60	79	2-17"	\$864	\$880	\$995	\$1093	\$1289	\$1452	\$1648	\$1990	\$2328
COR3048	30X48	79	2-17"	\$904	\$920	\$1033	\$1130	\$1325	\$1487	\$1681	\$2066	\$2439
COR3060	30X60	90	2-17"	\$958	\$976	\$1105	\$1216	\$1438	\$1623	\$1845	\$2211	\$2578
COR3072	30X72	102	2-17"	\$1157	\$1178	\$1321	\$1444	\$1689	\$1893	\$2138	\$3020	\$3467
COR3660	36X60	102	2-22"	\$1170	\$1191	\$1339	\$1465	\$1718	\$1928	\$2181	\$3063	\$3505
COR3672	36X72	115	2-22"	\$1219	\$1242	\$1406	\$1547	\$1829	\$2064	\$2346	\$3226	\$3652

Note: When optional base finish is required, please multiply upcharge by 2 for tables supported with an extra base.

CORSA | BAR HEIGHT | ROUND | STAINLESS STEEL BASE

ROUND

Model Number	Table Top Size	Shpg. Wght.	Base Spread	LAMINATE TOP ASSORTED EDGES							VENEER TOP	
				GRP 1	GRP 2	GRP 3	GRP 4	GRP 5	GRP 6	GRP 7	GRP 8	GRP 9
CORH24D	24" Dia.	40	17"	\$628	\$641	\$716	\$783	\$913	\$1022	\$1153	\$1433	\$1700
CORH30D	30" Dia.	55	22"	\$700	\$714	\$815	\$903	\$1076	\$1219	\$1393	\$1632	\$1878
CORH36D	36" Dia.	63	28"	\$859	\$876	\$998	\$1104	\$1312	\$1489	\$1698	\$1999	\$2308

CORSA | BAR HEIGHT | SQUARE | STAINLESS STEEL BASE

SQUARE

Model Number	Table Top Size	Shpg. Wght.	Base Spread	LAMINATE TOP ASSORTED EDGES							VENEER TOP	
				GRP 1	GRP 2	GRP 3	GRP 4	GRP 5	GRP 6	GRP 7	GRP 8	GRP 9
CORH36S	36" Sq.	67	28"	\$885	\$904	\$1028	\$1138	\$1354	\$1534	\$1751	\$2060	\$2378

OPTIONS

Add upcharge to list price and code to model number

SF	Powder Coat finish - in standard colors	\$60 per base	PC-CO	Polished Chrome Finish	\$150 per base
STH	Special Table Height, other than 29"	\$150 per base	ULW	Ultra Lightweight Top	\$190
GD	Ganging per table	\$95	RAD	3" Radius Corners for 3MM Edge	\$200 per table



RECTANGLE
CONFERENCE TABLE

ORDER INFORMATION

- | | |
|----------------------------|-------------------------------|
| 1) Series Name | 6) Laminate Selection and No. |
| 2) Model Number | 7) Edge Style Code and Color |
| 3) Size | 8) Optional Items |
| 4) Quantity | |
| 5) Powder Coat Frame Color | |

CORSA CONFERENCE SPECIFICATIONS

Corsa Base

- Table Height** Table height is 29" to 30" depending on table top specified. Bar Height table is 42".
- Column** 3" diameter brushed stainless steel #201.
- Base** Brushed Stainless steel #201 finish. Base spreads are 22" or 28"
- Spider** 24" x 24" square
- Glides** Adjustable glides
- Assembly** Base mounts to tabletop with 1/4-20 x 1" machine screws into metal inserts in top. NO WOOD SCREWS ARE USED.

TABLE TOP SPECIFICATIONS

Table Tops

Table top core is CARB Phase I & Phase II Compliant. Laminate, wood veneer and phenolic backing are glued with water based adhesives.

Edge Selections

ERG offers a wide variety of table top edge materials including PVC, wood and laminate.

FINISHES

Table Base

Brushed stainless steel #201 finish is standard. Optional powder coat colors are available.

Laminate/Veneer Selections


ERG offers over 1000 standard laminate choices from Nevamar, Wilsonart, Formica and Pionite. Wood veneer is available in transparent stain colors - custom stain matching available.

Special Edge Note:

Square tables using PVC **T-MOLD** edge will have a 2" radius on all corners. When ganging or butting tables together, ERG recommends using 3MM flat edge or flat wood edge.

OPTIONS

- CODE: SF - Powder Coat finish in choice of standard colors.
- CODE: GD - Ganging per table
- CODE: CRT - Racetrack table top
- CODE: COT - Oval table top
- CODE: PC-CO - Polished Chrome Finish
- CODE: CBT - Boat table top
- CODE: STH - Special Table Height, for any table height other than 29" or bar-height
- CODE: RAD - 3" Radius Corners for 3MM Edge
- CODE: CAT - Almost Rectangle Table Top



RACETRACK
TABLE TOP OPTION

MODEL / DESCRIPTION / LIST PRICING

CORSA | CONFERENCE | RECTANGLE

	Model Number	Table Top Size	Shpg. Wght.	Base Spread	LAMINATE TOP ASSORTED EDGES							VENEER TOP	
					GRP 1	GRP 2	GRP 3	GRP 4	GRP 5	GRP 6	GRP 7	GRP 8	GRP 9
RECTANGLE	CORC4272	42 X 72	129	2-28"	\$2311	\$2359	\$2702	\$2998	\$3586	\$4077	\$4665	\$6220	\$6927
	CORC4284	42 X 84	144	2-28"	\$2407	\$2458	\$2826	\$3140	\$3770	\$4296	\$4926	\$6512	\$7217
	CORC4296	42 X 96	160	2-28"	\$2474	\$2530	\$2922	\$3258	\$3929	\$4489	\$5160	\$6743	\$7425
	CORC4872	48 X 72	142	2-28"	\$2365	\$2419	\$2782	\$3093	\$3715	\$4235	\$4856	\$6409	\$7097
	CORC4884	48 X 84	160	2-28"	\$2636	\$2691	\$3081	\$3414	\$4085	\$4642	\$5312	\$7090	\$7901
	CORC4896	48 X 96	178	2-28"	\$2713	\$2772	\$3190	\$3548	\$4263	\$4859	\$5575	\$7351	\$8136
	CORC48108*	48 X 108	196	3-28"	\$2899	\$2963	\$3406	\$3788	\$4551	\$5186	\$5948	\$7852	\$8695
	CORC48120*	48 X 120	214	3-28"	\$2977	\$3043	\$3516	\$3921	\$4730	\$5404	\$6212	\$8112	\$8930
	CORC48144*	48 X 144	250	3-28"	\$3514	\$3589	\$4115	\$4566	\$5469	\$6218	\$7121	\$9472	\$10536
	CORC6096	60 X 96	214	2-28"	\$3078	\$3146	\$3617	\$4019	\$4823	\$5493	\$6299	\$8329	\$9233
	CORC60108*	60 X 108	237	3-28"	\$3229	\$3301	\$3803	\$4234	\$5097	\$5814	\$6676	\$8768	\$9685
	CORC60120*	60 X 120	259	3-28"	\$3405	\$3483	\$4019	\$4478	\$5397	\$6163	\$7083	\$9269	\$10215
	CORC60144*	60 X 144	304	3-28"	\$4114	\$4200	\$4803	\$5319	\$6353	\$7215	\$8249	\$11048	\$12334

* Asterisk after model number indicates 2 piece tops with center seam for tables over 96" and longer

Note: Other sizes upon request, call ERG customer service.

OPTIONS

Add upcharge to list price and code to model number

SF	Powder Coat finish - in standard colors	\$60 per base
GD	Ganging per table	\$95
CRT	Racetrack table top - add to rectangle top price	add 20%
COT	Elipctical table top - add to rectangle top price	add 20%
CBT	Boat table top - add to rectangle top price	add 25%

STH	Special Table Height, other than 29" or 42"	\$150 per base
PC-CO	Polished Chrome Finish	\$150 per base
RAD	3" Radius Corners for 3MM Edge	\$200 per table
CAT	Almost Rectangle table top	add 25%

CORSA SERIES

Corsa Series has a round cast iron base with a stainless steel cover. This series is an ERG special economically priced offering.



SOLID SURFACE SQUARE TOP CORSA
SIDE TABLE



LAMINATE ROUND TOP CORSA W/
WHITE POWDER COAT FINISH BASE



4" RADIUS CORNER TOP
SIDE TABLE

ORDER INFORMATION

- | | |
|-----------------|-------------------------------|
| 1) Series Name | 6) Laminate Selection and No. |
| 2) Model Number | 7) Edge Style Code and Color |
| 3) Size | 8) Optional Items |
| 4) Quantity | |
| 5) Base Finish | |

CORSA OCCASIONAL TABLE BASE SPECIFICATIONS

Corsa Base

- Table Height** Available table height is 17" to 22".
- Column** 3" diameter stainless steel.
- Base** Stainless steel. Base spread is 17", 22", 28".
- Glides** Adjustable glides
- Assembly** Base mounts to tabletop with 1/4-20 x 1" machine screws into metal inserts in top.
NO WOOD SCREWS ARE USED.

TABLE TOP SPECIFICATIONS

Table Tops

Table top core is CARB Phase I & Phase II Compliant. Laminate, wood veneer and phenolic backing are glued with water based adhesives.

FINISHES

Table Base

Stainless steel #201 finish is standard. Optional standard powder coat colors are available.

Laminate/Veneer Selections

ERG offers over 1000 standard laminate choices from Nevamar, Wilsonart, Formica and Pionite. Wood veneer is available in transparent stain colors - custom stain matching available.

Special Edge Note:

Square tables using PVC T-edge will have a 2" radius on all corners. We also offer 4" radius corners.

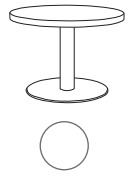
OPTIONS

- CODE: SF - Powder Coat finish in choice of standard powder coat colors.
- CODE: PC-CO - Polished Chrome Finish

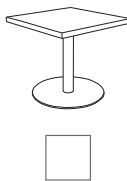


SOLID SURFACE SQUARE TOP
CORSA SIDE TABLE

ROUND AND SQUARE TOP



Model Number	Table Top Size	Table Height	Table Shape	Shpg. Weight	LAMINATE TOP EDGE 2B OR 3A OR SELF EDGE	veneer TOP EDGE 8G	SOLID SURFACE TOP
CORO20D	20" dia.	17"	round	35 lbs.	\$937	\$984	CALL
CORO24D	24" dia.	17"	round	40 lbs.	\$976	\$1032	CALL
CORO30D	30" dia.	17"	round	45 lbs.	\$1000	\$1059	CALL
CORO36D	36" dia.	17"	round	50 lbs.	\$1039	\$1100	CALL
CORO20DT	20" dia.	22"	round	35 lbs.	\$952	\$1008	CALL
CORO24DT	24" dia.	22"	round	40 lbs.	\$989	\$1047	CALL



CORO20S	20" x 20"	17"	square	45 lbs.	\$952	\$1008	CALL
CORO24S	24" x 24"	17"	square	50 lbs.	\$989	\$1047	CALL
CORO30S	30" x 30"	17"	square	55 lbs.	\$1014	\$1074	CALL
CORO36S	36" x 36"	17"	square	55 lbs.	\$1039	\$1100	CALL
CORO20ST	20" x 20"	22"	square	47 lbs.	\$962	\$1021	CALL
CORO24ST	24" x 24"	22"	square	52 lbs.	\$1000	\$1059	CALL

OPTIONS

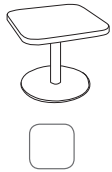
Add upcharge to list price and code to model number

SF	Powder Coat Color (per base)	\$60	PC-CO	Polished Chrome Finish	\$150 per base
----	------------------------------	------	-------	------------------------	----------------



4" RADIUS CORNER TOP
SIDE TABLE

4" RADIUS CORNER EDGE



Model Number	Model Description	Table Top Size	Table Height	Table Shape	Shpg. Weight	LAMINATE TOP EDGE 2B OR 3A OR SELF EDGE	VENEER TOP EDGE 8G	SOLID SURFACE TOP
CORO20R	Occasional	20" x 20"	17"	4" radius corner	35 lbs.	\$994	\$1053	CALL
CORO24R	Occasional	24" x 24"	17"	4" radius corner	40 lbs.	\$1032	\$1095	CALL
CORO30R	Occasional	30" x 30"	17"	4" radius corner	45 lbs.	\$1059	\$1123	CALL
CORO36R	Occasional	36" x 36"	17"	4" radius corner	50 lbs.	\$1100	\$1165	CALL
CORO20RT	Occasional	20" x 20"	22"	4" radius corner	47 lbs.	\$1021	\$1083	CALL
CORO24RT	Occasional	24" x 24"	22"	4" radius corner	52 lbs.	\$1059	\$1123	CALL

OPTIONS

Add upcharge to list price and code to model number

SF	Powder Coat Color (per base)	\$60	PC-CO	Polished Chrome Finish	\$150 per base
----	------------------------------	------	-------	------------------------	----------------