



**WESTLAKE TABLE OF CONTENTS**

Westlake Specifications & Options.....	2
Westlake Guest Pricing.....	4
Westlake Multiple Seat Pricing.....	6



**WESTLAKE COLLECTION**

The Westlake collection consists of multiple seating and offers both metal and wood frames with straight legs. Looks great for the Healthcare market, and available in a variety of seating configurations.



WESTLAKE METAL

WESTLAKE WOOD

**ORDERING INFORMATION**

**To Order Please Specify:**

- 1) Series Name
- 2) Model Number
- 3) Quantity
- 4) Powder Coat Color
- 5) Wood Stain Color
- 6) Poly Arm Cap, Black or Charcoal
- 7) Wood Armcap Color
- 8) Fabric Grade & Number
- 9) Optional Items

**MULTIPLE SEATING**

WOOD CHAIRS	WEIGHT LIMIT
Per Seat	350 lbs.
Bariatric	500 lbs.

METAL CHAIRS	WEIGHT LIMIT
Per Seat	500 lbs.
Bariatric	750 lbs.

**LOUNGE**

SOFT SEATING	WEIGHT LIMIT
1 Seat	500 lbs.
2 Seat	1000 lbs.
3 Seat	1500 lbs.

**STANDARD BASE FINISHES**

**Metal Base:** Standard Powder Coat

**Wood Base:** Standard Wood Stain

**GENERAL SPECIFICATIONS**

**Upholstery**

High resiliency foam is being used. ERG uses only water based glues and adhesives in our upholstery process. Seat is covered in choice of fabric, vinyl, crypton, leather or COM.

**Frame:**

**Frame Construction**

**Metal** - 1-1/4" round steel tubing, welded to steel apron. Built-in wall saver design.

**Wood** - All hardwood with tongue & groove with Wallsaver design

**Back:** Tongue & groove hardwood construction. High-resiliency foam wrapped over frame

**Seat:** Large webbing stretched over hardwood frame. High resiliency foam applied and bonded.

**Underseat**

**Metal** - Steel welded frame, welded to legs and metal apron.

**Wood** - Steel welded frame with machine screws attached to wood

**Glides**

**Metal** - Adjustable glides installed

**Wood** - Nylon Tap-on

**Arm Caps**

**Metal** - Black or Charcoal Poly Arm Caps

**Wood** - Wood Arm

**Standard Polyurethane Arm Caps  
(Metal Frame Only)**



BLACK POLY ARM CAP



CHARCOAL POLY ARM CAP

**Standard Arm Caps  
(Wood Frame Only)**



WOOD ARM

**OPTIONS**

**METAL FRAME**

- CODE: FR - CAL 133 (TB 133) Fire Retardant
- CODE: MB - Moisture Barrier (up to 60" overall width)
- CODE: MB60 - Moisture Barrier (over 60" overall width)
- CODE: 2FO/C - Two Fabric Option (per seat)
- CODE: WAC - Arm Caps, Solid Wood

**WOOD FRAME**

- CODE: FR - CAL 133 (TB 133) Fire Retardant
- CODE: MB - Moisture Barrier (up to 60" overall width)
- CODE: MB60 - Moisture Barrier (over 60" overall width)
- CODE: 2FO/C - Two Fabric Option (per seat)
- CODE: PAC - Poly Arm Caps, Black or Charcoal
- CODE: AG - Adjustable Glides (pair)

**METAL FRAME**



OPTIONAL WOOD  
ARM CAPS

**WOOD FRAME**



OPTIONAL CHARCOAL  
POLY ARM CAPS



OPTIONAL BLACK  
POLY ARM CAPS

**OPTIONAL TWO FABRIC UPHOLSTERY**



**CHAIR FEATURES**

**METAL**



**WOOD**



• **SLIM PROFILE BACK**  
Slim profile back fits in tighter areas, ideal for waiting rooms

• **WELDED STEEL CONSTRUCTION**  
Features a fully welded steel substructure for the ultimate in seating strength

• **WALL SAVER DESIGN**  
Wall saver design helps protect walls & upholstery

DIMENSIONS	Bariatric Chair
Seat Width:	30"
Seat Depth:	18.5"
Seat Height:	18"
Back Height:	33"
Arm Height:	25.5"
Overall Width:	33.5"
Overall Depth:	25"
Qty./Wt. per carton:	1 ea./53 lbs.



BARIATRIC CHAIR

**MODEL / DESCRIPTION / LIST PRICING**



**7815** Bariatric

COM Yardage: Seat 1.5 Yd. / Back 1.5 Yd.

COM	GR1	GR2	GR3	GR4	GR5	GR6	GR7	GR8	GR9	GR10	LEA
\$1862	\$1992	\$2071	\$2156	\$2242	\$2331	\$2425	\$2521	\$2624	\$2725	\$2836	\$3353

**OPTIONS**

Add upcharge to list price and code to model number

FR	CAL 133 (TB 133) Fire Retardant per yard	\$118	/yd.
MB	Moisture Barrier (up to 60" overall width)	\$164	ea.

2FO/C	2 Fabric Option	\$67	per seat
WAC	Arm Caps, Solid Wood	\$105	ea.

DIMENSIONS	Bariatric
Seat Width:	30"
Seat Depth:	18.5"
Seat Height:	18"
Back Height:	33"
Arm Height:	25.5"
Overall Width:	33.5"
Overall Depth:	24.5"
Qty./Wt. per carton:	1 ea./ 44 lbs



BARIATRIC

**MODEL / DESCRIPTION / LIST PRICING**



**7215** Bariatric / Open Arms

COM Yardage: Seat 1.5 Yd. / Back 1.5 Yd.

COM	GR1	GR2	GR3	GR4	GR5	GR6	GR7	GR8	GR9	GR10	LEA
\$1680	\$1799	\$1870	\$1944	\$2024	\$2103	\$2189	\$2274	\$2367	\$2460	\$2560	\$3025

**OPTIONS**

Add upcharge to list price and code to model number

FR	CAL 133 (TB 133) Fire Retardant per yard	\$118	/yd.
MB	Moisture Barrier (up to 60" overall width)	\$164	ea.
AG	Adjustable Glide	\$25	/pair

2F0/C	2 Fabric Option	\$67	per seat
PAC	Poly Arm Caps, Black or Charcoal	\$78	ea.

DIMENSIONS	Arm Chair	Two-Seat Lounge	Two-Seat Center Arm	Three-Seat Lounge
Seat Width:	19.5"	39"	19.5" x 2	19.5" x 3
Seat Depth:	18.5"	18.5"	18.5"	18.5"
Seat Height:	18"	18"	18"	18"
Back Height:	33"	33"	33"	33"
Arm Height:	25.5"	25.5"	25.5"	25.5"
Overall Width:	23"	42.5"	44"	65.5"
Overall Depth:	25.5"	25.5"	25.5"	25.5"
Qty./Wt. per carton:	1 ea./42 lbs.	1 ea./68 lbs.	1 ea./73 lbs.	1 ea./110 lbs.



THREE SEAT ARM CHAIR

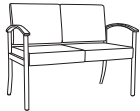
**MODEL / DESCRIPTION / LIST PRICING**



**7800** Arm Chair

COM Yardage: Seat 1 Yd. / Back 1.25 Yd.

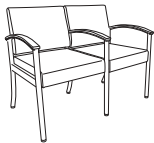
COM	GR1	GR2	GR3	GR4	GR5	GR6	GR7	GR8	GR9	GR10	LEA
\$1318	\$1409	\$1465	\$1523	\$1586	\$1648	\$1714	\$1782	\$1853	\$1928	\$2007	\$2370



**7805** Two Seat Lounge

COM Yardage: Seat 1.5 Yds. / Back 2 Yds.

COM	GR1	GR2	GR3	GR4	GR5	GR6	GR7	GR8	GR9	GR10	LEA
\$2348	\$2513	\$2615	\$2717	\$2827	\$2939	\$3058	\$3179	\$3307	\$3440	\$3576	\$4227



**7807** Two-Seat Lounge / Center Arm

COM Yardage: Seat 1.5 Yds. / Back 2 Yds.

COM	GR1	GR2	GR3	GR4	GR5	GR6	GR7	GR8	GR9	GR10	LEA
\$2507	\$2683	\$2789	\$2902	\$3017	\$3139	\$3264	\$3394	\$3530	\$3670	\$3820	\$4513



**7810** Three-Seat Lounge / Center Arms

COM Yardage: Seat 2.5 Yds. / Back 2.5 Yds.

COM	GR1	GR2	GR3	GR4	GR5	GR6	GR7	GR8	GR9	GR10	LEA
\$3422	\$3663	\$3811	\$3962	\$4119	\$4286	\$4457	\$4635	\$4821	\$5015	\$5214	\$6163

**OPTIONS**

Add upcharge to list price and code to model number

FR	CAL 133 (TB 133) Fire Retardant per yard	\$118	/yd.
MB	Moisture Barrier (up to 60" overall width)	\$164	ea.
MB60	Moisture Barrier (over 60" overall width)	\$262	ea.

2FO/C	2 Fabric Option	\$67	per seat
WAC	Arm Caps, Solid Wood	\$105	ea.

DIMENSIONS	Arm Chair / Open Arms	Two-Seat Lounge	Two-Seat Lounge Center Arm	Three-Seat Lounge / Center Arm
Seat Width:	19.5"	39"	39"	55"
Seat Depth:	18.5"	18.5"	18.5"	18.5"
Seat Height:	18"	18"	18"	18"
Back Height:	33"	33"	33"	33"
Arm Height:	25"	25.5"	25.5"	25.5"
Overall Width:	23"	44.25"	44.25"	65.5"
Overall Depth:	25"	24.5"	24.5"	24.5"
Qty./Wt. per carton:	1 ea./38 lbs.	1 ea./ 58 lbs	1 ea./ 58 lbs	1 ea./ 95 lbs



TWO SEAT CHAIR

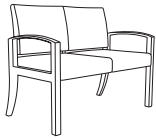
**MODEL / DESCRIPTION / LIST PRICING**



**7200** Arm Chair

COM Yardage: Seat 1 Yd. / Back 1.25 Yd.

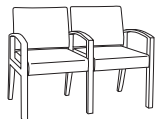
COM	GR1	GR2	GR3	GR4	GR5	GR6	GR7	GR8	GR9	GR10	LEA
\$1269	\$1357	\$1411	\$1467	\$1526	\$1588	\$1650	\$1716	\$1785	\$1857	\$1931	\$2283



**7202** Two Seat Lounge

COM Yardage: Seat 1.5 Yds. / Back 2 Yds.

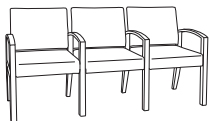
COM	GR1	GR2	GR3	GR4	GR5	GR6	GR7	GR8	GR9	GR10	LEA
\$2222	\$2378	\$2472	\$2572	\$2674	\$2780	\$2892	\$3009	\$3129	\$3253	\$3384	\$3998



**7205** Two-Seat Lounge / Center Arm

COM Yardage: Seat 1.5 Yds. / Back 2 Yds.

COM	GR1	GR2	GR3	GR4	GR5	GR6	GR7	GR8	GR9	GR10	LEA
\$2421	\$2590	\$2692	\$2802	\$2912	\$3029	\$3151	\$3278	\$3408	\$3544	\$3686	\$4357



**7210** Three-Seat Lounge / Center Arms

COM Yardage: Seat 2.5 Yds. / Back 2.5 Yds.

COM	GR1	GR2	GR3	GR4	GR5	GR6	GR7	GR8	GR9	GR10	LEA
\$3298	\$3530	\$3670	\$3820	\$3971	\$4129	\$4293	\$4467	\$4645	\$4829	\$5023	\$5937

**OPTIONS**

Add upcharge to list price and code to model number

FR	CAL 133 (TB 133) Fire Retardant per yard	\$118	/yd.
MB	Moisture Barrier (up to 60" overall width)	\$164	ea.
MB60	Moisture Barrier (over 60" overall width)	\$262	ea.

AG	Adjustable Glide	\$25	/pair
2FO/C	2 Fabric Option	\$67	per seat
PAC	Poly Arm Caps, Black or Charcoal	\$78	ea.