

ERG

INTERNATIONAL

CHAIRS • TABLES • LOUNGES

JANUARY 2023
QUICK SHIP AND PRICE LIST

ERGONOM CORPORATION
ERG INTERNATIONAL

1-800-446-1186
www.ERGinternational.com

ERG

INTERNATIONAL

*No investment in knowledge
pays the best interest.*

- Benjamin Franklin



QUICK SHIP
IN
30/20
DAYS

QUICK SHIP CATALOG
30 DAYS FOR UPHOLSTERY
20 DAYS FOR TABLES & CHAIRS
(NO UPHOLSTERED MODELS)

VOLUME 3



TABLE OF CONTENTS

6
Wood Shell
Chairs and Stools

8
Plastic Shell
Chairs and Stools

14
Lounge

15
Modular

16
Ottomans

18
Fabric Options

22
Occasional Tables

23
Cafe Tables

27
Training Tables

29
Laminate
& Edges

30
Terms
& Conditions

A COLLECTION OF OUR
MOST POPULAR PRODUCTS.
IN 30/20 WORKING DAYS,
HAVE YOUR PRODUCTS FAST!

Have a rush job? Need it shipped quick? No problem.

With our 30/20 Day Quick Ship Program, you can count on high quality furniture fast. We offer a wide variety of products to help get your project done and looking great. We offer wood chairs and stools, poly shell chairs and stools, lounge chairs, ottomans, modular units, occasional tables, café tables and training tables. With these options to choose from, you can get any space complete from lobbies, classrooms, cafes or any open communal space.

To get your order started, contact our Customer Service at 800.446.1186

All of our products are available on GSA contract





*An investment in knowledge
pays the best interest.*
- Benjamin Franklin







ORDERING INFORMATION
To Order Please Specify:

- 1) Series Name
- 2) Model Number
- 3) Quantity
- 4) Wood Shell Stain Finish
- 5) Metal Leg Finish

Cutouts and laser engraving not available on Quick Ship items.



Benton
1350 Café Chair \$633
LEGS: STANDARD IN POLISHED CHROME
OPTIONS:
SF Powder Coat Finish \$63



Benton
1352 Tall Back Bar Stool \$800
LEGS: STANDARD IN POLISHED CHROME
OPTIONS:
SF Powder Coat Finish \$76



Dekko
744 Café Chair \$641
LEGS: STANDARD IN POWDER COAT
OPTIONS:
PC Polished Chrome Finish \$49



Dekko
752 Tall Back Bar Stool \$824
LEGS: STANDARD IN POWDER COAT
OPTIONS:
PC Polished Chrome Finish \$76

WOOD STAINS



natural maple



medium walnut

METAL FINISH



polished chrome

POWDER COAT



brushed aluminum (silver)



black gloss



lt bronze textured



ORDERING INFORMATION
To Order Please Specify:

- 1) Series Name
- 2) Model Number
- 3) Quantity
- 4) Wood Shell Stain Finish
- 5) Metal Leg Finish

Cutouts and laser engraving not available on Quick Ship items.



Pento
927 Café Chair \$714

LEGS: STANDARD IN POWDER COAT

OPTIONS:

PC	Polished Chrome Finish	\$49
----	------------------------	------



Pento
937 Tall Back Bar Stool \$976

LEGS: STANDARD IN POWDER COAT

OPTIONS:

PC	Polished Chrome Finish	\$76
----	------------------------	------

WOOD STAINS



natural maple



medium walnut

METAL FINISH



polished chrome

POWDER COAT



brushed aluminum(silver)



black gloss



lt bronze textured



ORDERING INFORMATION
To Order Please Specify:

- 1) Series Name
- 2) Model Number
- 3) Quantity
- 4) Poly Shell Color
- 5) Metal Leg Finish



Elliot
6260 Café Chair \$359
 LEGS: STANDARD IN POLISHED CHROME
 OPTIONS:
 SF Powder Coat Finish \$63



Elliot
6264 Bar Stool \$655
 LEGS: STANDARD IN POLISHED CHROME
 OPTIONS:
 SF Powder Coat Finish \$76

Elliot Poly Shell Colors



METAL FINISH





ORDERING INFORMATION
To Order Please Specify:

- 1) Series Name
- 2) Model Number
- 3) Quantity
- 4) Poly Shell Color
- 5) Metal Leg Finish



Foray
6240 Café Chair \$444

LEGS: STANDARD IN POLISHED CHROME

OPTIONS:

SF Powder Coat Finish \$63



Foray
6242 Bar Stool \$716

LEGS: STANDARD IN POLISHED CHROME

OPTIONS:

SF Powder Coat Finish \$76

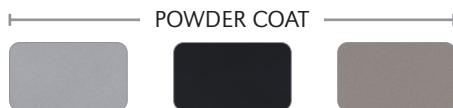
Foray Poly Shell Colors



METAL FINISH



polished chrome



brushed aluminum(silver) black gloss lt bronze textured



ORDERING INFORMATION
To Order Please Specify:

- 1) Series Name
- 2) Model Number
- 3) Quantity
- 4) Poly Shell Color
- 5) Metal Leg Finish



Gobi
7336 Stacking Chair \$449
LEGS: STANDARD IN POLISHED CHROME
OPTIONS:
SF Powder Coat Finish \$63



Gobi
7340 Stacking Bar Stool \$707
LEGS: STANDARD IN POLISHED CHROME
OPTIONS:
SF Powder Coat Finish \$76

Gobi Poly Shell Colors



Gobi
7330 Stacking Sled Base \$414
LEGS: STANDARD IN POLISHED CHROME
OPTIONS:
SF Powder Coat Finish \$63




Gobi
7338 Stacking Arm Chair \$497
LEGS: STANDARD IN POLISHED CHROME
OPTIONS:
SF Powder Coat Finish \$63

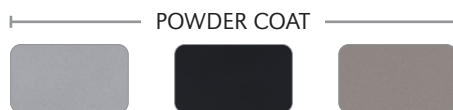
Gobi Poly Shell Colors



METAL FINISH



polished chrome



brushed aluminum (silver) black gloss It bronze textured



ORDERING INFORMATION
To Order Please Specify:

- 1) Series Name
- 2) Model Number
- 3) Quantity
- 4) Poly Shell Color
- 5) Metal Leg Finish



Lotus
7485 Stacking Poly Chair \$499
LEGS: STANDARD IN POLISHED CHROME
OPTIONS:
SF Powder Coat Finish \$63



Lotus
7495 4-Leg Bar Stool \$590
LEGS: STANDARD IN POLISHED CHROME
OPTIONS:
SF Powder Coat Finish \$76

Lotus Poly Shell Colors



Rewind
7600 Stacking Chair \$434
LEGS: STANDARD IN POLISHED CHROME
OPTIONS:
SF Powder Coat Finish \$61



Rewind
7616 Stacking Bar Stool \$711
LEGS: STANDARD IN POLISHED CHROME
OPTIONS:
SF Powder Coat Finish \$76

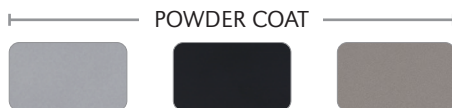
Rewind Poly Shell Colors



METAL FINISH



polished chrome



brushed aluminum(silver) black gloss lt bronze textured



ORDERING INFORMATION
To Order Please Specify:

- | | | |
|-----------------|---------------------|------------------------------|
| 1) Series Name | 3) Quantity | 5) Metal Leg Finish (Strike) |
| 2) Model Number | 4) Poly Shell Color | 6) Vinyl Fabric (Tommy) |

MAX QUANTITY 12



Tommy
8890 Rocking Stool

IN-STOCK VINYL
\$793

ERG IN-STOCK VINYL COLORS:
CULP CONTRACT HATHAWAY




Tommy Poly Base Colors



METAL FINISH



polished chrome



brushed aluminum(silver)



black gloss



It bronze textured

POWDER COAT



ORDERING INFORMATION
To Order Please Specify:

- 1) Series Name
- 2) Model Number
- 3) Quantity
- 4) Poly Shell Color
- 5) Metal Leg/Sled Finish



Vesper Sled Base

6188 Demi Back Sled Base Bar Stool \$683

BASE: STANDARD IN POLISHED CHROME

OPTIONS:

SF	Powder Coat Finish	\$76
----	--------------------	------

Vesper Poly Shell Colors




METAL FINISH



polished chrome

POWDER COAT



brushed aluminum(silver)



black gloss



lt bronze textured



ORDERING INFORMATION

To Order Please Specify:

- 1) Series Name
- 2) Model Number
- 3) Quantity
- 4) Wood/Metal Leg Finish
- 5) Fabric Selection (Pg 18)

Two fabric option not available on Quick Ship items



Ashton

606 Single Seat Lounge (Armless)

GR2	GR4	GR5	GR6	GR7
\$1884	\$2037	\$2120	\$2206	\$2293

LEGS: STANDARD IN POWDER COAT



Flair

3495 Single Seat Lounge

GR2	GR4	GR5	GR6	GR7
\$2599	\$2809	\$2921	\$3039	\$3158

LEGS: STANDARD IN POLISHED CHROME

OPTIONS:

SF	Powder Coat Finish	\$16	ea.
WOD	Solid Maple Wood Legs	\$32	ea.
CAS4	4" Casters	\$40	ea.



Malibu

3900 Single Seat Lounge

GR2	GR4	GR5	GR6	GR7
\$2610	\$2823	\$2938	\$3054	\$3174

LEGS: STANDARD IN POWDER COAT

OPTIONS:

PC	Polished Chrome Finish	\$45	ea.
WOD	Solid Maple Wood Legs	\$32	ea.



Raven

8403 Single Seat Lounge

GR2	GR4	GR5	GR6	GR7
\$2784	\$3260	\$3489	\$3718	\$3946

LEGS: STANDARD IN POWDER COAT

OPTIONS:

PC	Polished Chrome Finish	\$34	ea.
WOD	Solid Maple Wood Legs	\$32	ea.
CAS3	3" Casters	\$34	ea.

WOOD STAINS



natural maple



medium walnut

METAL FINISH



polished chrome


POWDER COAT



brushed aluminum(silver)



black gloss



lt bronze textured



ORDERING INFORMATION

To Order Please Specify:

- 1) Series Name
- 2) Model Number
- 3) Quantity
- 4) Wood/Metal Leg Finish
- 5) Fabric Selection (Pg 18)

Two fabric option not available on Quick Ship items

MAX QUANTITY 8

Raven

8302 22" Straight Unit



GR2	GR4	GR5	GR6	GR7
\$1755	\$1996	\$2120	\$2249	\$2375

LEGS: STANDARD IN POWDER COAT

OPTIONS:

PC	Polished Chrome Finish	\$34	ea.
WOD	Solid Maple Wood Legs	\$32	ea.
CAS3	3" Casters	\$34	ea.

MAX QUANTITY 2

Raven

8386 Corner Unit – Square Seat Back



GR2	GR4	GR5	GR6	GR7
\$3283	\$3550	\$3694	\$3840	\$3995

LEGS: STANDARD IN POWDER COAT

OPTIONS:

PC	Polished Chrome Finish	\$34	ea.
WOD	Solid Maple Wood Legs	\$32	ea.
CAS3	3" Casters	\$34	ea.

MAX QUANTITY 8

Raven

8326 22" Single Seat Backless Unit



GR2	GR4	GR5	GR6	GR7
\$1570	\$1814	\$1946	\$2078	\$2207

LEGS: STANDARD IN POWDER COAT

OPTIONS:

PC	Polished Chrome Finish	\$34	ea.
WOD	Solid Maple Wood Legs	\$32	ea.
CAS3	3" Casters	\$34	ea.

WOOD STAINS



natural maple



medium walnut

METAL FINISH



polished chrome

POWDER COAT



brushed aluminum(silver)



black gloss



lt bronze textured



ORDERING INFORMATION

To Order Please Specify:

- 1) Series Name
- 2) Model Number
- 3) Quantity
- 4) Wood/Metal Leg Finish
- 5) Fabric Selection (Pg 18)

Two fabric option not available on Quick Ship items



Raven

8341 18" Round Ottoman (4 Legs)

GR2	GR4	GR5	GR6	GR7
\$1392	\$1513	\$1573	\$1645	\$1718

8339 24" Round Ottoman (4 Legs)

GR2	GR4	GR5	GR6	GR7
\$1976	\$2368	\$2564	\$2761	\$2957

LEGS: STANDARD IN POWDER COAT

OPTIONS:

PC	Polished Chrome Finish	\$34	ea.
WOD	Solid Maple Wood Legs	\$32	ea.
CAS2	2" Black Casters (18" size Only)	\$34	ea.



Raven

8340 30" Round Ottoman (4 Legs)

GR2	GR4	GR5	GR6	GR7
\$2570	\$2963	\$3157	\$3354	\$3550

8342 36" Round Ottoman (4 Legs)

GR2	GR4	GR5	GR6	GR7
\$3011	\$3406	\$3599	\$3796	\$3992

LEGS: STANDARD IN POWDER COAT

OPTIONS:

PC	Polished Chrome Finish	\$34	ea.
WOD	Solid Maple Wood Legs	\$32	ea.
CAS2	2" Black Casters (18" size Only)	\$34	ea.



Raven

8346 27" Square Ottoman (4 Legs)

GR2	GR4	GR5	GR6	GR7
\$1868	\$2236	\$2423	\$2609	\$2793

LEGS: STANDARD IN POWDER COAT

OPTIONS:

PC	Polished Chrome Finish	\$34	ea.
WOD	Solid Maple Wood Legs	\$32	ea.
CAS2	2" Black Casters (18" size Only)	\$34	ea.

WOOD STAINS



natural maple



medium walnut

METAL FINISH



polished chrome

POWDER COAT



brushed aluminum(silver)



black gloss



It bronze textured



ORDERING INFORMATION

To Order Please Specify:

- 1) Series Name
- 2) Model Number
- 3) Quantity
- 4) Fabric Selection (Pg 18)

Two fabric option not available on Quick Ship items

Raven

8341-NL 18" Round Ottoman (No Legs)

















































GR2	GR4	GR5	GR6	GR7
\$1521	\$1851	\$2010	\$2174	\$2335


Raven

8339-NL 24" Round Ottoman (No Legs)




GR2	GR4	GR5	GR6	GR7
\$1813	\$2161	\$2332	\$2504	\$2676

Grade 5							
		TAUPE	CYAN	SORREL	DELFT	VESPER	HICKORY
	COVER CLOTH PLATINUM						
		ZEST	FLAME	INDIGO	BOUQUET	GRAPHITE	JET
Grade 6							
		MALT	QUINCE	KOI	SAND	DECK	CRATER
	BETA IVY						
		AZURE	LAPIS	BARK	MADDER	CASSIS	BASALT
Grade 2							
		LEMON	MOSS	IRIS			
	BOBBY AQUA						
		GLOW	FUCHSIA	ANCHOR			
Grade 5							
		BISQUE	DOVE	GRAVEL	SMITH	BLUEBELL	INK
	ENDURANCE EPU NEPTUNE						
		TOBACCO	LICHEN	CLARET	PLUM	JETTY	NOIR



MOMENTUM FABRIC



Specifications

Width - Pattern	Fiber Content/Backing	Finish	Abrasion (Wyzenbeek)	Light fastness	Cleaning Code	Approx. Repeats
54" BEEP ☘ ☘ ☘ ☘ ☘ ☘	50% Post Consumer Recycled Polyester, 50% Polyester Acrylic Backing		70,000 D.R.	(Cl. 4.0) 40 Hrs.	WS	¾" L, 15" W Shown Railroaded
55" BETA ☘ ☘ ☘ ☘ ☘ ☘	67% Repreve® Recycled Polyester, 33% Polyester Acrylic Backing		190,000 D.R.	(Cl. 4.0) 40 Hrs.	WS	¾" L, ½" W
54" BOBBY ☘ ☘ ☘ ☘ ☘ ☘	68% Repreve® Post Consumer Recycled Polyester, 32% Polyester Acrylic Backing		150,000 D.R.	(Cl. 3.5) 40 Hrs.	WS	¾" L, ½" W
54" CANTER EPU ☘ ☘ ☘ ☘ ☘ ☘	100% EPU Polyurethane Polyester Backing		1,000,000 D.R.	(Cl. 4.0) 200 Hrs.	W BC (4:1)	
59" COVER CLOTH ☘ ☘ ☘ ☘ ☘ ☘	56% Repreve® Post Consumer Recycled Polyester, 44% Polyester	Crypton® Green	200,000 D.R.	(Cl. 4.0) 40 Hrs.	W BC (10:1)	
54" ENDURANCE EPU ☘ ☘ ☘ ☘ ☘ ☘	100% EPU Polyurethane Polyester Backing		1,000,000 D.R.	(Cl. 4.0) 200 Hrs.	W BC (4:1)	
56" FAUX FELT ☘ ☘ ☘ ☘ ☘ ☘	62% Repreve® Post Consumer Recycled Polyester, 38% Polyester	Crypton® Green	75,000 D.R.	(Cl. 4.5) 40 Hrs.	WS BC (10:1)	
56" FLOCK ☘ ☘ ☘ ☘ ☘ ☘	53% Recycled Polyester, 47% Polyester	Crypton® Green	140,000 D.R.	(Cl. 4.5) 40 Hrs.	W BC (10:1)	
56" LENS ☘ ☘ ☘ ☘ ☘ ☘	81% Repreve® Post Consumer Recycled Polyester, 19% Recycled Polyester Acrylic Backing		110,000 D.R.	(Cl. 4.5) 40 Hrs.	W	10" L, 7 ½" W
56" LINEUP ☘ ☘ ☘ ☘ ☘ ☘	100% Post Consumer Recycled Polyester Acrylic Backing		100,000 D.R.	(Cl. 5.0) 40 Hrs.	WS	1 ¾" L, 3 ¾" W
55" PIP ☘ ☘ ☘ ☘ ☘ ☘	53% Repreve® Recycled Polyester, 47% Polyester Acrylic Backing		200,000 D.R.	(Cl. 4.5) 40 Hrs.	WS	¾" L, ½" W
54" TOGGLE ☘ ☘ ☘ ☘ ☘ ☘	100% Post Consumer Recycled Polyester Acrylic Backing		70,000 D.R.	(Cl. 5.0) 40 Hrs.	WS	3 ½" L, 1 ¾" W

*ACT Registered Certification Marks

CLEANING CODE DEFINITIONS

W: Water-based cleaning agents or foam may be used.

WS: Clean with water-based cleaning agents, foam or pure, water-free solvents (Energine, Carbona, Renuzit or other similar products). Vacuuming or light brushing is recommended to prevent dust and soil buildup.

BC: Bleach Cleanable (ratio).



GREENGUARD Certified. CA Section 01350 compliant. Eligible for CHPS Low-Emitting Material Credits.

MOMENTUM
T E X T I L E S

800.366.6839

To order memo samples for project use, please visit Momentum's website at www.memosamples.com

ERG
INTERNATIONAL

361 North Bernoulli Circle
Oxnard, CA 93030
800.446.1186
sales@erginternational.com
www.erginternational.com

5 CLICKS

In 5 Simple clicks, you can find hundreds of pre-approved, in grade and, in stock fabrics.



ORDERING INFORMATION
To Order Please Specify:

- 1) Series Name
- 2) Model Number
- 3) Quantity
- 4) Wood/Metal Leg Finish
- 5) Laminate Selection & Number (Pg29)

Cabana Round



Model #	Size	Height	LAMINATE
CAB18D	18" dia.	17"	\$1535
CAB24D	24" dia.	17"	\$1805

LEGS: STANDARD IN POWDER COAT

OPTIONS:

PC	Polished Chrome Finish	\$34	ea.
WOD	Solid Maple Wood Legs	\$32	ea.

Cabana Square



Model #	Size	Height	LAMINATE
CAB18S	18" x 18"	17"	\$1666
CAB24S	24" x 24"	17"	\$1848

LEGS: STANDARD IN POWDER COAT

OPTIONS:

PC	Polished Chrome Finish	\$34	ea.
WOD	Solid Maple Wood Legs	\$32	ea.

Duncan



Model #	Size	Height	LAMINATE
DUN18D	18" dia.	18"	\$1813

LEGS: STANDARD IN POWDER COAT

OPTIONS:

PC	Polished Chrome Finish	\$45	ea.
WOD	Solid Maple Wood Legs	\$32	ea.

Duncan



Model #	Size	Height	LAMINATE
DUN18S	18" x 18"	18"	\$1942

LEGS: STANDARD IN POWDER COAT

OPTIONS:

PC	Polished Chrome Finish	\$45	ea.
WOD	Solid Maple Wood Legs	\$32	ea.

Duncan



Model #	Size	Height	LAMINATE
DUN24D	24" dia.	18"	\$2096

LEGS: STANDARD IN POWDER COAT

OPTIONS:

PC	Polished Chrome Finish	\$45	ea.
WOD	Solid Maple Wood Legs	\$32	ea.

WOOD STAINS



natural maple




medium walnut

METAL FINISH



polished chrome


POWDER COAT



brushed aluminum(silver)



black gloss



lt bronze textured



ORDERING INFORMATION
To Order Please Specify:

- 1) Series Name
- 2) Model Number
- 3) Quantity
- 4) Metal Base Finish
- 5) Laminate Selection and No. (Pg 29)
- 6) Edge Style Code and Color (Pg 29)

Brandon



Model Number	Table Top Size	Base Spread	Price	
			GRP 2	GRP 3
BR30D	30" Dia.	26"- X	\$845	\$944
BR36D	36" Dia.	32"- X	\$1001	\$1124
BR42D	42" Dia.	32"- X	\$1187	\$1348

BASE: STANDARD IN POWDER COAT

Brandon



Model Number	Table Top Size	Base Spread	Price	
			GRP 2	GRP 3
BR30S	30" Sq.	26"- X	\$796	\$897
BR36S	36" Sq.	32"- X	\$1010	\$1138

BASE: STANDARD IN POWDER COAT

Brandon | Bar Height



Model Number	Table Top Size	Base Spread	Price	
			GRP 2	GRP 3
BRH24D	24" Dia.	22"- X	\$1042	\$1104
BRH30D	30" Dia.	26"- X	\$1124	\$1212

BASE: STANDARD IN POWDER COAT

METAL FINISH

POWDER COAT



brushed aluminum(silver)

black gloss

It bronze textured



ORDERING INFORMATION
To Order Please Specify:

- 1) Series Name
- 2) Model Number
- 3) Quantity
- 4) Metal Base Finish
- 5) Laminate Selection and No. (Pg 29)
- 6) Edge Style Code and Color (Pg 29)

Cayman



Model Number	Table Top Size	Base Spread	GRP	
			GRP2	GRP3
CAY24D	24"Dia.	20"	\$638	\$721
CAY30D	30"Dia.	24"	\$725	\$834
CAY36D	36"Dia.	28"	\$824	\$958
CAY42D	42"Dia.	32"	\$979	\$1156

BASE: STANDARD IN POLISHED CHROME

OPTIONS:

SF	Powder Coat Finish	\$79
----	--------------------	------

Cayman



Model Number	Table Top Size	Base Spread	GRP	
			GRP 2	GRP 3
CAY24S	36" Sq.	20"	\$647	\$733
CAY2430S	24X30 Sq.	24"	\$695	\$797
CAY30S	30" Sq.	28"	\$725	\$834
CAY36S	36" Sq.	32"	\$824	\$958

BASE: STANDARD IN POLISHED CHROME

OPTIONS:

SF	Powder Coat Finish	\$79
----	--------------------	------

Cayman | Bar Height



Model Number	Table Top Size	Base Spread	GRP	
			GRP 2	GRP 3
CAYH24D	24" Dia.	20"	\$825	\$906
CAYH30D	30" Dia.	24"	\$913	\$1020
CAYH36D	36" Dia.	32"	\$1012	\$1145

BASE: STANDARD IN POLISHED CHROME

OPTIONS:

SF	Powder Coat Finish	\$79
----	--------------------	------

Cayman | Bar Height



Model Number	Table Top Size	Base Spread	GRP	
			GRP 2	GRP 3
CAYH2430S	24x30" Sq.	20"	\$883	\$982
CAYH30S	30" Sq.	24"	\$913	\$1020
CAYH36S	36" Sq.	32"	\$1012	\$1145

BASE: STANDARD IN POLISHED CHROME

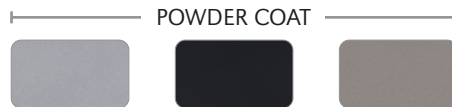
OPTIONS:

SF	Powder Coat Finish	\$79
----	--------------------	------

METAL FINISH



polished chrome



brushed aluminum(silver) black gloss lt bronze textured



ORDERING INFORMATION
To Order Please Specify:

- 1) Series Name
- 2) Model Number
- 3) Quantity
- 4) Metal Base Finish
- 5) Laminate Selection and No. (Pg 29)
- 6) Edge Style Code and Color (Pg 29)

Corsa



Model Number	Table Top Size	Base Spread	Base	
			GRP2	GRP3
COR30D	30"Dia.	22"	\$840	\$974
COR36D	36"Dia.	22"	\$961	\$1122
COR42D	42"Dia.	22"	\$1147	\$1359

BASE: STANDARD IN STAINLESS STEEL

OPTIONS:

SF	Powder Coat Finish	\$79
----	--------------------	------

Corsa



Model Number	Table Top Size	Base Spread	Base	
			GRP 2	GRP 3
COR30S	30" Sq.	22"	\$826	\$962
COR36S	36" Sq.	22"	\$976	\$1142

BASE: STANDARD IN STAINLESS STEEL

OPTIONS:

SF	Powder Coat Finish	\$79
----	--------------------	------

Corsa | Bar Height



Model Number	Table Top Size	Base Spread	Base	
			GRP 2	GRP 3
CORH24D	24" Dia.	22"	\$906	\$1002
CORH30D	30" Dia.	22"	\$1010	\$1142

BASE: STANDARD IN STAINLESS STEEL

OPTIONS:

SF	Powder Coat Finish	\$79
----	--------------------	------

METAL FINISH

POWDER COAT



brushed aluminum(silver)



black gloss



It bronze textured



ORDERING INFORMATION
To Order Please Specify:

- 1) Series Name
- 2) Model Number
- 3) Quantity
- 4) Metal Base Finish
- 5) Laminate Selection and No. (Pg 29)
- 6) Edge Style Code and Color (Pg 29)

Monaco



Model Number	Table Top Size	Base Spread	Base Finish	
			GRP2	GRP3
MON30D	30" Dia.	22"	\$955	\$1098
MON36D	36" Dia.	22"	\$1074	\$1246
MON42D	42" Dia.	26"	\$1346	\$1571

BASE: STANDARD IN STAINLESS STEEL

OPTIONS:

SF Powder Coat Finish	\$79
-----------------------	------

Monaco



Model Number	Table Top Size	Base Spread	Base Finish	
			GRP 2	GRP 3
MON30S	30" Sq.	22"	\$944	\$1085
MON36S	36" Sq.	22"	\$1089	\$1268

BASE: STANDARD IN STAINLESS STEEL

OPTIONS:

SF Powder Coat Finish	\$79
-----------------------	------

Monaco | Bar Height



Model Number	Table Top Size	Base Spread	Base Finish	
			GRP 2	GRP 3
MONH24D	24" Dia.	22"	\$964	\$1070
MONH30D	30" Dia.	22"	\$1123	\$1267

BASE: STANDARD IN STAINLESS STEEL


OPTIONS:

SF Powder Coat Finish	\$79
-----------------------	------


METAL FINISH



stainless steel



brushed aluminum(silver)



black gloss



It bronze textured

POWDER COAT



ORDERING INFORMATION
To Order Please Specify:

- 1) Series Name
- 2) Model Number
- 3) Quantity
- 4) Metal Base Finish
- 5) Laminate Selection and No. (Pg 29)
- 6) Edge Style Code and Color (Pg 29)

Brandon



Model Number	Table Top Size	Base Spread	GRP	
			GRP 2	GRP 3
BR2460	24 X 60	2-22"- T	\$1007	\$1167
BR2472	24 X 72	2-22"- T	\$1216	\$1385
BR3060	30 X 60	2-22"- T	\$1097	\$1281
BR3072	30 X 72	2-22"- T	\$1314	\$1518

BASE: STANDARD IN POWDER COAT

Brandon | Casters & Flip Top



Model Number	Table Top Size	Base Spread	GRP	
			GRP 2	GRP 3
BR2460FC	24 X 60	2-22"- T	\$1610	\$1771
BR2472FC	24 X 72	2-22"- T	\$1819	\$1989
BR3060FC	30 X 60	2-22"- T	\$1701	\$1885
BR3072FC	30 X 72	2-22"- T	\$1918	\$2121

BASE: STANDARD IN POWDER COAT

METAL FINISH

POWDER COAT



brushed aluminum(silver)



black gloss



lt bronze textured



ORDERING INFORMATION
To Order Please Specify:

- 1) Series Name
- 2) Model Number
- 3) Quantity
- 4) Metal Base Finish
- 5) Laminate Selection and No. (Pg 29)
- 6) Edge Style Code and Color (Pg 29)

Cayman



Model Number	Table Top Size	Base Spread	GRP	
			GRP 2	GRP 3
CAY2436	24 X 36	2-22T	\$788	\$904
CAY2448	24 X 48	2-22T	\$838	\$968
CAY2460	24 X 60	2-22T	\$889	\$1036
CAY2472	24 X 72	2-22T	\$1032	\$1193

BASE: STANDARD IN POLISHED CHROME

SF	Powder Coat Finish	\$77
----	--------------------	------

Cayman



Model Number	Table Top Size	Base Spread	GRP	
			GRP 2	GRP 3
CAY3036	30 X 36	2-22T	\$854	\$982
CAY3048	30 X 48	2-22T	\$913	\$1062
CAY3060	30 X 60	2-22T	\$973	\$1140
CAY3072	30 X 72	2-22T	\$1127	\$1312

BASE: STANDARD IN POLISHED CHROME

SF	Powder Coat Finish	\$77
----	--------------------	------

Flight | Casters & Flip Top




Model Number	TableTop Size	Base Spread	GRP	
			GRP2	GRP3
FT1860FC	18X60	2-22T	\$1306	\$1462
FT1872FC	18X72	2-22T	\$1511	\$1680
FT2460FC	24X60	2-22T	\$1379	\$1559
FT2472FC	24X72	2-22T	\$1592	\$1788
FT3060FC	30X60	2-22T	\$1438	\$1640
FT3072FC	30X72	2-22T	\$1661	\$1880

BASE: STANDARD IN BRUSHED ALUMINUM

METAL FINISH




polished chrome



brushed aluminum(silver)



black gloss



It bronze textured

POWDER COAT



Wilsonart
Montana Walnut
7110K-78



Wilsonart
Wild Cherry
7054-60



Wilsonart
Kensington Maple
10776-60



Wilsonart
Monticello Maple
7925-38



Wilsonart
Asian Night
7949K-18



Wilsonart
Cocobala
7942K-07



Wilsonart
Satin stainless
4830K-18



Wilsonart
Titanium EV
4810-60



Formica
Fog
961-58



Formica
Brite White
459-58

3 MM PVC EDGES

PVC SOLID COLORS



white



cream



almond



sand



khaki brown



pepperdust



amazon



gray



burgundy



dark brown

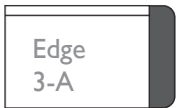


charcoal



black

PVC WOOD COLORS



amber maple



crown cherry



wild cherry



chocolate
pear




monticello
maple



beigewood



brazilwood



smoke



maple
multiplex



ashen
ribbonwood



natural
ribbonwood



walnut heights



bleached
legno




sarum twill



columbian
walnut



silver metallic



titanium

- » Select from the product series listed in this book to find specific models available “ONLY” in the ERG Quick ship program.
- » Orders for product on ERG Quick ship must clearly state: QUICK SHIP (please print on first line of order).
- » Choose from only the fabrics, laminates, edges and wood/ metal finish colors listed in this book.
- » Quick ship products ship within 30/20 business days of receipt of a clean, credit approved purchase order. Transit time not included in the 15 days, FOB - Oxnard, CA
- » Lead-times will be acknowledged from the date orders are determined to be “clean”.
- » Once order has been entered, changes are not allowed under any circumstances.
- » ERG International offers a FREE FREIGHT PROGRAM. Freight is free of charge on all orders over \$7,000 list. Orders under \$7,000 list will have a flat freight fee of \$195.

Lifetime Warranty

ERG International warrants to the original purchaser of new products to be free from defects in material, workmanship and specification for a LIFETIME under conditions of normal use and maintenance. If a defect causes failure of the product or a portion of the product, ERG International at its sole discretion will either repair or replace the defective product at no charge to the original purchaser. This warranty policy covers furniture frames, chair frames and shells(poly/wood), soft seating frames, stationary table bases, occasional tables, beam and cluster frame and shells, springs, legs and structural components. When ordering from ERG International tops and/or bases ONLY, ERG’s standard warranty will be null & void. ERG will not be held liable for any tops or bases used in conjunction with another manufacturer’s top or base.

Contracts held by ERG International

- » GSA – General Services Administration
(US Fed. Government)
- » HPG – HealthTrust Purchasing Group
- » Alabama
- » Alabama (UAB) – University of Alabama-Birmingham
- » California (CMAS)
- » CA State University System /Foundation for
CA Community Colleges (CSU / FCCC)
- » Connecticut EDU / Lounge & Office Furniture
- » Florida
- » Georgia (Bar Stools & Lounge)
- » Kansas
- » MHEC – Mass. Higher Education Consortium
- » Mississippi
- » New Jersey
- » New York
- » North Carolina
- » Ohio (IUC) – Inter-University Council of Ohio
- » Pennsylvania
- » South Carolina
- » The Interlocal Purchasing System (TIPS)
- » Wisconsin

ERG
INTERNATIONAL

www.ERGinternational.com

ABBY

Abby collection of café and training tables offers the ability to sit-and-stand at your table while you work. The options include flip tops, casters and radius corners. With its adjustable height and modern design, this high-tech look is a perfect fit for any mobile training space.



ROUND CAFÉ TABLE



TRAINING TABLE

ORDERING INFORMATION

- | | |
|----------------------------|-------------------------------|
| 1) Series Name | 6) Laminate Selection and No. |
| 2) Model Number | 7) Edge Style Code and Color |
| 3) Size | 8) Optional Items |
| 4) Quantity | |
| 5) Powder Coat Frame Color | |

BASE SPECIFICATIONS

Table Height: Optional adjustable height varies depending on adjustment method specified. Pin or Pneumatic adjustment available on X-Base or T-Base tables.

Column: 3" square 14 gauge steel tubing welded to base and top plate

X-Base: 1.25", 14 gauge round tubular steel and .1875" flat plate steel

T-Base: Fully welded steel legs with modern design

Top Plate: 8" x 8" plate welded to column

Glides: 2" adjustable black plastic glides

Assembly: Top plate is welded to the vertical column and the vertical column is welded to the horizontal base. No tie rod assembly. Base mounts to tabletop with ¼-20 x 1" machine screws into metal inserts in top.

STANDARD BASE FINISHES

X-Base & T-Base: Standard Powder Coat

- | | |
|----------------------|-------------------------|
| ERG Gray | ERG Argento Metallic |
| ERG Black Matte | ERG Lt. Bronze Textured |
| ERG Black Textured | ERG Charcoal Textured |
| ERG Brushed Aluminum | ERG Charcoal |

TABLE TOP SPECIFICATIONS

Table Tops

Table top core is CARB Phase I & Phase II Compliant. Laminate, wood veneer and phenolic backing are glued with water based adhesives.

COLOR / EDGE SELECTIONS

Laminate/Veneer Selections

ERG offers over 1000 standard laminate choices from Nevamar, Wilsonart, Formica and Pionite. Wood veneer is available in transparent stain colors - custom stain matching available for an upcharge.

Edge Selections

ERG offers a wide variety of table top edge materials including PVC, wood, aluminum and resin/urethane.

Special Edge Note: When ganging or butting tables together, ERG recommends using 3MM flat edge or flat wood edge. Square tables using **T-MOLD** edge will have a 3" radius on all corners.

OPTIONS

- CODE: FLIP-X - Flip Top per X-base (can not be used with height adjustable tables)
- CODE: FLIP-T - Flip Top for two T-Legs
- CODE: CAS2 - 2" Locking Casters - Black
- CODE: DCL - C-Legs instead of T-Legs
(Adjustable height options not available on C-Legs)
- CODE: GD3 - Flat Ganging Device for Café & Training Tables
- CODE: RAD - 3" Radius Corners for 3MM Edge
- CODE: ASB - Anti-Sag Bar for Tables Under 72"
- CODE: PINLT - Pin Height Adjustment for T-Legs
- CODE: PINLA - Pin Height Adjustment for X-Base
- CODE: PNEUX - Pneumatic Height Adjustment for X-Base
- CODE: HCA - Hand Crank Height Adjustment for T-Legs
- CODE: EPLA - Electric Height Adjustment for T-Legs



FLIP TOP FOR X BASE



FLIP TOP FOR TWO T-LEGS



2" MOBILE CASTERS




FLAT GANGING DEVICE

Notes:

Flip-Top Mechanism

Durable all-steel construction with a spring-loaded release handle and a safety catch to maintain flipped-up position. **All flip-top tables must have casters.**

PIN HEIGHT ADJUSTMENT OPTION



PIN HEIGHT ADJUSTMENT
DETAIL



CAFÈ TABLE WITH OPTIONAL
PIN HEIGHT ADJUSTMENT



NOTE: HEIGHT INCLUDES 1.25" TABLE TOP.
CASTERS WILL ADD 2" TO HEIGHT.

PNEUMATIC HEIGHT ADJUSTMENT OPTION



NOTE: HEIGHT INCLUDES 1.25" TABLE TOP.
CASTERS WILL ADD 2" TO HEIGHT.



CAFÈ TABLE WITH OPTIONAL
PNEUMATIC HEIGHT ADJUSTMENT



PNEUMATIC HEIGHT ADJUSTMENT
LEVER DETAIL

NOTE: Pneumatic / Flip can not be used on same table

HAND CRANK HEIGHT ADJUSTMENT OPTION



TRAINING TABLE WITH OPTIONAL
HAND CRANK HEIGHT ADJUSTMENT

NOTE: HEIGHT INCLUDES
1.25" TABLE TOP

ELECTRIC HEIGHT ADJUSTMENT OPTION



NOTE: HEIGHT INCLUDES
1.25" TABLE TOP

TRAINING TABLE WITH OPTIONAL
ELECTRIC HEIGHT ADJUSTMENT
AND SNAP ON WIRE MANAGEMENT

ELECTRIC UP / DOWN
CONTROL DETAIL



SQUARE CAFÈ TABLE

MODEL / DESCRIPTION / LIST PRICING

ABBY | X-BASECAFÈ | ROUNDTOP



ROUND

Model Number	Table Top Size	Base Spread	Table Height	Shpg. Wght.	LAMINATE TOP ASSORTED EDGES							VENEER TOP	
					GRP1	GRP2	GRP3	GRP4	GRP5	GRP6	GRP7	GRP8	GRP9
AB24D	24" Dia.	23"-X	29"	32	\$1215	\$1250	\$1377	\$1600	\$1617	\$1809	\$2039	\$2944	\$3422
AB30D	30" Dia.	29"-X	29"	43	\$1266	\$1302	\$1434	\$1667	\$1684	\$1885	\$2122	\$3066	\$3566
AB36D	36" Dia.	35"-X	29"	53	\$1427	\$1467	\$1629	\$1921	\$1938	\$2180	\$2468	\$3492	\$4023
AB42D	42" Dia.	35"-X	29"	72	\$1542	\$1592	\$1793	\$2164	\$2181	\$2477	\$2833	\$3850	\$4339

ABBY | X-BASE CAFÈ | SQUARE TOP



SQUARE

Model Number	Table Top Size	Base Spread	Table Height	Shpg. Wght.	LAMINATE TOP ASSORTED EDGES							VENEER TOP	
					GRP 1	GRP 2	GRP 3	GRP 4	GRP 5	GRP 6	GRP 7	GRP 8	GRP 9
AB24S	24" Sq.	23"- X	29"	40	\$1215	\$1250	\$1377	\$1600	\$1617	\$1809	\$2039	\$2944	\$3422
AB2430S	24" x 30"	29"- X	29"	49	\$1202	\$1231	\$1349	\$1546	\$1563	\$1740	\$1952	\$2879	\$3384
AB30S	30" Sq.	29"- X	29"	54	\$1266	\$1302	\$1434	\$1667	\$1684	\$1885	\$2122	\$3066	\$3566
AB36S	36" Sq.	35"- X	29"	67	\$1441	\$1486	\$1651	\$1953	\$1970	\$2218	\$2517	\$3539	\$4061
AB42S	42" Sq.	35"- X	29"	90	\$1463	\$1512	\$1705	\$2061	\$2078	\$2365	\$2707	\$3660	\$4117

NOTE: Flip-top can only be ordered with casters

NOTE: Fliptop X- base tables with casters in bar & counter height max 36" D or 36" S

NOTE: Pneumatic / Flip can not be used on same table

NOTE: AB24D and AB24S cannot be offered with the pin height

OPTIONS

Add upcharge to list price and code to model number

FLIP-X	Flip-Top per X-base (up to 42" top maximum)	\$203	per table
CAS2	2" Locking Casters - Black	\$28	ea.
GD3	Flat Ganging Device for Café & Training Tables	\$137	per pair
RAD	3" Radius Corners for 3MM Edge	\$262	per table

PINLA	Pin Height Adjust (X-Base)	\$215	per table
PNEUX	Pneumatic Height Adjust (X-Base, Max 36D/36S)	\$820	per table



MODEL / DESCRIPTION / LIST PRICING

ABBY | TRAINING | T-LEGS | RECTANGLETOP

RECTANGLE

Model Number	Table Top Size	Table Height	Base Spread	Shpg. Wght.	LAMINATE TOP ASSORTED EDGES								VENEER TOP	
					GRP1	GRP2	GRP3	GRP4	GRP5	GRP6	GRP7	GRP8	GRP9	
AB2448	24X48	29"	23"-T	70	\$1674	\$1762	\$1916	\$2174	\$2191	\$2424	\$2700	\$4051	\$4791	
AB2460	24X60	29"	23"-T	79	\$1750	\$1849	\$2024	\$2332	\$2349	\$2611	\$2926	\$4292	\$5018	
AB2472	24X72	29"	23"-T	88	\$1850	\$1955	\$2155	\$2517	\$2533	\$2835	\$3197	\$4580	\$5299	
AB2484	24X84	29"	23"-T	97	\$2085	\$2202	\$2428	\$2835	\$2852	\$3192	\$3598	\$5157	\$5971	
AB3048	30X48	29"	29"-T	79	\$1776	\$1872	\$2049	\$2350	\$2367	\$2628	\$2940	\$4338	\$5091	
AB3060	30X60	29"	29"-T	90	\$1877	\$1985	\$2189	\$2554	\$2571	\$2874	\$3239	\$4648	\$5380	
AB3072	30X72	29"	29"-T	102	\$1971	\$2087	\$2315	\$2732	\$2749	\$3087	\$3493	\$4923	\$5652	
AB3084	30X84	29"	29"-T	113	\$2277	\$2416	\$2688	\$3197	\$3214	\$3623	\$4114	\$5723	\$6527	

NOTE: Flip-top can only be ordered with casters

NOTE: Fliptop tables with casters in counter & bar height available in depth ranges 24"-36" only
Max Length up 72" - Not available with C-legs

NOTE: Pneumatic / Flip can not be used on same table

NOTE: Casters will be 1.5" on X-Base with Flip Top

OPTIONS

Add upcharge to list price and code to model number

FLIP-T	Flip-TopfortwoT-legs	\$468	per table
ASB	Anti-SagBarfortablesunder72"	\$105	per table
CAS2	2" Locking Casters - Black	\$28	ea.
DCL	C-LegsinsteadofT-Legs	\$79	per table
GD3	FlatGangingDeviceforCafé&Training Tables	\$137	per pair

RAD	3"RadiusCornersfor3MMEdge	\$262	per table
PINLT	PinHeightAdjust(T-Legs)	\$372	per table
HCA	HandCrankHeightAdjust(T-Legs)	\$707	per table
EPLA	ElectricHeightAdjust(T-Legs)	\$1419	per table

ADDY

Addy is a modern and versatile upholstered guest chair perfect for any café or touchdown space needing an extra touch of sophistication. Offered with two different shell sizes, standard height as well as a demi-plus, both showing off a beautiful saddle stitch design on the back. Available in a variety of bases, featuring a 4-leg wood frame that includes a wood wrap detail across the back. With design details like this, Addy is the ideal go-to for any elevated meeting, gathering or office space.



WOOD LEGS 4 STAR HIGH SWIVEL WITH CASTERS 4 LEG BARSTOOL 4 STAR HIGH SWIVEL WOOD LEGS 4 LEG WOOD BARSTOOL 4 LEG METAL 4 STAR HIGH SWIVEL WITH GLIDES

ORDERING INFORMATION

To Order Please Specify:

- 1) Series Name
- 2) Model Number
- 3) Quantity
- 4) Fabric Grade and Number
- 5) Wood Stain Base Finish (for wood legs)
- 6) Optional Items

SOFT SEATING	WEIGHT LIMIT
Metal Legs	350 lbs.
Wood Legs	250 lbs.

STANDARD BASE FINISHES

- 4 Legs:** Polished Chrome
- Wood Legs:** Standard Wood Stain
- 4 Star High Swivel Wood Legs:** Standard Wood Stain
- 4 Star High Swivel w/ Glides:** Polished Aluminum
- 4 Star High Swivel w/ Casters:** Polished Aluminum
- 4 Leg Barstool:** Polished Chrome
- 4 Wood Leg Barstool:** Standard Wood Stain

OPTIONAL BASE FINISHES

- 4 Legs:** Powder Coat
- 4 Star High Swivel w/ Glides:** Powder Coat
- 4 Star High Swivel w/ Casters:** Powder Coat
- 4 Leg Barstool:** Powder Coat

GENERAL SPECIFICATIONS

Upholstery/Foam

Cold injected urethane molded foam with inner steel welded frame.

Chair Base Details

4 Leg: Frames are fully welded 14-gauge, 1" diameter tubular steel with steel glides.

Wood Legs: Solid Beech wood tapered leg from the back leg 2" down to 1", and front leg 1.5" down to 1", with a felt pad and with wood support across the back for strength.

4 Star High Swivel Wood Legs: Solid Beech wood tapered leg. Heavy at the top at 2.25" for stability as it tapers to the bottom at 1.06".

4 Star High Swivel w/ Glides: Polished Aluminum base with white plastic glides.

4 Star High Swivel w/ Casters: Polished Aluminum base with 2" black casters.

4 Leg Barstool: Frames are made of .63" diameter steel tubing, with a rod steel foot rest at 11.16" height, and stainless steel glides.

4 Wood Leg Barstool: Solid Beech wood tapered leg from the back leg 2" down to 1.25", and front leg 1.5" down to 1", with a felt pad and with wood support across the back for strength. Optional footrest is made of stainless steel, with a polished chrome finish.

OPTIONS

- CODE: FR - CAL 133 (TB 133) Fire Retardant
- CODE: MBC - Moisture Barrier Chair
- CODE: SF - Powder Coat Finish
- CODE: CH - Counter Height (24" Seat Height)
- CODE: PCFR - Polished Chrome Foot Rest (Wood Leg Barstool only)



POLISHED CHROME FOOT REST
WOOD LEG BARSTOOL ONLY

DIMENSIONS	4 Leg Metal	4 Star High Swivel with Glides	4 Star High Swivel with Casters
Inside Width:	18"	18"	18"
Seat Height:	18"	18"	18.25"
Seat Depth:	16.87"	16.87"	16.87"
Overall Depth:	24.5"	22.5"	22.75"
Overall Width:	20"	19"	19.75"
Overall Height:	31.5"	31.5"	31.75"
Qty./Wt. per carton:	1 ea./17.75 lbs.	1 ea./20.24 lbs.	1 ea./20.74 lbs.



4 STAR HIGH SWIVEL WITH GLIDES



4 STAR HIGH SWIVEL WITH CASTERS

MODEL / DESCRIPTION / LIST PRICING



2435 4 Leg Metal

COM Yardage: 2 Yards

COM	GR1	GR2	GR3	GR4	GR5	GR6	GR7	GR8	GR9	GR10	LEA
\$1053	\$1127	\$1200	\$1274	\$1353	\$1432	\$1511	\$1596	\$1686	\$1765	\$1861	\$2104



2440 4 Star High Swivel with Glides

COM Yardage: 2 Yards

COM	GR1	GR2	GR3	GR4	GR5	GR6	GR7	GR8	GR9	GR10	LEA
\$1166	\$1240	\$1313	\$1387	\$1466	\$1545	\$1624	\$1709	\$1799	\$1878	\$1974	\$2217



2441 4 Star High Swivel with Casters

COM Yardage: 2 Yards

COM	GR1	GR2	GR3	GR4	GR5	GR6	GR7	GR8	GR9	GR10	LEA
\$1229	\$1303	\$1376	\$1450	\$1529	\$1608	\$1687	\$1772	\$1862	\$1941	\$2037	\$2280

OPTIONS

Add upcharge to list price and code to model number

FR	CAL 133 (TB 133) Fire Retardant per yard	\$118	/yd.
MBC	Moisture Barrier Chair	\$84	ea.

SF	Powder Coat Finish	\$63	
----	--------------------	------	--

DIMENSIONS	Wood Legs	4 Star High Swivel Wood Legs
Inside Width:	18"	18"
Seat Height:	18.25"	19"
Seat Depth:	16.5"	16.87"
Overall Depth:	21.75"	22"
Overall Width:	18.12"	19.75"
Overall Height:	32.75"	32.75"
Qty./Wt. per carton:	1 ea./19.18 lbs.	1 ea./21.40 lbs.



WOOD LEGS



4 STAR HIGH SWIVEL
WOOD LEGS

MODEL / DESCRIPTION / LIST PRICING



2437 Wood Legs

COM Yardage: 2 Yards

Chair											
\$1478	\$1551	\$1625	\$1698	\$1777	\$1857	\$1936	\$2020	\$2111	\$2190	\$2286	\$2529



2438 4 Star High Swivel Wood Legs

COM Yardage: 2 Yards

COM	GR1	GR2	GR3	GR4	GR5	GR6	GR7	GR8	GR9	GR10	LEA
\$1550	\$1624	\$1697	\$1771	\$1850	\$1929	\$2008	\$2093	\$2183	\$2262	\$2358	\$2601

OPTIONS

Add upcharge to list price and code to model number

FR	CAL 133 (TB 133) Fire Retardant per yard	\$118	/yd.
MBC	Moisture Barrier Chair	\$84	ea.

SF	Powder Coat Finish	\$63	
----	--------------------	------	--

DIMENSIONS	4-Leg Barstool	4 Wood Leg Barstool
Inside Width:	18"	18"
Seat Height:	30"	29.75"
Seat Depth:	16"	15.5"
Overall Depth:	21"	21.25"
Overall Width:	20"	20.5"
Overall Height:	40"	39.25"
Qty./Wt. per carton:	1 ea./20.40 lbs.	1 ea./21.88 lbs.



4 LEG BARSTOOL



4 WOOD LEG BARSTOOL

MODEL / DESCRIPTION / LIST PRICING



2442 4 Leg Barstool

COM Yardage: 1.5 Yards

Chair												
\$1489	\$1563	\$1636	\$1710	\$1789	\$1868	\$1947	\$2032	\$2122	\$2201	\$2297	\$2540	



2444 4 Wood Leg Barstool

COM Yardage: 1.5 Yards

COM	GR1	GR2	GR3	GR4	GR5	GR6	GR7	GR8	GR9	GR10	LEA
\$2048	\$2121	\$2194	\$2268	\$2347	\$2426	\$2505	\$2590	\$2680	\$2759	\$2856	\$3098

OPTIONS

Add upcharge to list price and code to model number

FR	CAL 133 (TB 133) Fire Retardant per yard	\$118	/yd.
MBC	Moisture Barrier Chair	\$84	ea.
SF	Powder Coat Finish (Stool)	\$76	

CH	Counter Height (24" seat height) Metal Only	\$37	
PCFR	Polished Chrome Foot Rest - Wood Leg Barstool Only	\$34	ea.

AMELIA

Amelia lounge chair has a vast incline that evokes the ultimate relaxed posture. It showcases round corners for a soft look and a flared surface arm for comfort without sacrificing style. It offers a metal frame that wraps the back and demands a second look. Its large seat cushion ensures that this chair will be your favorite spot to relax in.



ORDERING INFORMATION

To Order Please Specify:

- 1) Series Name
- 2) Model Number
- 3) Quantity
- 4) Fabric Grade and Number
- 5) Optional Items

SOFT SEATING	WEIGHT LIMIT
Metal Legs	500 lbs.

STANDARD BASE FINISHES

Metal Leg Base: Standard Powder Coat

GENERAL SPECIFICATIONS

Upholstery/Foam

Cold injected urethane molded foam with inner steel welded frame.

Graded-In & COM Fabric Testing

Due to the complexity of the upholstery process, please submit your Graded-in/COM for testing. A 10"x10" sample is required. **ALL FABRIC MUST BE PRE APPROVED.** Please see Approved Fabrics link under product webpage images.

Chair Base Details

Metal Leg Base: Frames are fully welded 14-gauge, .75" diameter tubular steel with plastic glides

OPTIONS

- CODE: FR - CAL 133 (TB 133) Fire Retardant
- CODE: MB - Moisture Barrier (up to 60" overall width)
- CODE: 2FO - Two Fabric Option

DIMENSIONS	Metal Leg Chair
Inside Width:	20.5"
Seat Height:	15.25"
Seat Depth:	22.5"
Overall Depth:	34.5"
Overall Width:	34"
Overall Height:	34"
Qty./Wt. per carton:	1 ea./40 lbs.



METAL LEG CHAIR WITH
TWO FABRIC OPTION

MODEL / DESCRIPTION / LIST PRICING



2422 Metal Leg Chair

COM Yardage Total: 5.5 Yds / Back: 4.5 Yds / Seat: 1 Yds

COM	GR1	GR2	GR3	GR4	GR5	GR6	GR7	GR8	GR9	GR10	LEA
\$2209	\$2333	\$2435	\$2537	\$2627	\$2718	\$2808	\$2898	\$2989	\$3091	\$3198	\$3441

OPTIONS

Add upcharge to list price and code to model number

FR	CAL 133 (TB 133) Fire Retardant per yard	\$118	/yd.
MB	Moisture Barrier (up to 60" overall width)	\$164	ea.

2FO	Two Fabric Option	\$131	per unit
-----	-------------------	-------	----------

ARCHER

Archer tables combine the best of form and function into one of our most durable and stylish models. Archer is perfect for a variety of applications from training to public spaces and dining. The fully welded arched base design is available in all of our standard powder coat finishes and makes integrating technology a breeze.



ROUND CAFÉ TABLE



TRAINING TABLE SHOWN WITH
OPTIONAL CASTERS

ORDERING INFORMATION

- | | |
|----------------------------|-------------------------------|
| 1) Series Name | 6) Laminate Selection and No. |
| 2) Model Number | 7) Edge Style Code and Color |
| 3) Size | 8) Optional Items |
| 4) Quantity | |
| 5) Powder Coat Frame Color | |

BASE SPECIFICATIONS

- Column:** 2" or 2.5" square 14 gauge steel tubing
- Base:** 1" x 2" 14 gauge steel arched rectangular tubing
- Plate:** 8" x 8" square, 10" x 10" square, 12" X 12" square, 14" X 14" square, 24" x 24" square
- Glides:** Black adjustable self-leveling swivel glides
- Assembly:** Top plate is welded to the vertical column and the vertical column is welded to the horizontal base plate. No tie rod assembly. Base mounts to tabletop with ¼-20 x 1" machine screws into metal inserts in top.

STANDARD BASE FINISHES

- X-Base:** Standard Powder Coat
- T-Base:** Standard Powder Coat



GLIDE DETAIL

TABLE TOP SPECIFICATIONS

Table Tops

Table top core is CARB Phase I & Phase II Compliant. Laminate, wood veneer and phenolic backing are glued with water based adhesives

Ultra-Lightweight Table Tops

Ultra-lightweight tables have an exceptionally strong manufactured MDF top made from 100% recovered and recycled wood fiber with at least 25% post-industrial recycled fiber; the balance consisting of recovered waste fiber. Ultra-light tables are 18% lighter than standard tables.

COLOR / EDGE SELECTIONS

Laminate/Veneer Selections

ERG offers over 1000 standard laminate choices from Nevamar, Wilsonart, Formica and Pionite. Wood veneer is available in transparent stain colors - custom stain matching available for an upcharge.

Edge Selections

ERG offers a wide variety of table top edge materials including PVC, wood, aluminum and resin/urethane.

Special Edge Note: When ganging or butting tables together, ERG recommends using 3MM flat edge or flat wood edge. Square tables using **T-MOLD** edge will have a 3" radius on all corners.

OPTIONS

- CODE: FLIP-T - Flip Top for two T-legs
- CODE: FLIP-X - Flip Top per X-base
- CODE: FOLD - Lightweight Folding Leg Mechanism per table
- CODE: ASB - Anti-Sag Bar for tables under 72"
- CODE: STH - Special Table Height (other than 29")
- CODE: CAS3 - 3" Locking Casters - Black
- CODE: GD3 - Flat Ganging Device for Café & Training Tables
- CODE: RAD - 3" Radius Corners for 3MM Edge
- CODE: FTBH - Flip top support bar for rectangular bar height tables
(Maximum table top size 30x72)

Note: When ordering modesty panel, table and panel must have 3MM edge.



FLIP TOP FOR TWO T-LEGS



3" LOCKING CASTERS



FLAT GANGING DEVICE

Notes:

Flip-Top Mechanism

Durable all-steel construction with a spring-loaded release handle and a safety catch to maintain flipped-up position.

Folding Mechanism

Nylon injection molded housing, cast aluminum pivot and metal locking slider. Rigid, taper locking design is activated by single lever that also locks in folded position.



SQUARE CAFÉ TABLE

MODEL / DESCRIPTION / LIST PRICING

ARCHER | CAFÉ | ROUND ●

Model Number	Table Top Size	Base Spread	Table Height	Shpg. Wght.	LAMINATE TOP ASSORTED EDGES							VENEER TOP	
					GRP 1	GRP 2	GRP 3	GRP 4	GRP 5	GRP 6	GRP 7	GRP 8	GRP 9
AH24D	24" Dia.	22"- X	29"	32	\$974	\$991	\$1106	\$1318	\$1335	\$1493	\$1680	\$2405	\$2776
AH30D	30" Dia.	26"- X	29"	43	\$1071	\$1095	\$1248	\$1544	\$1561	\$1768	\$2020	\$2728	\$3062
AH36D	36" Dia.	32"- X	29"	53	\$1313	\$1339	\$1522	\$1887	\$1904	\$2156	\$2457	\$3335	\$3749
AH42D	42" Dia.	32"- X	29"	72	\$1520	\$1553	\$1794	\$2283	\$2300	\$2624	\$3018	\$3945	\$4343
AH48D	48" Dia.	38"- X	29"	86	\$1664	\$1707	\$1997	\$2598	\$2615	\$3010	\$3488	\$4407	\$4758

ARCHER | CAFÉ | SQUARE ■

Model Number	Table Top Size	Base Spread	Table Height	Shpg. Wght.	LAMINATE TOP ASSORTED EDGES							VENEER TOP	
					GRP 1	GRP 2	GRP 3	GRP 4	GRP 5	GRP 6	GRP 7	GRP 8	GRP 9
AH24S	24" Sq.	22"- X (Bar 26"- X)	29"	40	\$942	\$972	\$1085	\$1284	\$1301	\$1468	\$1666	\$2306	\$2618
AH30S	30" Sq.	26"- X	29"	54	\$1078	\$1102	\$1254	\$1553	\$1570	\$1776	\$2025	\$2746	\$3083
AH36S	36" Sq.	32"- X	29"	67	\$1331	\$1355	\$1547	\$1923	\$1940	\$2198	\$2509	\$3385	\$3796
AH42S	42" Sq.	38"- X	29"	90	\$1472	\$1510	\$1747	\$2236	\$2253	\$2582	\$2973	\$3845	\$4207
AH48S	48" Sq.	38"- X	29"	107	\$1576	\$1618	\$1894	\$2467	\$2484	\$2862	\$3315	\$4181	\$4512

ARCHER | CAFÉ | RECTANGLE ■

Model Number	Table Top Size	Base Spread	Table Height	Shpg. Wght.	LAMINATE TOP ASSORTED EDGES							VENEER TOP	
					GRP 1	GRP 2	GRP 3	GRP 4	GRP 5	GRP 6	GRP 7	GRP 8	GRP 9
AH2430S	24x30	22"- X	29"	49	\$1043	\$1064	\$1202	\$1474	\$1490	\$1679	\$1905	\$2630	\$2976
AH2448	24x48	2-22"- T	29"	70	\$1223	\$1248	\$1426	\$1781	\$1798	\$2045	\$2338	\$3128	\$3488
AH2460	24x60	2-22"- T	29"	79	\$1281	\$1310	\$1512	\$1913	\$1930	\$2207	\$2536	\$3321	\$3662
AH3048	30x48	2-22"- T	29"	84	\$1289	\$1318	\$1521	\$1931	\$1948	\$2225	\$2557	\$3343	\$3682
AH3060	30x60	2-22"- T	29"	90	\$1363	\$1397	\$1623	\$2094	\$2111	\$2420	\$2798	\$3580	\$3893

OPTIONS

Add upcharge to list price and code to model number

FLIP-T	Flip-Top for two T-legs	\$468	per table
FLIP-X	Flip-Top per X-base (up to 42" top maximum)	\$203	per table
FOLD	Lightweight Folding Leg Mechanism per table	\$390	per table
ASB	Anti-Sag Bar for tables under 72"	\$105	per table
STH	Special Table Height (other than 29")	\$197	per leg

CAS3	3" Mobile Casters (2 Casters per T-leg)	\$34	ea.
GD3	Flat Ganging Device for Café & Training Tables	\$137	per pair
RAD	3" Radius Corners for 3MM Edge	\$262	per table



ROUND CAFÉ BAR HEIGHT TABLE

MODEL / DESCRIPTION / LIST PRICING

ARCHER | BAR HEIGHT | ROUND ●

Model Number	Table Top Size	Base Spread	Table Height	Shpg. Wght.	LAMINATE TOP ASSORTED EDGES							VENEER TOP	
					GRP 1	GRP 2	GRP 3	GRP 4	GRP 5	GRP 6	GRP 7	GRP 8	GRP 9
AHH24D	24" Dia.	22"- X	42"	40	\$1223	\$1259	\$1406	\$1736	\$1809	\$2078	\$2445	\$3179	\$3546
AHH30D	30" Dia.	26"- X	42"	50	\$1318	\$1357	\$1515	\$1871	\$1950	\$2240	\$2635	\$3426	\$3821
AHH36D	36" Dia.	32"- X	42"	63	\$1562	\$1608	\$1796	\$2217	\$2311	\$2654	\$3123	\$4060	\$4529

ARCHER | BAR HEIGHT | SQUARE ■

Model Number	Table Top Size	Base Spread	Table Height	Shpg. Wght.	LAMINATE TOP ASSORTED EDGES							VENEER TOP	
					GRP 1	GRP 2	GRP 3	GRP 4	GRP 5	GRP 6	GRP 7	GRP 8	GRP 9
AHH36S	36" Sq.	32"- X	42"	67	\$1580	\$1627	\$1817	\$2243	\$2338	\$2686	\$3159	\$4108	\$4581

Note: Other bar height sizes available. Call for pricing.

Note: Flip-top X- base tables with casters in bar & counter height max 36" D or 36" S

OPTIONS

Add upcharge to list price and code to model number

FLIP-T	Flip-Top for two T-legs	\$468	per table	CAS3	3" Mobile Casters (2 Casters per T-leg)	\$34	ea.
FLIP-X	Flip-Top per X-base (up to 42" top maximum)	\$203	per table	GD3	Flat Ganging Device for Café & Training Tables	\$137	per pair
FOLD	Lightweight Folding Leg Mechanism per table	\$390	per table	RAD	3" Radius Corners for 3MM Edge	\$262	per table
ASB	Anti-Sag Bar for tables under 72"	\$105	per table	FTBH	All T-base bar height tables with flip top	\$392	per table
STH	Special Table Height (other than 29")	\$197	per leg				



RECTANGLE TRAINING TABLE

MODEL / DESCRIPTION / LIST PRICING

ARCHER | TRAINING | RECTANGLE

Model Number	Table Top Size	Base Spread	Table Height	Shpg. Wght.	LAMINATE TOP ASSORTED EDGES								VENEER TOP	
					GRP 1	GRP 2	GRP 3	GRP 4	GRP 5	GRP 6	GRP 7	GRP 8	GRP 9	
AH2436	24 X 36	2-22"- T	29"	61	\$1161	\$1184	\$1341	\$1648	\$1664	\$1880	\$2141	\$2932	\$3309	
AH2448	24 X 48	2-22"- T	29"	70	\$1223	\$1248	\$1426	\$1781	\$1798	\$2045	\$2338	\$3128	\$3488	
AH2460	24 X 60	2-22"- T	29"	79	\$1281	\$1310	\$1512	\$1913	\$1930	\$2207	\$2536	\$3321	\$3662	
AH2472	24 X 72	2-22"- T	29"	88	\$1501	\$1531	\$1753	\$2198	\$2215	\$2519	\$2884	\$3843	\$4280	
AH2484	24 X 84	2-22"- T	29"	97	\$1591	\$1631	\$1883	\$2401	\$2418	\$2766	\$3181	\$4139	\$4548	
AH2496	24 X 96	2-22"- T	29"	106	\$1692	\$1729	\$2009	\$2572	\$2589	\$2964	\$3413	\$4416	\$4835	
AH3036	30 X 36	2-22"- T	29"	68	\$1215	\$1240	\$1419	\$1770	\$1787	\$2031	\$2320	\$3106	\$3470	
AH3048	30 X 48	2-22"- T	29"	79	\$1289	\$1318	\$1521	\$1931	\$1948	\$2225	\$2557	\$3343	\$3682	
AH3060	30 X 60	2-22"- T	29"	90	\$1363	\$1397	\$1623	\$2094	\$2111	\$2420	\$2798	\$3580	\$3893	
AH3072	30 X 72	2-22"- T	29"	102	\$1592	\$1631	\$1884	\$2402	\$2419	\$2767	\$3182	\$4145	\$4551	
AH3084	30 X 84	2-22"- T	29"	113	\$1701	\$1741	\$2034	\$2632	\$2649	\$3046	\$3527	\$4478	\$4853	
AH3096	30 X 96	2-22"- T	29"	124	\$1810	\$1854	\$2173	\$2831	\$2848	\$3280	\$3799	\$4797	\$5175	

ARCHER | TRAINING | SECTIONAL | HALF ROUND

Model Number	Table Top Size	Base Spread	Table Height	Shpg. Wght.	LAMINATE TOP ASSORTED EDGES								VENEER TOP	
					GRP 1	GRP 2	GRP 3	GRP 4	GRP 5	GRP 6	GRP 7	GRP 8	GRP 9	
AHHR3060	30 X 60	2-22"- T	29"	90	\$1749	\$1802	\$2168	\$2945	\$2962	\$3458	\$4054	\$4819	\$5012	

ARCHER | BAR HEIGHT AND COUNTER HEIGHT AVAILABLE

Note: Use STH option code to order bar height tables

Note: Fliptop tables with casters in counter & bar height available in depth ranges 24"-36" only

Max Length up 72" - Not available with C-legs.

All training tables that are 18" deep with flip and casters options, cannot be specified with modesty panels.

OPTIONS

Add upcharge to list price and code to model number

FLIP-T	Flip-Top for two T-legs	\$468	per table
FOLD	Lightweight Folding Leg Mechanism per table	\$390	per table
ASB	Anti-Sag Bar for tables under 72"	\$105	per table
STH	Special Table Height (other than 29")	\$197	per leg

CAS3	3" Mobile Casters (2 Casters per T-leg)	\$34	ea.
GD3	Flat Ganging Device for Café & Training Tables	\$137	per pair
RAD	3" Radius Corners for 3MM Edge	\$262	per table
FTBH	All T-base bar height tables with flip top	\$392	per table

ARISTO

The Aristo collection of banquettes has a laminated back with a substantial laminate frame and plinth. The floating upholstered back gives it a unique look and balanced out by a considerable seat. The banquettes come as a single unit, as well as back-to-back, and is great for any student union, cafeteria or corporate lounge.



ARISTO BANQUETTE WITH TWO FABRIC OPTION AND RECESSED FRONT

ORDERING INFORMATION

- 1) Series Name
- 2) Model Number
- 3) Quantity
- 4) Fabric Grade & Number
- 5) Laminate Selection
- 6) Plinth Base Finish
- 7) Optional Items

SOFT SEATING	WEIGHT LIMIT
1 Seat	500 lbs.
2 Seat	1000 lbs.
3 Seat	1500 lbs.



STANDARD BANQUETTE COMES WITH A FLUSH PLINTH BASE ON SIDES FOR GANGING, AND RECESSED FRONT.

GENERAL SPECIFICATIONS

Upholstery / Foam

Seat and back are covered in choice of fabric, vinyl, crypton, leather or COM. ERG uses only water based glues and adhesives in our upholstery process. All foam is fully bonded to frame. Seat cushions are 5" graded high resiliency (H.R.) block foam with back 2" (H.R.) foam, covered entirely with special bonded polyester fiber to protect final upholstery.

Frame Construction

The Aristo frame is made of laminate. ERG offers over 1000 standard laminate choices from Nevamar, Wilsonart, Formica and Pionite.

Base Details

Plinth Base: The standard recessed front base is available in a choice of laminate or unfinished so that you can add your own cove base or carpet. Note: when plinth base is ganged, there will be a 1/2" gap between plinth bases.

Anchoring

Aristo dining benches are easy to anchor to the floor. Floor mount instructions can be provided by customer service. Hardware for anchoring bench to the floor is not included.

Note:

Please allow extra fabric for repeat design.



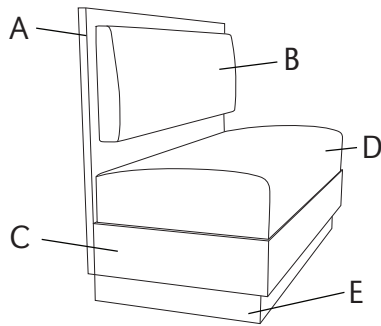
STANDARD GANGED PLINTH BASE, WITH 1/2" GAP BETWEEN BASES

OPTIONS

- CODE: FR - CAL 133 (TB 133) Fire Retardant
- CODE: MB -Moisture Barrier (up to 60" overall width)
- CODE: MB60 -Moisture Barrier (over 60" overall width)
- CODE: MBB -Moisture Barrier (up to 60" overall width Back-to-Back)
- CODE: MBB60 -Moisture Barrier (over 60" overall width Back-to-Back)
- CODE: 2FO - Two Fabric Option
- CODE: CO - Clean Out (overall width up to 60")
- CODE: CO1 - Clean Out (overall width over 60")
- CODE: COB - Clean Out Back-to-Back (overall width up to 60")
- CODE: CO1B - Clean Out Back-to-Back (overall width over 60")
- CODE: PIP - Piping Horizontally and Vertically (add 1/2 yd COM)
- CODE: UFB - Unfinished Plinth Base
- CODE: RB1 - Recessed Plinth Base (1 Side only)
- CODE: RB2 - Recessed Plinth Base (2 Sides)
- CODE: GBP - Ganging Bracket for Plinth Base



OPTIONAL RECESSED PLINTH BASE
AVAILABLE, ON ONE OR TWO SIDES.



- A - Frame Back Panel - Choice of Laminate
- B - Seat Back - Choice of fabrics
- C - Frame Seat - Choice of Laminate
- D - Seat - Choice of fabrics
- E - Recessed Base - Specify unfinished or laminate

DIMENSIONS	Straight Banquette	Back to Back Banquette
Seat Depth:	20"	20"
Seat Height:	18"	18"
Overall Depth:	24"	47"
Overall Width:	48", 60", 72"	48", 60", 72"
Overall Height:	34"	34"
Qty./Wt.:	1 ea./150 lbs.	1 ea./300 lbs.



ARISTO BACK TO BACK
BANQUETTE

MODEL / DESCRIPTION / LIST PRICING



4850	48" Banquette	COM Yardage: Total: 4.5 Yds. / Back: 2 Yds. / Seat: 2.5 Yds.										
	COM	GR1	GR2	GR3	GR4	GR5	GR6	GR7	GR8	GR9	GR10	LEA
	\$5543	\$5929	\$6166	\$6412	\$6669	\$6935	\$7212	\$7501	\$7800	\$8113	\$8439	\$9973

4852	60" Banquette	COM Yardage: Total: 5.75 Yds. / Back: 2.75 Yds. / Seat: 3 Yds.										
	COM	GR1	GR2	GR3	GR4	GR5	GR6	GR7	GR8	GR9	GR10	LEA
	\$8181	\$8753	\$9106	\$9468	\$9847	\$10240	\$10649	\$11077	\$11519	\$11979	\$12459	\$14725

4854	72" Banquette	COM Yardage: Total: 6.5 Yds. / Back: 3 Yds. / Seat: 3.5 Yds.										
	COM	GR1	GR2	GR3	GR4	GR5	GR6	GR7	GR8	GR9	GR10	LEA
	\$11081	\$11858	\$12332	\$12824	\$13337	\$13872	\$14426	\$15002	\$15604	\$16228	\$16875	\$19947



4856	48" Back-to-Back Banquette	COM Yardage: Total: 9 Yds. / Back: 4 Yds. / Seat: 5 Yds.										
	COM	GR1	GR2	GR3	GR4	GR5	GR6	GR7	GR8	GR9	GR10	LEA
	\$10527	\$11263	\$11715	\$12181	\$12670	\$13176	\$13705	\$14252	\$14823	\$15414	\$16032	\$18949

4858	60" Back-to-Back Banquette	COM Yardage: Total: 11.5 Yds. / Back: 5.5 Yds. / Seat: 6 Yds.										
	COM	GR1	GR2	GR3	GR4	GR5	GR6	GR7	GR8	GR9	GR10	LEA
	\$15543	\$16630	\$17298	\$17988	\$18708	\$19456	\$20235	\$21045	\$21885	\$22762	\$23671	\$27978

4860	72" Back-to-Back Banquette	COM Yardage: Total: 13 Yds. / Back: 6 Yds. / Seat: 7 Yds.										
	COM	GR1	GR2	GR3	GR4	GR5	GR6	GR7	GR8	GR9	GR10	LEA
	\$21055	\$22530	\$23429	\$24368	\$25344	\$26358	\$27412	\$28507	\$29648	\$30833	\$32066	\$37899

OPTIONS

Add upcharge to list price and code to model number

FR	CAL 133 (TB 133) Fire Retardant per yard	\$118	/ yd	COB	Clean Out Back-to-Back (overall width up to 60")	\$654	
MB	Moisture Barrier (up to 60" overall width)	\$164	ea.	CO1B	Clean Out Back-to-Back (overall width over 60")	\$1007	
MB60	Moisture Barrier - over 60" overall width)	\$262	ea.	PIP	Piping Horizontally and Vertically (add 1/2 yd COM)	\$79	per unit
MBB	Moisture Barrier - up to 60" width (Back-to-Back)	\$327	ea.	UFB	Unfinished Plinth Base	Deduct \$80	
MBB60	Moisture Barrier - over 60" width (Back-to-Back)	\$522	ea.	RB1	Recessed Base, 1 side	\$145	
2FO	Two Fabric Option	\$131		RB2	Recessed Base, 2 sides	\$287	
CO	Clean Out (overall width up to 60")	\$327		GBP	Ganging Bracket for Plinth Base	\$260	per pair
CO1	Clean Out (overall width over 60")	\$503					

ASHTON

The Ashton collection of lounges, modular and bench units, are great for common spaces to form into a multitude of different configurations. Ashton has a transitional look, that offers the option to add tablet tables, casters, and a backside handgrip to the lounge units, making these seats great for mobility and changing up the configuration.



ASHTON SINGLE SEAT LOUNGE WITH UPHOLSTERED ARMS

ORDERING INFORMATION

To Order Please Specify:

- 1) Series Name
- 2) Model Number
- 3) Quantity
- 4) Stain Color for Arm Caps
- 5) Frame Color
- 6) Fabric Grade & Number
- 7) Optional Items

SOFT SEATING	WEIGHT LIMIT
1 Seat	500 lbs.
2 Seat	1000 lbs.
3 Seat	1500 lbs.

STANDARD BASE FINISHES

Metal Leg: Standard Powder Coat

GENERAL SPECIFICATIONS

Upholstery / Foam

Seat and back are covered in choice of fabric, vinyl, crypton, leather or COM. ERG uses only water based glues and adhesives in our upholstery process. Contrasting fabrics are available. All foam is fully bonded to frame. Seat cushions are 5" graded high resiliency (H.R.) block foam, covered entirely with special bonded polyester fiber to protect final upholstery.

Frame:

Frame Construction - Frame assembly is constructed of multi-ply hardwood, with tongue and groove construction. No sag-springs are installed in seat & back along with interlocking helicoil springs to prevent sagging and provide additional lower back and seat support. Each modular unit consists of two individual components bolted together.

Fixed Post: Standard powder coat colors

Metal Handle Grip Colors: Available in standard powder coat or polished chrome

Arm: Ashton Lounge is available with square upholstered arm and standard wood stain

Base Details

Metal Legs: Ashton metal legs are 1.5" diameter, 14 gauge steel tubing welded to a top flange. Each leg has a factory installed black nylon glide.

Glides

All benches are standard with factory installed black nylon glides.

OPTIONS

- CODE: FR - CAL 133 (TB 133) Fire Retardant
- CODE: MB - Moisture Barrier (up to 60" overall width)
- CODE: SBH - Special Height.
- CODE: 2FO - Two Fabric Upholstery Option
- CODE: GD2 - Flat Ganging Device for Soft Seating
- CODE: CAS3 - 3" Locking Casters - Black
- CODE: AHG - Metal Hand Grip (Powder Coat or Polished Chrome)
- CODE: TABF() - Fixed Post Tablet (outside, specify (L/R), shape A, B or C)
- CODE: TAB() - Non-Removable Swivel Tablet
(laminated shape A, B or C specify left or right arm)
- CODE: SST - Solid Surface Tablet Arm (add to Tablet option)
- CODE: LAM5 - Non-standard laminate for 5 or less tablets
see options for upcharge
- CODE: SS5 - Non-standard Solid Surface top for 5 or less tablets

Note: Factory installed power/data available, See accessories online under the 'Products' tab



FIXED POST TABLET



METAL HAND GRIP



ELECTRICAL/DATA

DIMENSIONS	Single Seat	Two Seat	Three Seat
Seat Width:	22"	44"	66"
Seat Depth:	20"	20"	20"
Seat Height:	17.5"	17.5"	17.5"
Back Height:	33"	33"	33"
Overall Width:	22"	44"	66"
Overall Depth:	28"	28"	28"
Qty./Wt.:	1 ea./50 lbs.	1 ea./110 lbs.	1 ea./135 lbs.



TWO SEAT LOUNGE



SINGLE SEAT LOUNGE WITH CASTERS AND HAND GRIP


MODEL / DESCRIPTION / LIST PRICING



606 Single Seat Lounge

COM Yardage: 3 Yds. / Back: 1.5 Yds. / Seat: 1.5 Yds.

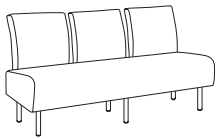
COM	GR1	GR2	GR3	GR4	GR5	GR6	GR7	GR8	GR9	GR10	LEA
\$1694	\$1811	\$1884	\$1962	\$2037	\$2120	\$2206	\$2293	\$2385	\$2481	\$2579	\$3048



608 Two Seat Lounge

COM Yardage: 6 Yds. / Back: 3 Yds. / Seat: 3 Yds.

COM	GR1	GR2	GR3	GR4	GR5	GR6	GR7	GR8	GR9	GR10	LEA
\$2924	\$3131	\$3257	\$3387	\$3520	\$3661	\$3806	\$3960	\$4120	\$4284	\$4456	\$5266



610 Three Seat Lounge

COM Yardage: 9 Yds. / Back: 4.5 Yds. / Seat: 4.5 Yds.

COM	GR1	GR2	GR3	GR4	GR5	GR6	GR7	GR8	GR9	GR10	LEA
\$3771	\$4033	\$4193	\$4362	\$4536	\$4719	\$4905	\$5102	\$5306	\$5519	\$5740	\$6785

TABLET SHAPES

Three Tablet Shapes::

Choose from the three shapes shown and specify; A, B or C and left or right (outside tablet) when ordering.

Example: TABF-(A) Left - this would be a fixed shape A tablet on the left side (when seated).

Laminate Top:

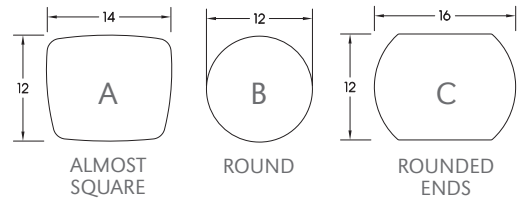
Tablet orders of 5 or less have 4 standard laminate colors:

- Wilsonart Black 1595-60
- Wilsonart Montana Walnut 7110K-78
- Formica Brite White 459-58
- Nevamar Silver Alu Metalx MXT003

Solid Surface Top:

Tablet orders of 5 or less have 4 standard Corian colors:

- Bone
- Canyon
- Glacier White
- Silver Grey



OPTIONS

Add upcharge to list price and code to model number

FR	CAL 133 (TB 133) Fire Retardant per yard	\$118	/yd.
MB	MB -Moisture Barrier (up to 60" overall width)	\$164	ea.
2FO	Two fabric option	\$131	
GD2	Flat Ganging Device for Soft Seating	\$107	per pair
AHG	Metal Hand Grip - per seat (Powder Coat or Polished Chrome)	\$197	
CAS3	3" Locking Casters - Black	\$34	ea.

TABF(-)	Fixed Post Tablet (outside, specify (L/R), shape A, B or C)	\$593	
SST	Solid Surface Tablet Arm - add to tablet option	\$172	
LAM5	Non-standard laminate (5 tablets or less)	\$342	ea. tablet
SS5	Non-standard Solid Surface (5 tablets or less)		Call For Quote

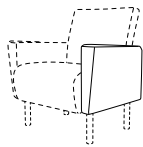
DIMENSIONS	Single Seat
Seat Width:	22"
Seat Depth:	20"
Seat Height:	17.5"
Arm Height:	25.5"
Back Height:	33"
Overall Width:	27"
Overall Depth:	28"
Qty./Wt.:	1 ea./65 lbs.



UPHOLSTERED ARMS


NOTE: Left or Right Arm is determined when seated on product. Arms are factory installed.

MODEL / DESCRIPTION / LIST PRICING



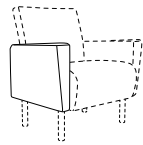
Left Outside Arm Upholstered Square

621L Ashton Square Left Outside Arm
COM Yardage 2 Yds.



UPHOLSTERED SQUARE ARM

Upholstered Square Arm - Right or Left
\$660 COM



Right Outside Arm Upholstered Square

621R Ashton Square Right Outside Arm
COM Yardage 2 Yds.

621L/R Ashton Square Outside Arm - Left/Right

COM Yardage: 2.0 Yds.

COM	GR1	GR2	GR3	GR4	GR5	GR6	GR7	GR8	GR9	GR10	LEA
\$660	\$707	\$736	\$764	\$797	\$826	\$859	\$894	\$929	\$967	\$1007	\$1188

TABLET SHAPES

Three Tablet Shapes::

Choose from the three shapes shown and specify; A, B or C and left or right (outside tablet) when ordering.

Example: TAB-(A) Left - this would be a fixed shape A tablet on the left side (when seated).

Laminate Top:

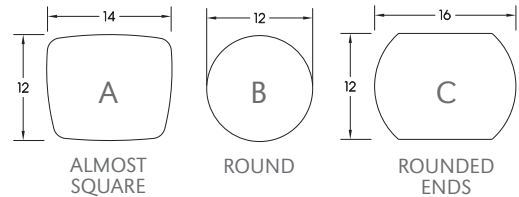
Tablet orders of 5 or less have 4 standard laminate colors:

- Wilsonart Black 1595-60
- Wilsonart Montana Walnut 7110K-78
- Formica Brite White 459-58
- Nevamar Silver Alu Metalx MXT003

Solid Surface Top:

Tablet orders of 5 or less have 4 standard Corian colors:

- Bone
- Canyon
- Glacier White
- Silver Grey



OPTIONS

Add upcharge to list price and code to model number

FR	CAL 133 (TB 133) Fire Retardant per yard	\$118	/yd
MB	MB -Moisture Barrier (up to 60" overall width)	\$164	ea.

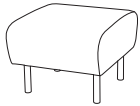
2FO	Two fabric option	\$131	
TAB-(_)	Swivel Tablet (specify A, B or C, left or right arm)	\$653	

DIMENSIONS	Ottoman	Two Seat	Three Seat
Overall Depth:	26"	26"	26"
Overall Width:	22"	45"	68"
Overall Height:	18"	18"	18"
Qty/Wt per carton	1 ea. 25 lbs	1 ea. 50 lbs	1 ea. 75 lbs



ASHTON TWO-SEAT BENCH

MODEL / DESCRIPTION / LIST PRICING



601 Single Seat Bench/Ottoman

COM Yardage: Total: 1.75 Yds.

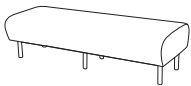
COM	GR1	GR2	GR3	GR4	GR5	GR6	GR7	GR8	GR9	GR10	LEA
\$1279	\$1370	\$1424	\$1480	\$1539	\$1600	\$1666	\$1732	\$1800	\$1872	\$1948	\$2304



605 Two Seat Bench

COM Yardage: Total: 2.5 Yds.

COM	GR1	GR2	GR3	GR4	GR5	GR6	GR7	GR8	GR9	GR10	LEA
\$2007	\$2148	\$2233	\$2322	\$2414	\$2511	\$2611	\$2719	\$2825	\$2938	\$3054	\$3613



611 Three-Seat Bench

COM Yardage: Total: 3.5 Yds.

COM	GR1	GR2	GR3	GR4	GR5	GR6	GR7	GR8	GR9	GR10	LEA
\$2858	\$3060	\$3180	\$3308	\$3439	\$3579	\$3721	\$3870	\$4026	\$4187	\$4355	\$5145



Ashton Benches coordinate with Ashton Lounge.

OPTIONS

Add upcharge to list price and code to model number

FR	CAL 133 (TB 133) Fire Retardant per yard	\$118	/yd
MB	MB -Moisture Barrier (up to 60" overall width)	\$164	ea.

SBH	Special Height	\$386	
-----	----------------	-------	--

ASPEN

The Aspen tables offer a dynamic style for conferencing and meeting areas. It offers conference tables, as well as a bar height table with a power bar and a media wall table, great for a touchdown meeting. The sharp and substantial angled leg creates a dynamic look offered in both metal or wood legs, that convey a bold and stylish look with a solid foundation.



ASPEN CONFERENCE TABLE WITH OPTIONAL CHROME LEGS AND ALMOST RECTANGLE TOP



MEDIA TABLE WITH METAL LEGS AND OPTIONAL POWER/DATA AND ALMOST RECTANGLE TOP

ORDERING INFORMATION

To Order Please Specify:

- | | |
|-----------------|---|
| 1) Series Name | 5) Powder Coat Color (metal legs and wood leg holder) |
| 2) Model Number | 6) Wood Stain Color (wood legs) |
| 3) Size | 7) Laminate Selection and No. |
| 4) Quantity | 8) Edge Style Code and Color |

BASE SPECIFICATIONS

Legs: The Aspen leg is made with 1.5" x 4", 14 gauge rectangular steel tubing or solid Beech wood

Plate/Holder: 8" x 8" stamped metal plate welded to metal leg or wood leg holder

Glides: Factory installed adjustable glides are standard

Assembly: Aspen features completely welded one piece angled legs and leg holder. The top plate is completely welded to the leg or holder. Leg mounts to tabletop with 1/4-20 x 1" machine screws into metal inserts in top; NO WOOD SCREWS ARE USED.

STANDARD BASE FINISHES

- Metal Legs:** Standard Powder Coat
Wood Legs: Standard Wood Stain

OPTIONAL BASE FINISHES

- Metal Legs:** Polished Chrome

TABLE TOP SPECIFICATIONS

Table Tops

Table top core is CARB Compliant 1.25" particle board. Laminate and phenolic backing are glued with water based adhesives.

COLORS / EDGE SELECTIONS

Laminate/Veneer Selections

ERG offers over 1000 standard laminate choices from Nevamar, Wilsonart, Formica and Pionite. Wood veneer is available in transparent stain colors - custom stain matching available for an upcharge.

Edge Selections

ERG offers a wide variety of table top edge materials including PVC, wood, aluminum and resin/urethane.

Special Edge Note: When ganging or butting tables together, ERG recommends using 3MM flat edge or flat wood edge. Square tables using **T-MOLD** edge will have a 3" radius on all corners.



WOOD LEG HOLDER DETAIL

OPTIONS

- CODE: GD3 - Flat Ganging Device for Café & Training Tables
- CODE: STH - Special Table Height (other than 29" or 42") (Metal Legs Only)
- CODE: PCA - Polished Chrome Leg
- CODE: PCH - Polished Chrome Holder (Wood Leg)
- CODE: CRT - Racetrack Table Top
- CODE: COT - Oval Table Top
- CODE: CBT - Boat Table Top
- CODE: CAT - Almost Rectangle Table Top
- CODE: AMBU - Bullet Shape Table Top (Media Table)
- CODE: AMBH - Bar Height Table Top (Media Table)
- CODE: RAD - 3" Radius Corners for 3MM Edge
- CODE: PLA - Aspen Power Leg with Grommet (not available on wood leg)
- CODE: MD - Magnetic Door



POWER LEG WITH GROMMET



POLISHED CHROME LEG



MAGNETIC DOOR



FLAT GANGING DEVICE

OPTIONAL CONFERENCE TABLE TOP SHAPES



RACETRACK TOP
CODE: CRT



BOAT TOP
CODE: CBT



OVAL TOP
CODE: COT



ALMOST RECTANGLE TOP
CODE: CAT



ASPEN CONFERENCE TABLE
SHOWN WITH OPTIONAL
CHROME LEGS AND OVAL TOP

MODEL / DESCRIPTION / LIST PRICING

ASPEN | CONFERENCE | METAL LEGS | RECTANGLE

RECTANGLE

Model Number	Table Top Size	Table Height	Number Of Legs	Shpg. Wght.	LAMINATE TOP ASSORTED EDGES								VENEER TOP	
					GRP 1	GRP 2	GRP 3	GRP 4	GRP 5	GRP 6	GRP 7	GRP 8	GRP 9	
AS3672	36 X 72	29"	4 Legs	115	\$2373	\$2409	\$2787	\$3270	\$3287	\$3639	\$4061	\$6038	\$7104	
AS3684	36 X 84	29"	4 Legs	129	\$2472	\$2512	\$2935	\$3497	\$3514	\$3915	\$4396	\$6369	\$7402	
AS3696	36 X 96	29"	4 Legs	142	\$2546	\$2589	\$3039	\$3662	\$3679	\$4115	\$4642	\$6609	\$7622	
AS4272	42 X 72	29"	4 Legs	129	\$2928	\$3028	\$3601	\$4419	\$4436	\$5066	\$5821	\$6065	\$7857	
AS4284	42 X 84	29"	4 Legs	144	\$3114	\$3230	\$3863	\$4792	\$4809	\$5516	\$6361	\$6379	\$8209	
AS4296	42 X 96	29"	4 Legs	160	\$3269	\$3396	\$4091	\$5131	\$5148	\$5930	\$6869	\$6607	\$8446	
AS4872	48 X 72	29"	4 Legs	142	\$3069	\$3179	\$3795	\$4690	\$4706	\$5388	\$6207	\$6309	\$8138	
AS4884	48 X 84	29"	4 Legs	160	\$3250	\$3373	\$4062	\$5088	\$5105	\$5878	\$6804	\$6581	\$8416	
AS4896	48 X 96	29"	4 Legs	178	\$3418	\$3555	\$4308	\$5455	\$5471	\$6327	\$7355	\$6830	\$8669	
AS48108*	48 X 108	29"	6 Legs	196	\$4241	\$4391	\$5242	\$6477	\$6494	\$7433	\$8562	\$8722	\$11260	
AS48120*	48 X 120	29"	6 Legs	214	\$4407	\$4571	\$5486	\$6844	\$6861	\$7883	\$9110	\$8972	\$11516	
AS48144*	48 X 144	29"	6 Legs	250	\$4786	\$4979	\$6043	\$7674	\$7691	\$8902	\$10358	\$9539	\$12093	
AS48168*	48 X 168	29"	8 Legs	286	\$5356	\$5596	\$6882	\$8934	\$8951	\$10447	\$12245	\$10396	\$12966	
AS48240*	48 X 240	29"	8 Legs	394	\$6851	\$7143	\$8719	\$11196	\$11213	\$13029	\$15210	\$13494	\$16983	
AS6096	60 X 96	29"	4 Legs	214	\$4565	\$4726	\$5634	\$6954	\$6971	\$7976	\$9180	\$9406	\$12154	
AS60108*	60 X 108	29"	6 Legs	237	\$4632	\$4816	\$5820	\$7343	\$7360	\$8494	\$9857	\$9312	\$11860	
AS60120*	60 X 120	29"	6 Legs	259	\$4824	\$5022	\$6099	\$7761	\$7778	\$9007	\$10485	\$9597	\$12152	
AS60144*	60 X 144	29"	6 Legs	304	\$5310	\$5547	\$6813	\$8830	\$8847	\$10321	\$12092	\$10327	\$12896	

* Asterisk after model number indicates 2+ pieces tops (3 pieces for 240") with center seams for tables over 96".

OPTIONS

Add upcharge to list price and code to model number

PCA	Polished Chrome Legs	\$145	per leg	CBT	Boat table top	add 25%	per top
GD3	Flat Ganging Device for Café & Training Tables	\$137	per table	CAT	Almost Rectangle table top	add 25%	per top
STH	Special Table Height (other than 29" or 42")	\$114	per leg	CPL	Center Power Riser (Laminate - Up To 96")	\$1,686	per top
RAD	3" Radius Corners for 3MM Edge	\$262	per table	CPV	Center Power Riser (Veneer - Up To 96")	\$2,132	per top
CRT	Racetrack table top	add 20%	per top	PLA	Aspen Power Leg with Grommet (Metal Leg Only)	\$158	per leg
COT	Oval table top	add 20%	per top				



ASPEN CONFERENCE TABLE
SHOWN WITH WOOD LEGS AND
OPTIONAL RACE TRACK TOP

MODEL / DESCRIPTION / LIST PRICING

ASPEN | CONFERENCE | WOOD LEGS | RECTANGLE

	Model Number	Table Top Size	Table Height	Number Of Legs	Shpg. Wght.	LAMINATE TOP ASSORTED EDGES							VENEER TOP	
						GRP 1	GRP 2	GRP 3	GRP 4	GRP 5	GRP 6	GRP 7	GRP 8	GRP 9
RECTANGLE	ASW3672	36 X 72	29"	4 Legs	115	\$3152	\$3187	\$3604	\$4049	\$4066	\$4415	\$4839	\$6816	\$7882
	ASW3684	36 X 84	29"	4 Legs	129	\$3250	\$3289	\$3749	\$4275	\$4292	\$4693	\$5172	\$7147	\$8180
	ASW3696	36 X 96	29"	4 Legs	142	\$3322	\$3366	\$3857	\$4441	\$4458	\$4893	\$5419	\$7389	\$8400
	ASW4272	42 X 72	29"	4 Legs	129	\$3706	\$3806	\$4417	\$5198	\$5215	\$5843	\$6598	\$6842	\$8635
	ASW4284	42 X 84	29"	4 Legs	144	\$3891	\$4006	\$4680	\$5571	\$5588	\$6292	\$7139	\$7155	\$8988
	ASW4296	42 X 96	29"	4 Legs	160	\$4047	\$4172	\$4908	\$5909	\$5926	\$6710	\$7646	\$7386	\$9223
	ASW4872	48 X 72	29"	4 Legs	142	\$3845	\$3956	\$4612	\$5467	\$5484	\$6165	\$6986	\$7086	\$8916
	ASW4884	48 X 84	29"	4 Legs	160	\$4027	\$4153	\$4879	\$5865	\$5882	\$6657	\$7583	\$7359	\$9193
	ASW4896	48 X 96	29"	4 Legs	178	\$4195	\$4331	\$5122	\$6232	\$6249	\$7104	\$8131	\$7607	\$9446
	ASW48108*	48 X 108	29"	6 Legs	196	\$5407	\$5556	\$6468	\$7643	\$7660	\$8599	\$9728	\$9889	\$12427
	ASW48120*	48 X 120	29"	6 Legs	214	\$5573	\$5739	\$6711	\$8011	\$8028	\$9049	\$10276	\$10138	\$12681
	ASW48144*	48 X 144	29"	6 Legs	250	\$5952	\$6145	\$7267	\$8841	\$8858	\$10069	\$11524	\$10707	\$13259
	ASW48168*	48 X 168	29"	8 Legs	286	\$6522	\$6762	\$8107	\$10100	\$10117	\$11614	\$13412	\$11562	\$14133
	ASW48240*	48 X 240	29"	8 Legs	394	\$8406	\$8698	\$10353	\$12752	\$12769	\$14584	\$16766	\$15050	\$18538
	ASW6096	60 X 96	29"	4 Legs	214	\$5344	\$5503	\$6452	\$7733	\$7750	\$8753	\$9956	\$10186	\$12933
	ASW60108*	60 X 108	29"	6 Legs	237	\$5798	\$5982	\$7046	\$8509	\$8526	\$9660	\$11022	\$10477	\$13027
ASW60120*	60 X 120	29"	6 Legs	259	\$5990	\$6189	\$7325	\$8928	\$8945	\$10175	\$11653	\$10763	\$13318	
ASW60144*	60 X 144	29"	6 Legs	304	\$6476	\$6713	\$8039	\$9997	\$10014	\$11488	\$13258	\$11494	\$14062	

* Asterisk after model number indicates 2+ pieces tops (3 pieces for 240") with center seams for tables over 96".

OPTIONS

Add upcharge to list price and code to model number

PCH	Polished Chrome Holder (For Wood Leg)	\$45	per leg	CBT	Boat table top	add 25%	per top
GD3	Flat Ganging Device for Café & Training Tables	\$137	per table	CAT	Almost Rectangle table top	add 25%	per top
RAD	3" Radius Corners for 3MM Edge	\$262	per table	CPL	Center Power Riser (Laminate - Up To 96")	\$1686	per top
CRT	Racetrack table top	add 20%	per top	CPV	Center Power Riser (Veneer - Up To 96")	\$2132	per top
COT	Oval table top	add 20%	per top				



ASPEN BAR HEIGHT TABLE

MODEL / DESCRIPTION / LIST PRICING

ASPEN | BAR HEIGHT | METAL LEGS

RECTANGLE

Model Number	Table Top Size	Table Height	Number Of Legs	Shpg. Wght.	LAMINATE TOP ASSORTED EDGES								VENEER TOP	
					GRP 1	GRP 2	GRP 3	GRP 4	GRP 5	GRP 6	GRP 7	GRP 8	GRP 9	
ASH3672	36 X 72	42"	4 Legs	115	\$2980	\$3015	\$3423	\$3874	\$3891	\$4243	\$4665	\$7368	\$8909	
ASH3684	36 X 84	42"	4 Legs	129	\$3096	\$3138	\$3590	\$4123	\$4140	\$4541	\$5021	\$7744	\$9267	
ASH3696	36 X 96	42"	4 Legs	142	\$3171	\$3214	\$3694	\$4288	\$4305	\$4741	\$5267	\$7988	\$9483	

Bar Height Note: Wood legs not available in bar height

OPTIONS

Add upcharge to list price and code to model number

PCA	Polished Chrome Legs	\$145	per leg	CBT	Boat table top	add 25%	per top
GD3	Flat Ganging Device for Café & Training Tables	\$137	per table	CAT	Almost Rectangle table top	add 25%	per top
STH	Special Table Height (other than 29" or 42")	\$114	per leg	PLA	Aspen Power Leg with Grommet (Metal Leg Only)	\$158	per leg
RAD	3" Radius Corners for 3MM Edge	\$262	per table				
CRT	Racetrack table top	add 20%	per top				
COT	Oval table top	add 20%	per top				



MEDIA TABLE WITH METAL LEGS AND OPTIONAL POWER/DATA AND ALMOST RECTANGLE TOP

WALL MOUNTED MONITOR NOT INCLUDED

Note: Table comes standard with grommet and access door for TV access. If you add power to the table, please verify a 2nd grommet and magnetic door. Specify front or back of wall for magnetic door.

ASPEN | MEDIA WALL TABLE | METAL LEGS

Model Number	Table Top Size	Wall Panel Size	LIST PRICE (Includes Laminate GR 2 Edge and 2 Metal Legs)
ASM3660	36" w x 60" d x 29" h	42" w x 3.75" d x 60" h	\$7785
ASM3672	36" w x 72" d x 29" h	42" w x 3.75" d x 60" h	\$8209
ASM3684	36" w x 84" d x 29" h	42" w x 3.75" d x 60" h	\$8638
ASM4260	42" w x 60" d x 29" h	48" w x 3.75" d x 60" h	\$8756
ASM4272	42" w x 72" d x 29" h	48" w x 3.75" d x 60" h	\$9265
ASM4284	42" w x 84" d x 29" h	48" w x 3.75" d x 60" h	\$9780
ASM5460	54" w x 60" d x 29" h	60" w x 3.75" d x 60" h	\$9526
ASM5472	54" w x 72" d x 29" h	60" w x 3.75" d x 60" h	\$9877
ASM5484	54" w x 84" d x 29" h	60" w x 3.75" d x 60" h	\$10821

Note: For bar height media tables, the overall height of the panel is 72", width stays the same.

ASPEN | MEDIA WALL TABLE | WOOD LEGS

Model Number	Table Top Size	Wall Panel Size	LIST PRICE (Includes Laminate GR 2 Edge and 2 Wood Legs)
ASM3660W	36" w x 60" d x 29" h	42" w x 3.75" d x 60" h	\$8174
ASM3672W	36" w x 72" d x 29" h	42" w x 3.75" d x 60" h	\$8598
ASM3684W	36" w x 84" d x 29" h	42" w x 3.75" d x 60" h	\$9026
ASM4260W	42" w x 60" d x 29" h	48" w x 3.75" d x 60" h	\$9145
ASM4272W	42" w x 72" d x 29" h	48" w x 3.75" d x 60" h	\$9654
ASM4284W	42" w x 84" d x 29" h	48" w x 3.75" d x 60" h	\$10168
ASM5460W	54" w x 60" d x 29" h	60" w x 3.75" d x 60" h	\$9916
ASM5472W	54" w x 72" d x 29" h	60" w x 3.75" d x 60" h	\$10267
ASM5484W	54" w x 84" d x 29" h	60" w x 3.75" d x 60" h	\$11210

Note: For power/data/media configurations, please call customer service for a detailed quote.

Bar Height Note: Wood legs not available in bar height

OPTIONS

Add upcharge to list price and code to model number

PCA	Polished Chrome Legs	\$145	per leg	AMBU	Bullet Shape Table Top (Media Table)	add 5%	per top
PCH	Polished Chrome Holder (For Wood Leg)	\$45	per leg	AMAR	Almost Rectangle Table Top (Media Table)	add 10%	per top
GD3	Flat Ganging Device for Café & Training Tables	\$137	per table	AMBO	Boat Shape Table Top (Media Table)	add 10%	per top
STH	Special Table Height (other than 29" or 42") (Metal Legs)	\$114	per leg	AMBH	Panel Height 72"	\$392	per table
RAD	3" Radius Corners for 3MM Edge	\$262	per table	MD	Magnetic Door	\$406	per table
CPL	Center Power Riser (Laminate - Up To 96")	\$1686	per top	PLA	Aspen Power Leg with Grommet (Metal Leg Only)	\$158	per leg
CPV	Center Power Riser (Veneer - Up To 96")	\$2132	per top				

BARRI

Barri is an outstanding floor mount collection of tables and chairs. This style base is a sturdy and reliable foundation, offered in café or bar height, and in any of our large selections of powder coats. The tables and wood shell chairs are offered in any laminate or wood stain, giving a unique opportunity for endless looks and combinations for your space.

**Note: ERG DOES NOT PROVIDE
HARDWARE TO MOUNT TO FLOOR**



BAR HEIGHT STOOL WITH
BENTON SHELLS
AND BAR HEIGHT BASE WITH
36" SQUARE TABLE

ORDERING INFORMATION

To Order Please Specify:

- 1) Series Name
- 2) Model Number
- 3) Size
- 4) Quantity
- 5) Frame Color
- 6) Laminate Selection and Number
- 7) Edge Style and Color
- 8) Upholstery
- 9) Wood Seat Stain Color

STANDARD BASE FINISHES

Column Base: Standard Powder Coat

GENERAL SPECIFICATIONS

Frame Construction

The Barri features a 3" round steel tube frame, **floor mounted** with 8" steel base cover. Frame is sand blasted and then powder coated for maximum paint adhesion. 24" and 30" bar height seats have a welded fixed footrest. **Seats feature swivel with automatic return.**

Table Tops

Standard 30" or 36" laminate table tops are 1.25" thick high density particle board. Your choice of over 1000 standard laminates from brands like Nevamar, Wilsonart, Formica and Pionite.

Top Plate

10" x 10" square • 12" X 12" square • 14" X 14" square

Floor Mount

Floor mounted base features 6" diameter cast iron base with 8" steel cover

Foot Rest

Fixed, welded to column on counter and bar heights

Note

All tables are completely assembled to be sure of fit prior to being knocked down for shipping.

TABLE: COLORS / EDGE SELECTIONS

Laminate/Veneer Selections

ERG offers over 1000 standard laminate choices from Nevamar, Wilsonart, Formica and Pionite. Wood veneer is available in transparent stain colors - custom stain matching available for an upcharge.

Edge Selections

ERG offers a wide variety of table top edge materials including PVC, wood, aluminum and resin/urethane.

Special Edge Note: When ganging or butting tables together, ERG recommends using 3MM flat edge or flat wood edge. Square tables using T-MOLD edge will have a 3" radius on all corners.

SEAT SHELL

Poly

Single-piece contoured shell made of 100% Nylon Plastic with natural built-in flex motion.

Wood

Compound angle .50° thick multi-ply Beech wood shell. Shell is available with vertical running wood grain.

OPTIONS

- CODE: FR - CA133 (TB 133) Fire Retardant
- CODE: MBC - Moisture Barrier Chair
- CODE: 2FO/C - Two Fabric Option
- CODE: STH - Special Table Height, Other Than 29"
- CODE: RAD - 3" Radius Corners for 3MM Edge
- CODE: ENG - Laser Engraving
- CODE: TT - Two Tone Wood Stains (Benton / Demi)
- CODE: RB - Reverse Bubble Cutout - Benton (Not Available on Demi Back)
- CODE: UB - Upright Bubble Cutout - Benton (Not Available on Demi Back)
- CODE: VB - Vertical Bubble Cutout (Benton / Demi)

WOOD SHELL OPTIONS



UPRIGHT BUBBLE CUTOUT
(NOT AVAILABLE ON DEMI BACK)



REVERSE BUBBLE CUTOUT
(NOT AVAILABLE ON DEMI BACK)



VERTICAL BUBBLE CUTOUT



TWO TONE WOOD STAINS



LASER ENGRAVING
(FRONT OR BACK)



ROUND CAFÉ TABLE



CAFÉ HEIGHT
RECTANGLE TABLE

MODEL / DESCRIPTION / LIST PRICING

BARRI | FLOOR MOUNT | ROUND | 29" HEIGHT



ROUND

Model Number	Table Top Size	Shpg. Wght.	Base Spread	LAMINATE TOP ASSORTED EDGES							VENEER TOP	
				GRP 1	GRP 2	GRP 3	GRP 4	GRP 5	GRP 6	GRP 7	GRP 8	GRP 9
BAR24D	24" Dia.	38	FM-1	\$663	\$677	\$783	\$1002	\$1019	\$1170	\$1351	\$1726	\$1878
BAR30D	30" Dia.	55	FM-1	\$727	\$751	\$892	\$1189	\$1206	\$1406	\$1645	\$1974	\$2063
BAR36D	36" Dia.	88	FM-1	\$885	\$911	\$1080	\$1445	\$1462	\$1706	\$1997	\$2399	\$2511
BAR42D	42" Dia.	96	FM-1	\$1101	\$1136	\$1354	\$1837	\$1854	\$2173	\$2553	\$3016	\$3124

BARRI | FLOOR MOUNT | SQUARE | 29" HEIGHT



SQUARE

Model Number	Table Top Size	Shpg. Wght.	Base Spread	LAMINATE TOP ASSORTED EDGES							VENEER TOP	
				GRP 1	GRP 2	GRP 3	GRP 4	GRP 5	GRP 6	GRP 7	GRP 8	GRP 9
BAR24S	24" Sq.	48	FM-1	\$661	\$675	\$783	\$1011	\$1028	\$1185	\$1374	\$1731	\$1869
BAR2430S	24x30 Sq.	53	FM-1	\$716	\$735	\$861	\$1133	\$1150	\$1333	\$1551	\$1910	\$2026
BAR30S	30" Sq.	69	FM-1	\$714	\$735	\$872	\$1175	\$1192	\$1393	\$1631	\$1942	\$2020
BAR36S	36" Sq.	111	FM-1	\$903	\$930	\$1104	\$1483	\$1500	\$1745	\$2046	\$2446	\$2557

BARRI | FLOOR MOUNT | RECTANGLE | 29" HEIGHT



RECTANGLE

Model Number	Table Top Size	Shpg. Wght.	Base Spread	LAMINATE TOP ASSORTED EDGES							VENEER TOP	
				GRP 1	GRP 2	GRP 3	GRP 4	GRP 5	GRP 6	GRP 7	GRP 8	GRP 9
BAR2448	24x48 Sq.	70	FM-2	\$1156	\$1182	\$1355	\$1727	\$1744	\$1997	\$2301	\$2984	\$3272
BAR2460	24x60 Sq.	79	FM-2	\$1216	\$1245	\$1438	\$1858	\$1875	\$2152	\$2487	\$3169	\$3442
BAR2472	24x72 Sq.	95	FM-2	\$1269	\$1301	\$1515	\$1975	\$1992	\$2298	\$2661	\$3343	\$3593
BAR2748	27x48 Sq.	95	FM-2	\$940	\$990	\$1177	\$1574	\$1591	\$1885	\$2239	\$3128	\$3489
BAR2760	27x60 Sq.	95	FM-2	\$1016	\$1077	\$1287	\$1739	\$1756	\$2086	\$2486	\$3428	\$3795
BAR3048	30x48 Sq.	79	FM-2	\$1212	\$1240	\$1432	\$1846	\$1863	\$2140	\$2474	\$3156	\$3427
BAR3060	30x60 Sq.	90	FM-2	\$1295	\$1325	\$1548	\$2025	\$2042	\$2359	\$2738	\$3418	\$3665
BAR3072	30x72 Sq.	102	FM-2	\$1364	\$1399	\$1645	\$2179	\$2196	\$2544	\$2965	\$3642	\$3866

OPTIONS

Add upcharge to list price and code to model number

STH	Special Table Height (other than 29")	\$197	per base	RAD	3" Radius Corners for 3MM Edge	\$262	per table
-----	---------------------------------------	-------	----------	-----	--------------------------------	-------	-----------



BENTON DEMI BACK



PENTO DEMI BACK

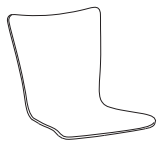


BENTON FULL BACK



DEKKO DEMI BACK

MODEL / DESCRIPTION / LIST PRICING



BEN Benton Full Back - Wood Shell

COM Yardage (One Color): 0.75 Yard

Multi-Ply Hardwood Shell
\$518

BEN/SI Benton / Upholstered Seat Insert

COM Yardage: 0.5 yard / seat

COM	GR1	GR2	GR3	GR4	GR5	GR6	GR7	GR8	GR9	GR10	LEA
\$585	\$626	\$651	\$678	\$703	\$731	\$762	\$791	\$823	\$857	\$889	\$1053



DEMI Benton Demi Back - Wood Shell

Multi-Ply Hardwood Shell
\$562

DEMI/SI Benton Demi Back / Upholstered Seat Insert

COM Yardage: 0.5 yard / seat

COM	GR1	GR2	GR3	GR4	GR5	GR6	GR7	GR8	GR9	GR10	LEA
\$672	\$720	\$749	\$779	\$810	\$843	\$878	\$910	\$946	\$985	\$1023	\$1208



DEKD Dekko Demi Back - Wood Shell

Multi-Ply Hardwood Seat and Back
\$608

DEKD/SI Dekko Demi Back / Upholstered Seat Insert

COM Yardage: 0.75 yard / seat

COM	GR1	GR2	GR3	GR4	GR5	GR6	GR7	GR8	GR9	GR10	LEA
\$763	\$816	\$849	\$883	\$919	\$955	\$992	\$1032	\$1076	\$1115	\$1159	\$1372



PEND Pento Demi Back - Wood Shell

Multi-Ply Hardwood Seat and Back
\$688

PEND/SI Pento Demi Back / Upholstered Seat Insert

COM Yardage: 0.75 yard / seat

COM	GR1	GR2	GR3	GR4	GR5	GR6	GR7	GR8	GR9	GR10	LEA
\$834	\$893	\$929	\$967	\$1005	\$1046	\$1085	\$1130	\$1176	\$1223	\$1271	\$1503

OPTIONS

Add upcharge to list price and code to model number

FR	CAL 133 (TB 133) Fire Retardant per yard	\$118	/yd	TT	Two Tone Wood Stains - Benton / Demi	\$99	/seat
MBC	Moisture Barrier Chair	\$84	ea.	RB	Reverse Bubble Cutout - Benton (Not Available on Demi Back)	\$63	/seat
2FO/C	Two Fabric Option	\$67	/seat	UB	Upright Bubble Cutout - Benton (Not Available on Demi Back)	\$63	/seat
ENG	Laser Engraving	\$55	/seat	VB	Vertical Bubble Cutout - Benton / Demi	\$63	/seat

DIMENSIONS	Chair Base
Height:	18", 24", 30"
Qty./Wt.:	1 ea./40 lbs.



COLUMN BASE WITH
NO FOOT RIGN



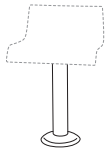
COLUMN BASE WITH
FOOT RIGN



MODEL / DESCRIPTION / LIST PRICING / FOR COLUMN BASE ONLY

ALL FLOOR MOUNT

Chair Column Base



BAR/18 18" Chair Height Seat base

18" base
\$563

BAR/24 24" Counter Height Seat base w/ footrest

24" base
\$944

BAR/30 30" Bar Height Seat base w/ footrest

30" base
\$990

HIGH PRESSURE
LAMINATES
LPS
available on Benton

BENTON

Benton chairs feature a one piece wood shell. Steel frames are available in polished chrome in café & stool heights. Benton Shells are available in LPS, laminate covered shell (minimum order required).



SOLID BACK CHAIR



DEMI BACK BAR
STOOL



BAR STOOL

ORDERING INFORMATION

To Order Please Specify:

- 1) Series Name
- 2) Model Number
- 3) Quantity
- 4) Wood Stain Finish Color
- 5) Optional Frame Color
- 6) Fabric Grade & Number
- 7) Back Cutout Design Option
- 8) Optional Items
- 9) **LPS** (Laminate Plywood Seating)

CHAIRS	WEIGHT LIMIT
Metal Legs	350 lbs.

STANDARD BASE FINISHES

- 4 Leg:** Polished Chrome
- Bar Stool:** Polished Chrome

OPTIONAL BASE FINISHES

- 4 Leg:** Standard Powder Coat
- Bar Stool:** Standard Powder Coat

GENERAL SPECIFICATIONS

Shell

- Single 0.5" thick multi-ply Beech wood contoured shell
- Backs are offered with solid back.

Upholstery

- Seat insert can be upholstered with choice of fabric, vinyl, crypton, leather or approved COM.

Frame


- Fully welded .625" diameter, 13 gauge steel tubing.

Glides

- Factory installed self leveling steel glides.

Stacking

- Chair and stool design stacks 4 high on the floor.
- Chairs stack 6 high on dolly.



STANDARD SOLID BACK

OPTIONS

- CODE: FR - CAL 133 (TB 133) Fire Retardant
- CODE: MBC - Moisture Barrier Chair
- CODE: SF - Powder Coat Finish
- CODE: CH - Counter Height (24" Seat Height)
- CODE: SH - Specialty Height (22" Lowest Seat Height)
- CODE: BB - Bubble Hand Grip Cutout
- CODE: ENG - Laser Engraving Back Design
- CODE: LPS - Laminate Plywood Seating
NOTE: Laminate seats (LPS) requires minimum 15 chair order
NOTE: LPS edge is only available in ERG Natural Maple



BUBBLE HAND GRIP CUTOUT



FRONT OR BACK

DIMENSIONS	Café Chair
Seat Width:	16.25"
Seat Depth:	15"
Seat Height:	17.5"
Back Height:	32"
Overall Width:	20.5"
Overall Depth:	21"
Qty./Wt. per carton:	4 ea./41 lbs.



BENTON CHAIR
WITH LPS OPTION

MODEL / DESCRIPTION / LIST PRICING



1350 4-Leg Café Chair



Wood Shell Chair
\$633

1350/SI 4-Leg Café Chair with Upholstered Seat Insert

COM Yardage: 0.75 Yard

COM	GR1	GR2	GR3	GR4	GR5	GR6	GR7	GR8	GR9	GR10	LEA
\$770	\$828	\$857	\$892	\$928	\$966	\$1005	\$1045	\$1085	\$1128	\$1173	\$1389

OPTIONS

Add upcharge to list price and code to model number

FR	CAL 133 (TB 133) Fire Retardant - Per Yard	\$118	/yd.
MBC	Moisture Barrier Chair	\$84	ea.
BB	Bubble Hand Grip Cutout	\$99	

ENG	Laser Engraving Design*	\$111	
LPS	Laminate Plywood Seating**	Call	
SF	Powder Coat Finish	\$63	

*One time setup fee of \$321. Minimum 12 chairs (of same design and series)

**Laminate seats (LPS) requires minimum 15 chair order

DIMENSIONS	Demi Back Stool	Tall Back Stool
Seat Width:	16.25"	16.25"
Seat Depth:	15"	15"
Seat Height:	30"	30"
Back Height:	36"	45"
Overall Width:	20"	20"
Overall Depth:	20"	20"
Qty./Wt. per carton:	3 ea./41 lbs.	3 ea./50 lbs.



FULL BACK BAR STOOL

MODEL / DESCRIPTION / LIST PRICING



1354 Demi Back Bar Stool

Wood Shell Stool
\$904

1354/SI Demi Back Stool with Upholstered Seat Insert

COM Yardage: .75 Yard

COM	GR1	GR2	GR3	GR4	GR5	GR6	GR7	GR8	GR9	GR10	LEA
\$1034	\$1107	\$1150	\$1196	\$1243	\$1294	\$1346	\$1400	\$1455	\$1512	\$1574	\$1859



1352 Tall Back Bar Stool



Wood Shell Stool
\$800

1352/SI Tall Back Bar Stool with Upholstered Seat Insert

COM Yardage: .75 Yard

COM	GR1	GR2	GR3	GR4	GR5	GR6	GR7	GR8	GR9	GR10	LEA
\$938	\$1005	\$1045	\$1085	\$1128	\$1173	\$1218	\$1269	\$1321	\$1372	\$1431	\$1687

OPTIONS

Add upcharge to list price and code to model number

FR	CAL 133 (TB 133) Fire Retardant - Per Yard	\$118	/yd	LPS	Laminate Plywood Seating**	Call	
MBC	Moisture Barrier Chair	\$84	ea.	SF	Powder Coat Finish (Stool)	\$76	
BB	Bubble Hand Grip Cutout	\$99		CH	Counter Height (24" seat height)	\$37	
ENG	Laser Engraving Design*	\$111		SH	Specialty Height (22" Lowest Seat Height)	\$37	

*One time setup fee of \$321. Minimum 12 chairs (of same design and series)

**Laminate seats (LPS) requires minimum 15 chair order

BENTON JR. CHAIR

ERG's Children's furniture series includes Benton Junior, a one piece wood shell chair, available in many colorful wood stain colors or LPS (laminated).



BENTON JUNIOR CHAIRS

ORDERING INFORMATION

To Order Please Specify:

- | | |
|-----------------|--|
| 1) Series Name | 4) Wood Stain Finish Color |
| 2) Model Number | 5) Frame Color |
| 3) Quantity | 6) LPS (Laminate Plywood Seating) |

STANDARD BASE FINISHES

4 Leg: Standard Powder Coat

GENERAL SPECIFICATIONS

Shell

Benton Jr. chairs have a single piece contoured wood shell made of 1/2" thick, multiply Beech wood veneer. Backs are standard with hand grip design. Shells are available in all standard wood stain colors. For LPS, please call customer service for a quotation.

Frame

Benton Jr. chair frames are made of 5/8" diameter, 14 gauge steel tubing with hand brazed welds.

Glides

All frames come with factory installed self leveling steel glides.

Stacking

Benton Jr. chair design stacks 4 to 6 high on the floor.

OPTIONS

- **CODE: LPS - Laminate Plywood Seating** (please call for quote - minimum 15)

DIMENSIONS	Benton Junior Wood Chair
Seat Width:	12.5"
Seat Depth:	15.5"
Seat Height:	13.5"
Back Height:	24"
Overall Width:	14"
Overall Depth:	15"
Qty./Wt. per carton:	3 ea./22 lbs.

**POLISHED CHROME FRAME
NOT AVAILABLE**



**HIGH PRESSURE
LAMINATES**
LPS
available on Benton

BENTON JUNIOR WOOD CHAIR WITH LPS

MODEL / DESCRIPTION / LIST PRICING



1351 Benton Junior - Children's Wood Chair

Beech wood shell

\$782



BENTON JUNIOR WOOD CHAIR
AND POST JR. TABLE

OPTIONS

Add upcharge to list price and code to model number

LPS	Laminate Plywood Seating - Minimum 15	Call for Quote
-----	---------------------------------------	----------------

BETA

The Beta collection of conference tables are a substantial look with its cylinder base style, but also offers a panel leg base for a more modern view. With this collection of a mix of old and new, it offers a creative way to give your meeting room table concealed shelter for all wire management needs below, while providing the latest technology where its needed.



ROUND



RACETRACK TOP



ALMOST SQUARE TOP WITH OPTIONAL
PANEL BASE LEGS

ORDERING INFORMATION

- | | |
|-----------------------------|------------------------------|
| 1) Series Name | 6) Edge Style Code and Color |
| 2) Model Number | 7) Wood Species |
| 3) Size | 8) Wood Stain Color |
| 4) Quantity | 9) Options |
| 5) Laminate Selection & No. | |

BASE SPECIFICATIONS

Please Note

For BETA SERIES tables, round cylinder and panel bases will be finished in laminate only.

Cylinder Base

The BETA base is constructed of high grade particle board and premium frame alder. The diameter is either 18", 20" or 24" diameter cylinder, depending on top size. Base cylinders are completely enclosed and laminated on side. Beta base is shipped K-D.

NO WOOD SCREWS ARE USED

- For tables over 72" in length, two heavy duty steel Anti-Sag Bars are provided.
- All tables are completely assembled to be sure of fit prior to being knocked down for shipping.
- All tables are bubble packed, cartoned and wood crated to assure safe delivery.

TABLE TOP SPECIFICATIONS

Table Tops

Table top core is CARB Phase I & Phase II Complaint. Laminate, wood veneer and phenolic backing are glued with water based adhesives.

COLOR / EDGE SELECTIONS

Laminate/Veneer Selections

ERG offers over 1000 standard laminate choices from Nevamar, Wilsonart, Formica and Pionite. Wood veneer is available in transparent stain colors - custom stain matching available for an upcharge.

OPTIONS

- CODE: P2L - Two Laminate Colors
- CODE: PBL - Panel Base Legs
- CODE: MD - Magnetic Door
- CODE: AH-L - Access Hole - Laminate
- CODE: CBT - Boat table top
- CODE: CAT - Almost Rectangle Table Top
- CODE: RAD - 3" Radius Corners for 3MM Edge



BETA BOAT TOP
WITH CYLINDER BASES

MODEL / DESCRIPTION / LIST PRICING

BETA | CONFERENCE | ROUND



ROUND

Model Number	Table Top Size	Base Spread	Table Height	Shpg. Wght	LAMINATE TOP ASSORTED EDGES							VENEER TOP	
					GRP 1	GRP 2	GRP 3	GRP 4	GRP 5	GRP 6	GRP 7	GRP 8	GRP 9
BE36D	36" Dia.	18D	29"	89	\$1798	\$1840	\$2091	\$2361	\$2378	\$2618	\$2912	\$5247	\$6668
BE42D	42" Dia.	18D	29"	93	\$1909	\$1958	\$2255	\$2601	\$2618	\$2918	\$3274	\$5692	\$7122
BE48D	48" Dia.	24D	29"	118	\$2033	\$2088	\$2434	\$2872	\$2889	\$3245	\$3676	\$6184	\$7625
BE54D	54" Dia.	24D	29"	149	\$2658	\$2752	\$3293	\$4071	\$4088	\$4691	\$5407	\$8494	\$10125
BE60D	60" Dia.	24D	29"	171	\$2868	\$2982	\$3604	\$4544	\$4561	\$5266	\$6109	\$9355	\$11002

BETA | CONFERENCE | RECTANGLE



RECTANGLE

Model Number	Table Top Size	Cyl. Base Spread	Panel Base Spread	Table Height	Shpg. Wght	LAMINATE TOP ASSORTED EDGES							VENEER TOP	
						GRP1	GRP2	GRP3	GRP4	GRP5	GRP6	GRP7	GRP8	GRP9
BE4272	42X72	2-18D	2-6"x18"	29"	129	\$3609	\$3719	\$4366	\$5240	\$5257	\$5945	\$6766	\$11153	\$13610
BE4284	42X84	2-18D	2-6"x18"	29"	144	\$3776	\$3902	\$4617	\$5612	\$5629	\$6400	\$7325	\$11836	\$14306
BE4296	42X96	2-18D	2-6"x18"	29"	160	\$3947	\$4083	\$4860	\$5983	\$6000	\$6853	\$7881	\$12516	\$15001
BE4872	48X72	2-18D	2-6"x24"	29"	142	\$3728	\$3844	\$4539	\$5501	\$5518	\$6260	\$7156	\$11628	\$14096
BE4884	48X84	2-24D	2-6"x24"	29"	160	\$4071	\$4205	\$4981	\$6078	\$6095	\$6939	\$7953	\$12789	\$15426
BE4896	48X96	2-24D	2-6"x24"	29"	178	\$4249	\$4400	\$5248	\$6478	\$6495	\$7431	\$8552	\$13524	\$16176
BE48108*	48X108	2-24D	3-6"x24"	29"	196	\$4864	\$5027	\$5970	\$7309	\$7326	\$8352	\$9585	\$15342	\$18459
BE48120*	48X120	2-24D	3-6"x24"	29"	214	\$5048	\$5223	\$6235	\$7710	\$7727	\$8846	\$10184	\$16079	\$19210
BE48144*	48X144	3-24D	3-6"x24"	29"	250	\$5694	\$5901	\$7070	\$8793	\$8809	\$10108	\$11665	\$18257	\$21722
BE48168*	48X168	3-24D	3-6"x24"	29"	286	\$6299	\$6555	\$7959	\$10124	\$10141	\$11741	\$13659	\$20707	\$24222
BE48192*	48X192	3-24D	3-6"x24"	29"	394	\$10387	\$10694	\$12518	\$14975	\$14992	\$16910	\$19212	\$31913	\$39104
BE6096	60X96	2-24D	2-6"x30"	29"	214	\$4573	\$4745	\$5719	\$7182	\$7199	\$8298	\$9611	\$14826	\$17501
BE60108*	60X108	2-24D	3-6"x30"	29"	237	\$5293	\$5491	\$6599	\$8254	\$8270	\$9513	\$10997	\$17078	\$20230
BE60120*	60X120	2-24D	3-6"x30"	29"	259	\$5502	\$5716	\$6905	\$8711	\$8728	\$10074	\$11688	\$17921	\$21090
BE60144*	60X144	3-24D	3-6"x30"	29"	304	\$6390	\$6648	\$8063	\$10238	\$10255	\$11867	\$13800	\$20971	\$24562

* Asterisk after model number indicates 2 piece tops with center seam for tables over 96" and longer

OPTIONS

Add upcharge to list price and code to model number

P2L	Two Laminate Colors	\$327	per table	CBT	Boat table top - add to rectangle top price	add 25%	per top
MD	Magnetic Door	\$406	per base	RAD	3" Radius Corners for 3MM Edge	\$262	per table
AH-L	Access Hole - Laminate	\$73	ea.	CAT	Almost Rectangle table top	add 25%	per top
PBL	Panel Base Legs	\$118	per base				



BETA RACETRACK TOP
WITH CYLINDER BASES

MODEL / DESCRIPTION / LIST PRICING

BETA | CONFERENCE | RACETRACK



Model Number	Table Top Size	Cyl. Base Spread	Panel Base Spread	Table Height	Shpg. Wght	LAMINATE TOP ASSORTED EDGES							VENEER TOP	
						GRP 1	GRP 2	GRP 3	GRP 4	GRP 5	GRP 6	GRP 7	GRP 8	GRP 9
BE4272RT	42 X 72	2-18D	2-6"x18"	29"	207	\$3936	\$4074	\$4848	\$5960	\$5977	\$6826	\$7846	\$12476	\$14960
BE4284RT	42 X 84	2-18D	2-6"x18"	29"	234	\$4104	\$4252	\$5094	\$6329	\$6346	\$7283	\$8403	\$13157	\$15656
BE4296RT	42 X 96	2-18D	2-6"x18"	29"	262	\$4274	\$4438	\$5343	\$6701	\$6718	\$7735	\$8959	\$13841	\$16351
BE4872RT	48 X 72	2-18D	2-6"x24"	29"	220	\$4054	\$4200	\$5019	\$6218	\$6235	\$7143	\$8234	\$12952	\$15446
BE4884RT	48 X 84	2-24D	2-6"x24"	29"	250	\$4397	\$4558	\$5462	\$6799	\$6816	\$7824	\$9032	\$14114	\$16776
BE4896RT	48 X 96	2-24D	2-6"x24"	29"	280	\$4674	\$4860	\$5874	\$7412	\$7429	\$8577	\$9955	\$15244	\$17930
BE48108RT*	48 X 108	2-24D	3-6"x24"	29"	310	\$5255	\$5449	\$6546	\$8171	\$8188	\$9412	\$10877	\$16927	\$20078
BE48120RT*	48 X 120	2-24D	3-6"x24"	29"	340	\$5436	\$5650	\$6815	\$8572	\$8589	\$9902	\$11479	\$17663	\$20829
BE48144RT*	48 X 144	3-24D	3-6"x24"	29"	400	\$6087	\$6326	\$7647	\$9657	\$9674	\$11163	\$12957	\$19847	\$23342
BE48168RT*	48 X 168	3-24D	3-6"x24"	29"	460	\$6648	\$6807	\$7981	\$10606	\$10623	\$13007	\$14596	\$21968	\$27247
BE48192RT**	48 X 192	3-24D	3-6"x24"	29"	520	\$10556	\$11077	\$12726	\$15406	\$15423	\$17859	\$19596	\$32389	\$41465
BE6096RT	60 X 96	2-24D	2-6"x30"	29"	316	\$4965	\$5172	\$6296	\$8046	\$8063	\$9355	\$10907	\$16412	\$19121
BE60108RT*	60 X 108	2-24D	3-6"x30"	29"	351	\$5685	\$5913	\$7177	\$9118	\$9135	\$10569	\$12293	\$18666	\$21849
BE60120RT*	60 X 120	2-24D	3-6"x30"	29"	385	\$5830	\$6069	\$7386	\$9430	\$9447	\$10955	\$12764	\$19242	\$22440
BE60144RT*	60 X 144	3-24D	3-6"x30"	29"	454	\$7290	\$7620	\$9384	\$12216	\$12233	\$14292	\$16767	\$24609	\$28273

* Asterisk after model number indicates 2 piece tops with center seam for tables over 96" and longer

OPTIONS

Add upcharge to list price and code to model number

P2L	Two Laminate Colors	\$327	per table	CBT	Boat table top - add to rectangle top price	add 25%	per top
MD	Magnetic Door	\$406	per base	RAD	3" Radius Corners for 3MM Edge	\$262	per table
AH-L	Access Hole - Laminate	\$73	ea.	CAT	Almost Rectangle table top	add 25%	per top
PBL	Panel Base Legs	\$118	per base				

BRANDON

The Brandon collection is a classic column style that offers a comprehensive line of café, training and conference tables. It is accompanied with a trapezoid and half round shape, to construct larger tables with our typical shapes, while allowing for adaptability to move them apart into smaller worktables. This look is a perfect fit for any dining space, learning space or meeting room with a variety of base options.



ROUND CAFÉ TABLE



CAFÉ TABLE SHOWN WITH
5-COLUMN BASE



TRAINING TABLE



CONFERENCE TABLE SHOWN
WITH TT-BASE

ORDERING INFORMATION

- | | |
|----------------------------|-------------------------------|
| 1) Series Name | 6) Laminate Selection and No. |
| 2) Model Number | 7) Edge Style Code and Color |
| 3) Size | 8) Wood Species |
| 4) Quantity | 9) Wood Stain Color |
| 5) Powder Coat Frame Color | 10) Optional Items |

BASE SPECIFICATIONS

X-Base Details:

- Column:** 3" round 14 gauge steel tubing welded to base and top plate
- Base:** 1" x 2" 14 gauge steel tubing – 22", 26", 32" or 38" X spreads
- Plate:** 10" x 10" square, 12" X 12" square, 14" X 14" square, 24" x 24" square

5-Column X-Base Details:

- Center Column:** 3" round 14 gauge steel tubing
- Outside Column:** 2" round 14 gauge steel tubing
- Base:** 2" 14 gauge round steel tubing – 36" base spread
- Plate:** 24" x 24" square

T-Base Details:

- Column:** 2" round 14 gauge
- Base:** 2" round 14 gauge – 16", 22" and 26" spreads
- Plates:** 6" x 8" or 8" x 8" square 12-gauge stamped steel, 5" x 5" 12-gauge stamped steel (Flip-Top or Folding)

Conference Base Details:

- Column:** 2" round 14 gauge
- Base:** 2" round 14 gauge – 36" spread
- Plates:** 12-gauge stamped steel

Glides: Adjustable steel glides

Assembly: Top plate is welded to the vertical column and the vertical column is welded to the horizontal base. No tie rod assembly. Base mounts to tabletop with ¼-20 x 1" machine screws into metal inserts in top. Stretcher steel bars are used on tops over 66" long.



GLIDE DETAIL

STANDARD BASE FINISHES

- X-Base:** Standard Powder Coat
- 5-Column X-Base:** Standard Powder Coat
- T-Base:** Standard Powder Coat
- Conference Base:** Standard Powder Coat

TABLE TOP SPECIFICATIONS

Table Tops

Table top core is CARB Phase I & Phase II Compliant. Laminate, wood veneer and phenolic backing are glued with water based adhesives.

Ultra-Lightweight Table Tops

Ultra-lightweight tables have an exceptionally strong manufactured MDF top made from 100% recovered and recycled wood fiber with at least 25% post-industrial recycled fiber; the balance consisting of recovered waste fiber. Ultra-light tables are 18% lighter than standard tables.

COLORS / EDGE SELECTIONS

Laminate/Veneer Selections

ERG offers over 1000 standard laminate choices from Nevamar, Wilsonart, Formica and Pionite. Wood veneer is available in transparent stain colors - custom stain matching available for an upcharge.

Edge Selections

ERG offers a wide variety of table top edge materials including PVC, wood, aluminum and resin/urethane. Special Edge Note: When ganging or butting tables together, ERG recommends using 3MM flat edge or flat wood edge. Square tables using **T-MOLD** edge will have a 3" radius on all corners.

Note: When ordering modesty panel, table and panel must have 3MM edge.

OPTIONS

- CODE: FLIP-X - Flip Top per X-base
- CODE: FLIP-T - Flip Top for two T-legs
- CODE: FOLD - Lightweight Folding Leg Mechanism per table
- CODE: ASB - Anti-Sag Bar for tables under 72"
- CODE: RP - Painted Foot-ring for bar height
- CODE: STH - Special Table Height (other than 29" or 42")
- CODE: LC1 - Low Profile Casters per leg
- CODE: GD3 - Flat Ganging Device for Café & Training Tables
- CODE: CAS3 - 3" Locking Casters - Black
- CODE: RAD - 3" Radius Corners for 3MM Edge
- CODE: SLG - Self-Leveling Glide
- CODE: CRT - Racetrack table top
- CODE: COT - Oval table top
- CODE: CBT - Boat table top
- CODE: CAT - Almost Rectangle Table Top




FLIP TOP WITH X-BASE
ON CASTERS



FLIP TOP FOR TWO T-LEGS



PAINTED FOOT RING
FOR BAR HEIGHT



LOW PROFILE CASTERS



3" MOBILE CASTERS



SELF-LEVELING GLIDE

Notes:

Flip-Top Mechanism

Durable all-steel construction with a spring-loaded release handle and a safety catch to maintain flipped-up position.

Folding Mechanism

Nylon injection molded housing, cast aluminum pivot and metal locking slider. Rigid, taper locking design is activated by single lever that also locks in folded position.

QUICK SHIP
IN
10
DAYS

Applies to:
BR30D
BR36D
BR42D
BR30S
BR36S



SQUARE CAFÉ TABLE

MODEL / DESCRIPTION / LIST PRICING

BRANDON | CAFÉ | ROUND

ROUND

Model Number	Table Top Size	Base Spread	Table Height	Shpg. Wght.	LAMINATE TOP ASSORTED EDGES							VENEER TOP	
					GRP 1	GRP 2	GRP 3	GRP 4	GRP 5	GRP 6	GRP 7	GRP 8	GRP 9
BR24D	24" Dia.	22"- X	29"	32	\$721	\$736	\$808	\$992	\$1009	\$1144	\$1305	\$1766	\$1982
BR30D	30" Dia.	26"- X	29"	43	\$825	\$845	\$944	\$1202	\$1219	\$1398	\$1608	\$2079	\$2275
BR36D	36" Dia.	32"- X	29"	53	\$980	\$1001	\$1124	\$1440	\$1457	\$1670	\$1929	\$2474	\$2698
BR42D	42" Dia.	32"- X	29"	72	\$1155	\$1187	\$1348	\$1770	\$1787	\$2068	\$2401	\$2980	\$3184
BR48D	48" Dia.	38"- X	29"	86	\$1329	\$1366	\$1564	\$2081	\$2098	\$2436	\$2842	\$3467	\$3661

BRANDON | CAFÉ | SQUARE

SQUARE

Model Number	Table Top Size	Base Spread	Table Height	Shpg. Wght.	LAMINATE TOP ASSORTED EDGES							VENEER TOP	
					GRP 1	GRP 2	GRP 3	GRP 4	GRP 5	GRP 6	GRP 7	GRP 8	GRP 9
BR24S	24" Sq.	22"- X	29"	40	\$683	\$698	\$773	\$968	\$985	\$1125	\$1293	\$1700	\$1877
BR2430S	24x30 Sq.	22"- X	29"	49	\$735	\$754	\$845	\$1077	\$1094	\$1258	\$1452	\$1859	\$2020
BR30S	30" Sq.	26"- X	29"	54	\$780	\$796	\$897	\$1156	\$1173	\$1351	\$1563	\$1980	\$2140
BR36S	36" Sq.	32"- X	29"	67	\$984	\$1010	\$1138	\$1461	\$1478	\$1701	\$1964	\$2505	\$2718
BR42S	42" Sq.	38"- X	29"	90	\$1210	\$1240	\$1398	\$1818	\$1835	\$2113	\$2448	\$3086	\$3327

BRANDON | CAFÉ | RECTANGLE

RECTANGLE

Model Number	Table Top Size	Base Spread	Table Height	Shpg. Wght.	LAMINATE TOP ASSORTED EDGES							VENEER TOP	
					GRP 1	GRP 2	GRP 3	GRP 4	GRP 5	GRP 6	GRP 7	GRP 8	GRP 9
BR2448	24x48 Sq.	2-22"- T	29"	70	\$852	\$875	\$994	\$1310	\$1327	\$1536	\$1784	\$2205	\$2349
BR2460	24x60 Sq.	2-22"- T	29"	79	\$905	\$931	\$1069	\$1423	\$1440	\$1671	\$1954	\$2371	\$2497
BR3048	30x48 Sq.	2-22"- T	29"	79	\$913	\$939	\$1076	\$1433	\$1450	\$1690	\$1974	\$2391	\$2513
BR3060	30x60 Sq.	2-22"- T	29"	90	\$976	\$1007	\$1167	\$1573	\$1590	\$1858	\$2176	\$2590	\$2695

Note: Fliptop X- base tables with casters in bar & counter height max 36" D or 36" S

OPTIONS

Add upcharge to list price and code to model number

FLIP-X	Flip-Top per X-base (up to 42" top maximum)	\$203	per table
FLIP-T	Flip-Top for two T-legs	\$468	per table
FOLD	Lightweight Folding Leg Mechanism	\$390	per table
STH	Special Table Height (other than 29" or 42")	\$197	per leg
CAS3	3" Locking Casters - Black	\$34	ea.

LC1	Low Profile Casters	\$177	per leg
GD3	Flat Ganging Device for Café & Training Tables	\$137	per pair
ASB	Anti-Sag Bar for tables under 72"	\$105	per table
RAD	3" Radius Corners for 3MM Edge	\$262	per table
SLG	Self-Leveling Glide	\$11	per glide



ROUND BAR HEIGHT TABLE

MODEL / DESCRIPTION / LIST PRICING

BRANDON | BAR HEIGHT | ROUND



ROUND

Model Number	Table Top Size	Base Spread	Table Height	Shpg. Wght.	LAMINATE TOP ASSORTED EDGES								VENEER TOP	
					GRP 1	GRP 2	GRP 3	GRP 4	GRP 5	GRP 6	GRP 7	GRP 8	GRP 9	
BRH24D	24" Dia.	22"- X	42"	40	\$1027	\$1042	\$1104	\$1274	\$1290	\$1425	\$1585	\$2387	\$2820	
BRH30D	30" Dia.	26"- X	42"	94	\$1103	\$1124	\$1212	\$1457	\$1474	\$1651	\$1863	\$2641	\$3036	
BRH36D	36" Dia.	32"- X	42"	63	\$1259	\$1280	\$1393	\$1695	\$1712	\$1927	\$2182	\$3039	\$3457	

BRANDON | BAR HEIGHT | SQUARE



SQUARE

Model Number	Table Top Size	Base Spread	Table Height	Shpg. Wght.	LAMINATE TOP ASSORTED EDGES								VENEER TOP	
					GRP 1	GRP 2	GRP 3	GRP 4	GRP 5	GRP 6	GRP 7	GRP 8	GRP 9	
BRH36S	36" Sq.	32"- X	42"	67	\$1306	\$1333	\$1444	\$1759	\$1776	\$1994	\$2260	\$3150	\$3592	

Note: Other bar height sizes available. Call for pricing.

Note: Fliptop X- base tables with casters in bar & counter height max 36" D or 36" S

OPTIONS

Add upcharge to list price and code to model number

FLIP-X	Flip-Top per X-base (up to 42" top maximum)	\$203	per table	GD3	Flat Ganging Device for Café & Training Tables	\$137	per pair
STH	Special Table Height (other than 29" or 42")	\$197	per leg	RAD	3" Radius Corners for 3MM Edge	\$262	per table
RP	Painted Foot-ring for Bar Height	\$145	per base	SLG	Self-Leveling Glide	\$11	per glide
RC	Polished Chrome Foot-ring for Bar Height	\$183	per base				
CAS3	3" Locking Casters - Black	\$34	ea.				
LC1	Low Profile Casters	\$177	per leg				



CAFÉ TABLE
SHOWN WITH 5-COLUMN BASE

MODEL / DESCRIPTION / LIST PRICING

BRANDON | 5 COLUMN | ROUND



ROUND

Model Number	Table Top Size	Base Spread	Table Height	Shpg. Wght.	LAMINATE TOP ASSORTED EDGES							VENEER TOP	
					GRP 1	GRP 2	GRP 3	GRP 4	GRP 5	GRP 6	GRP 7	GRP 8	GRP 9
BR54D	54" Dia.	36"-5COL	29"	101	\$1792	\$1835	\$2055	\$2645	\$2662	\$3056	\$3524	\$4529	\$4937
BR60D	60" Dia.	36"-5COL	29"	118	\$1863	\$1913	\$2178	\$2882	\$2898	\$3355	\$3905	\$4823	\$5137

BRANDON | 5 COLUMN | SQUARE



SQUARE

Model Number	Table Top Size	Base Spread	Table Height	Shpg. Wght.	LAMINATE TOP ASSORTED EDGES							VENEER TOP	
					GRP 1	GRP 2	GRP 3	GRP 4	GRP 5	GRP 6	GRP 7	GRP 8	GRP 9
BR48S	48" Sq.	36"-5COL	29"	107	\$1792	\$1835	\$2055	\$2645	\$2662	\$3056	\$3524	\$4529	\$4937
BR54S	54" Sq.	36"-5COL	29"	126	\$1863	\$1913	\$2178	\$2882	\$2898	\$3355	\$3905	\$4823	\$5137
BR60S	60" Sq.	36"-5COL	29"	148	\$2094	\$2152	\$2459	\$3276	\$3293	\$3821	\$4457	\$5447	\$5766

OPTIONS

Add upcharge to list price and code to model number

PC5X	Polished Chrome Base - 5 Column	\$275	per base	RAD	3" Radius Corners for 3MM Edge	\$262	per table
STH	Special Table Height (other than 29" or 42")	\$262	per base	SLG	Self-Leveling Glide	\$11	per glide



TRAINING TABLE SHOWN
WITH OPTIONAL CASTERS

Applies to:
BR2460
BR2472
BR3060
BR3072

MODEL / DESCRIPTION / LIST PRICING

BRANDON | TRAINING | RECTANGLE

Model Number	Table Top Size	Base Spread	Table Height	Shpg. Wght.	LAMINATE TOP ASSORTED EDGES								VENEER TOP	
					GRP 1	GRP 2	GRP 3	GRP 4	GRP 5	GRP 6	GRP 7	GRP 8	GRP 9	
BR1836	18 X 36	2-16"- T	29"	54	\$725	\$741	\$825	\$1041	\$1058	\$1207	\$1390	\$1814	\$1996	
BR1848	18 X 48	2-16"- T	29"	61	\$766	\$785	\$883	\$1131	\$1148	\$1316	\$1522	\$1947	\$2115	
BR1860	18 X 60	2-16"- T	29"	68	\$811	\$833	\$940	\$1219	\$1236	\$1427	\$1657	\$2074	\$2233	
BR1872	18 X 72	2-16"- T	29"	75	\$996	\$1015	\$1133	\$1438	\$1455	\$1664	\$1915	\$2488	\$2731	
BR1884	18 X 84	2-16"- T	29"	81	\$1062	\$1090	\$1226	\$1585	\$1602	\$1845	\$2135	\$2706	\$2927	
BR1896	18 X 96	2-16"- T	29"	88	\$1140	\$1168	\$1319	\$1707	\$1724	\$1987	\$2298	\$2906	\$3141	
BR2436	24 X 36	2-22"- T	29"	61	\$797	\$819	\$924	\$1192	\$1209	\$1396	\$1618	\$2040	\$2201	
BR2448	24 X 48	2-22"- T	29"	70	\$852	\$875	\$994	\$1310	\$1327	\$1536	\$1784	\$2205	\$2349	
BR2460	24 X 60	2-22"- T	29"	79	\$905	\$931	\$1069	\$1423	\$1440	\$1671	\$1954	\$2371	\$2497	
BR2472	24 X 72	2-22"- T	29"	88	\$1098	\$1128	\$1277	\$1663	\$1680	\$1938	\$2249	\$2819	\$3026	
BR2484	24 X 84	2-22"- T	29"	97	\$1182	\$1215	\$1384	\$1834	\$1851	\$2148	\$2505	\$3070	\$3256	
BR2496	24 X 96	2-22"- T	29"	106	\$1270	\$1305	\$1493	\$1984	\$2001	\$2320	\$2705	\$3306	\$3497	
BR3036	30 X 36	2-22"- T	29"	68	\$848	\$871	\$990	\$1297	\$1314	\$1522	\$1767	\$2188	\$2333	
BR3048	30 X 48	2-22"- T	29"	79	\$913	\$939	\$1076	\$1433	\$1450	\$1690	\$1974	\$2391	\$2513	
BR3060	30 X 60	2-22"- T	29"	90	\$976	\$1007	\$1167	\$1573	\$1590	\$1858	\$2176	\$2590	\$2695	
BR3072	30 X 72	2-22"- T	29"	102	\$1182	\$1216	\$1385	\$1840	\$1857	\$2150	\$2507	\$3071	\$3257	
BR3084	30 X 84	2-22"- T	29"	113	\$1274	\$1313	\$1514	\$2035	\$2052	\$2391	\$2797	\$3359	\$3515	
BR3096	30 X 96	2-22"- T	29"	124	\$1376	\$1415	\$1634	\$2204	\$2220	\$2589	\$3034	\$3630	\$3793	
BR3648	36 X 48	2-26"- T	29"	88	\$984	\$1015	\$1176	\$1590	\$1607	\$1877	\$2204	\$2617	\$2721	
BR3660	36 X 60	2-26"- T	29"	102	\$1062	\$1097	\$1281	\$1753	\$1770	\$2072	\$2442	\$2853	\$2931	
BR3672	36 X 72	2-26"- T	29"	115	\$1278	\$1314	\$1518	\$2042	\$2059	\$2399	\$2807	\$3372	\$3524	
BR3684	36 X 84	2-26"- T	29"	129	\$1385	\$1424	\$1660	\$2262	\$2279	\$2669	\$3132	\$3691	\$3815	
BR3696	36 X 96	2-26"- T	29"	142	\$1494	\$1540	\$1796	\$2454	\$2471	\$2896	\$3404	\$3997	\$4122	

Note: Fliptop tables with casters in counter & bar height available in depth ranges 24"-36" only
 Max Length up 72" - Not available with C-legs
 All training tables that are 18" deep with flip and casters options, cannot be specified with modesty panels.

OPTIONS

Add upcharge to list price and code to model number

FLIP-T	Flip-Top for two T-legs	\$468	per table
FOLD	Lightweight Folding Leg Mechanism	\$390	per table
STH	Special Table Height (other than 29" or 42")	\$197	per leg
CAS3	3" Locking Casters - Black (2 Casters per T-leg)	\$34	ea.
LC1	Low Profile Casters	\$177	per leg

GD3	Flat Ganging Device for Café & Training Tables	\$137	per pair
ASB	Anti-Sag Bar for tables under 72"	\$105	per table
RAD	3" Radius Corners for 3MM Edge	\$262	per table
SLG	Self-Leveling Glide	\$11	per glide



TRAPEZOID TRAINING TABLE
SHOWN WITH T-BASE

MODEL / DESCRIPTION / LIST PRICING

BRANDON | TRAINING | TRAPEZOID

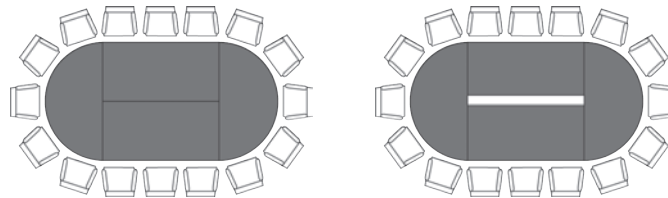


Model Number	Table Top Size	Base Spread	Table Height	Shpg. Wght.	LAMINATE TOP ASSORTED EDGES							VENEER TOP	
					GRP 1	GRP 2	GRP 3	GRP 4	GRP 5	GRP 6	GRP 7	GRP 8	GRP 9
BT2448	24 x 48	2-22"- T	29"	70	\$1097	\$1188	\$1356	\$1782	\$1799	\$2116	\$2497	\$2932	\$3028
BT2460	24 x 60	2-22"- T	29"	79	\$1235	\$1328	\$1492	\$1910	\$1927	\$2241	\$2623	\$3209	\$3408
BT3060	30 x 60	2-22"- T	29"	90	\$1295	\$1396	\$1574	\$2035	\$2052	\$2396	\$2810	\$3396	\$3575
BT3672	36 x 72	2-26"- T	29"	115	\$1523	\$1651	\$1897	\$2526	\$2543	\$2999	\$3550	\$4108	\$4201

BRANDON | TRAINING | SECTIONAL | HALF ROUND



Model Number	Table Top Size	Base Spread	Table Height	Shpg. Wght.	LAMINATE TOP ASSORTED EDGES							VENEER TOP	
					GRP 1	GRP 2	GRP 3	GRP 4	GRP 5	GRP 6	GRP 7	GRP 8	GRP 9
BHR2448	24 X 48	2-16"- T	29"	70	\$1301	\$1366	\$1566	\$2070	\$2087	\$2458	\$2905	\$3385	\$3485
BHR3060	30 X 60	2-22"- T	29"	90	\$1457	\$1532	\$1776	\$2382	\$2399	\$2841	\$3372	\$3845	\$3900
BHR3672	36 X 72	2-22"- T	29"	115	\$1767	\$1865	\$2178	\$2963	\$2980	\$3547	\$4226	\$4729	\$4838



SAMPLE CONFIGURATIONS

Note: Fliptop tables with casters in counter & bar height available in depth ranges 24"-36" only
Max Length up 72"
All training tables that are 18" deep with flip and casters options, cannot be specified with modesty panels.

OPTIONS

Add upcharge to list price and code to model number

FLIP-T	Flip-Top for two T-legs	\$468	per table
FOLD	Lightweight Folding Leg Mechanism	\$390	per table
STH	Special Table Height (other than 29" or 42")	\$197	per leg
CAS3	3" Locking Casters - Black (2 Casters per T-leg)	\$34	ea.

LC1	Low Profile Casters	\$177	per leg
GD3	Flat Ganging Device for Café & Training Tables	\$137	per pair
ASB	Anti-Sag Bar for tables under 72"	\$105	per table
SLG	Self-Leveling Glide	\$11	per glide



CONFERENCE TABLE
SHOWN WITH TT-BASE

MODEL / DESCRIPTION / LIST PRICING

BRANDON | CONFERENCE | RECTANGLE

RECTANGLE

Model Number	TableTop Size	Base Spread	Table Height	Shpg. Wght.	LAMINATETOPASSORTEDEGES							VENEERTOP	
					GRP1	GRP2	GRP3	GRP4	GRP5	GRP6	GRP7	GRP8	GRP9
BC4272	42X72	2-36TT	29"	129	\$2446	\$2513	\$2863	\$3799	\$3816	\$4423	\$5148	\$6344	\$6743
BC4284	42X84	2-36TT	29"	144	\$2576	\$2649	\$3023	\$4028	\$4045	\$4694	\$5469	\$6701	\$7099
BC4296	42X96	2-36TT	29"	160	\$2667	\$2743	\$3150	\$4223	\$4240	\$4931	\$5758	\$6986	\$7355
BC4872	48X72	2-36TT	29"	142	\$2526	\$2592	\$2966	\$3957	\$3974	\$4618	\$5384	\$6574	\$6953
BC4884	48X84	2-36TT	29"	160	\$2883	\$2958	\$3356	\$4415	\$4432	\$5119	\$5947	\$7415	\$7942
BC4896	48X96	2-36TT	29"	178	\$2988	\$3068	\$3495	\$4638	\$4654	\$5390	\$6273	\$7736	\$8232
BC48108*	48X108	3-36TT	29"	196	\$3240	\$3324	\$3778	\$4990	\$5007	\$5790	\$6729	\$8354	\$8922
BC48120*	48X120	3-36TT	29"	214	\$3341	\$3433	\$3918	\$5212	\$5229	\$6058	\$7057	\$8674	\$9211
BC48144*	48X144	3-36TT	29"	250	\$4065	\$4163	\$4694	\$6122	\$6139	\$7065	\$8179	\$10353	\$11192
BC6096	60X96	2-36TT	29"	214	\$3480	\$3570	\$4048	\$5327	\$5344	\$6170	\$7164	\$8944	\$9587
BC60108*	60X108	3-36TT	29"	237	\$3682	\$3778	\$4289	\$5665	\$5682	\$6566	\$7630	\$9486	\$10141
BC60120*	60X120	3-36TT	29"	259	\$3918	\$4023	\$4569	\$6035	\$6052	\$6995	\$8131	\$10102	\$10798
BC60144*	60X144	3-36TT	29"	304	\$4871	\$4987	\$5583	\$7212	\$7229	\$8292	\$9568	\$12297	\$13411

* Asterisk after model number indicates 2+ pieces tops with center seam for tables over 96"

OPTIONS

Add upcharge to list price and code to model number

PCTT	Polished Chrome Base - TT	\$208	per base	CAT	Almost Rectangle table top	add 25%	per top
GD3	Flat Ganging Device for Café & Training Tables	\$137	per pair	STH	Special Table Height (other than 29" or 42")	\$229	per base
CRT	Racetrack table top - add to rectangle top price	add 20%	per top	RAD	3" Radius Corners for 3MM Edge	\$262	per table
COT	Oval table top - add to rectangle top price	add 20%	per top	SLG	Self-Leveling Glide	\$11	per glide
CBT	Boat table top - add to rectangle top price	add 25%	per top				

BRENTWOOD

The Brentwood tables have an elegant design, incorporating angled tapered wood legs. This dynamic look comes standard with a robust steel apron that wraps around under the tabletop as well as connecting the wood legs, providing both substantial support and adds an appealing design. Available in a café height and bar height, which comes standard with a steel foot rail for comfort and stability. A perfect choice for café, meeting areas or other breakout spaces where gathering takes place.



36 X 96" RECTANGLE MEETING TABLE



42 X 84" RECTANGLE BAR HEIGHT TABLE

ORDERING INFORMATION

- | | |
|--------------------|-------------------------------|
| 1) Series Name | 6) Apron/Footrail Finish |
| 2) Model Number | 7) Laminate Selection and No. |
| 3) Size | 8) Edge Style Code and Color |
| 4) Quantity | 9) Optional Items |
| 5) Wood Leg Finish | |

BASE SPECIFICATIONS

Wood Legs: The leg is made out of Beech hardwood that is 2.38" wide at the top and tapers down to 1.75" w at the bottom.

Metal Apron/Footrail: The apron is a 2" x 1" steel tube that runs along the top of the legs for added support and design. The footrail is standard with the bar height, and will be powder coated the same finish as the apron.

Glides: Nylon Tap-On

Assembly: Brentwood features a completely welded one piece apron. Legs mounts to tabletop with 1/4-20 x 1" machine screws into metal inserts in top; NO WOOD SCREWS ARE USED.

STANDARD BASE FINISHES

Wood Legs: Standard Wood Stain

Apron/Footrail: Standard Powder Coat

TABLE TOP SPECIFICATIONS

Table Tops

1.25" Laminate/Veneer Tops are CARB Compliant with particle board and phenolic backing glued with water based adhesives.

COLOR / EDGE SELECTIONS

Laminate/Veneer Selections

ERG offers over 1000 standard laminate choices from Nevamar, Wilsonart, Formica and Pionite. Wood veneer is available in transparent stain colors - custom stain matching available for an upcharge.

Edge Selection

Laminate/Veneer: ERG offers a variety of table top edge materials of exposed Multi-ply flat edge and PVC.

OPTIONS

- CODE: GD3 - Flat Ganging Device for Training Tables
- CODE: CRT - Racetrack Table Top
- CODE: CBT - Boat Table Top
- CODE: CAT - Almost Rectangle Table Top
- CODE: RAD - 3" Radius Corners for 3MM Edge



apron



footrail

NOTE: WHEN ORDERING A BAR HEIGHT TABLE, THE FOOTRAIL WILL MATCH THE APRON



RECTANGLE TRAINING TABLE

MODEL / DESCRIPTION / LIST PRICING

BRENTWOOD | RECTANGLE | TRAINING TABLES

RECTANGLE

Model Number	Table Top Size	Number of Bases	Table Height	Shpg. Wght	LAMINATE TOP ASSORTED EDGES			VENEER TOP
					EDGE 2B	EDGE 3A	EDGE 6J/6Q	EDGE 8G
BRE3060	30 X 60	2	29"	136	\$4601	\$5019	\$7822	\$8760
BRE3072	30 X 72	2	29"	148	\$4661	\$5103	\$7924	\$8821
BRE3084	30 X 84	2	29"	159	\$5629	\$6148	\$9569	\$10689
BRE3096	30 X 96	2	29"	170	\$5688	\$6233	\$9670	\$10750
BRE3660	36 X 60	2	29"	158	\$4679	\$5128	\$7954	\$8840
BRE3672	36 X 72	2	29"	171	\$4751	\$5226	\$8077	\$8911
BRE3684	36 X 84	2	29"	185	\$5728	\$6287	\$9738	\$10789
BRE3696	36 X 96	2	29"	198	\$5798	\$6386	\$9857	\$10862
BRE4284	42 X 84	2	29"	210	\$7211	\$8004	\$12259	\$13331
BRE4296	42 X 96	2	29"	226	\$7439	\$8272	\$12646	\$13710
BRE4884	48 X 84	2	29"	210	\$7475	\$8282	\$12708	\$13865
BRE4896	48 X 96	2	29"	226	\$7909	\$8764	\$13445	\$14659

OPTIONS

Add upcharge to list price and code to model number

GD3	Flat Ganging Device for Training Tables	\$124	per pair	CAT	Almost Rectangle table top	add 25%	per top
CRT	Racetrack table top	add 20%	per top	RAD	3" Radius Corners for 3MM Edge	\$262	per table
CBT	Boat table top	add 25%	per top				



RECTANGLE TRAINING TABLE WITH FOOTRAIL

MODEL / DESCRIPTION / LIST PRICING

BRENTWOOD | RECTANGLE | BAR HEIGHT - 42" WITH FOOTRAIL

RECTANGLE

Model Number	Table Top Size	Number of Bases	Table Height	Shpg. Wght	LAMINATE TOP ASSORTED EDGES			VENEER TOP
					EDGE 2B	EDGE 3A	EDGE 6J/6Q	EDGE 8G
BREH3684	36 X 84	2	42"		\$6903	\$7521	\$11735	\$13163
BREH3696	36 X 96	2	42"		\$6973	\$7620	\$11854	\$13236
BREH4284	42 X 84	2	42"		\$8144	\$9012	\$13845	\$15134
BREH4296	42 X 96	2	42"		\$8320	\$9197	\$14144	\$15491
BREH4884	48 X 84	2	42"		\$8407	\$9319	\$14292	\$15579
BREH4896	48 X 96	2	42"		\$8819	\$9751	\$14992	\$16411

NOTE: Footrail will be powder coated to match the apron

OPTIONS

Add upcharge to list price and code to model number

GD3	Flat Ganging Device for Training Tables	\$124	per pair	CAT	Almost Rectangle table top	add 25%	per top
CRT	Racetrack table top	add 20%	per top	RAD	3" Radius Corners for 3MM Edge	\$262	per table
CBT	Boat table top	add 25%	per top				



BRIGHTON TABLE OF CONTENTS

Brighton Specifications	2
Brighton Options	3
Brighton Steps Pricing	4
Brighton Modular Pricing	6
Brighton Backless Modular Pricing	9
Brighton Lounge Pricing	10
Brighton Upholstered Table Pricing	11
Brighton Arms Pricing	12
Brighton Steps Dimensions	13
Brighton Jr. Pricing	14
Brighton Configuration Layouts	16
Brighton Fabric Placement	17

BRIGHTON STEPS • BRIGHTON MODULAR • BRIGHTON LOUNGE

Brighton is an inspiring collection offering modular lounge in both conventional and non-traditional environments. The emphasis is on meeting spaces at all levels, with a more relaxed and inviting platform. Functional power options can be specified for added convenience. Gathering together with Brighton will create a natural, comfortable and simple space for collaboration.



ORDERING INFORMATION

To Order Please Specify:

- 1) Series Name
- 2) Model Number
- 3) Quantity
- 4) Fabric Grade and Number
- 5) Optional Items
- 6) Laminate Step Choice
- 7) Optional Flat Back (Step Units)

GENERAL SPECIFICATIONS

Frame

- Multi-ply hardwood
- Tongue and groove construction nailed and glued

Seat/Foam

- No-sag springs with interlocking helicoil springs for additional seat and low back support
- High resiliency foam construction throughout
- All foam bonded to frame

CURVED
BACK IS
STANDARD
ON ALL
BRIGHTON
UNITS

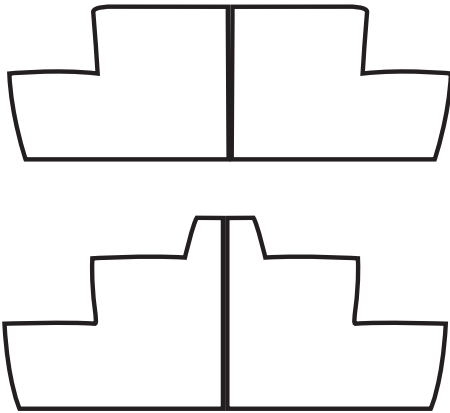


SOFT SEATING	WEIGHT LIMIT
1 Seat	500 lbs.
2 Seat	1000 lbs.
3 Seat	1500 lbs.


OPTIONS

- CODE: FR - CAL 133 (TB 133) Fire Retardant
- CODE: MB - Moisture Barrier (up to 60" overall width)
- CODE: MB2S - Moisture Barrier (2 step units)
- CODE: MB3S - Moisture Barrier (3 step units)
- CODE: 2FO - Two Fabric Option
- CODE: 3FO - Three Fabric Option
- CODE: GD2 - Flat Ganging Device for Soft Seating
- CODE: TAB(-) - Non-Removable Swivel Tablet
(shape A, B or C, left or right arm)
- CODE: TABR1(-) - Removable Swivel Tablet
(laminated shape A, B or C specify left or right arm)
- CODE: TABR2(-) - Removable Swivel Tablet
(laminated shape A, B or C with opening for tablet on both arms)
- CODE: TABFB(-) - Fixed Blade Tablet
(outside or inside, specify (L/R), shape A, B or C)
- CODE: SST - Solid Surface Tablet Arm
- CODE: BFS - Laminate Full Step Top (not available on top step of 3)
- CODE: BFB - Flat Back On Steps Units (for back-to-back application)
- CODE: LAM5 - Non-standard laminate for 5 or less tablets
see options for upcharge
- CODE: SS5 - Non-standard Solid Surface top for 5 or less tablets

OPTIONAL FLAT BACK ON STEPS



THIS OPTION HIGHLY RECOMMENDED FOR BACK TO BACK APPLICATIONS



.75" LAMINATE FULL STEP TOP ON STRAIGHT UNITS ONLY

NOTE: LAMINATE TOP NOT AVAILABLE ON TOP STEP OF THREE-STEP UNIT

DIMENSIONS	30" Straight 2 Step	36" Straight 2 Step	44" Straight 2 Step	30° Curved 2 Step	Corner 2 Step
Step 1 Depth:	13"	13"	13"	13"	13"
Step 2 Depth:	21"	21"	21"	21"	21"
Step 1 Height:	14"	14"	14"	14"	14"
Step 2 Height:	24"	24"	24"	24"	24"
Overall Depth:	34"	34"	34"	34"/37"	36"
Overall Width:	30"	36"	44"	62"	36"
Overall Height:	24"	24"	24"	24"	24"
Qty./Wt.:	1 ea./57 lbs.	1 ea./63 lbs.	1 ea./73 lbs.	1 ea./110 lbs.	1 ea./78 lbs.

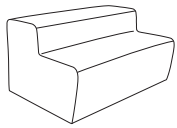


2 STEP STRAIGHT
TWO FABRIC OPTION



2 STEP CORNER

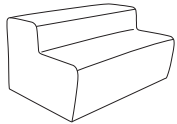
MODEL / DESCRIPTION / LIST PRICING



7397 30" straight-2 step

COM Yardage: Total: 5.75 Yds. / Steps: 2.5 Yds. / Sides: 2 Yds. / Back: 1.25 Yds.

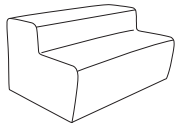
COM	GR1	GR2	GR3	GR4	GR5	GR6	GR7	GR8	GR9	GR10	LEA
\$2659	\$2877	\$3009	\$3155	\$3352	\$3497	\$3643	\$3788	\$3934	\$4079	\$4224	\$4374



7399 36" straight-2 step

COM Yardage: Total: 5.75 Yds. / Steps: 2.5 Yds. / Sides: 2 Yds. / Back: 1.25 Yds.

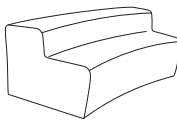
COM	GR1	GR2	GR3	GR4	GR5	GR6	GR7	GR8	GR9	GR10	LEA
\$2818	\$3036	\$3169	\$3313	\$3511	\$3656	\$3800	\$3946	\$4091	\$4236	\$4383	\$4534



7371 44" Straight 2 Step Unit

COM Yardage: Total: 6.5 Yds. / Steps: 3 Yds. / Sides: 2 Yds. / Back: 1.5 Yds.

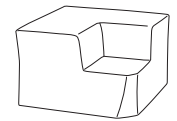
COM	GR1	GR2	GR3	GR4	GR5	GR6	GR7	GR8	GR9	GR10	LEA
\$2958	\$3390	\$3552	\$3727	\$3966	\$4144	\$4319	\$4495	\$4670	\$4847	\$5023	\$5205



7373 Curved 2 Step Unit

COM Yardage: Total: 8 Yds. / Steps: 6 Yds. / Sides: 2 Yds.

COM	GR1	GR2	GR3	GR4	GR5	GR6	GR7	GR8	GR9	GR10	LEA
\$3253	\$3685	\$3845	\$4023	\$4262	\$4438	\$4614	\$4790	\$4966	\$5143	\$5318	\$5503



7375 Corner 2 Step Unit

COM Yardage: Total: 8 Yds. / Steps: 6 Yds. / Sides: 2 Yds.

COM	GR1	GR2	GR3	GR4	GR5	GR6	GR7	GR8	GR9	GR10	LEA
\$4539	\$4945	\$5086	\$5240	\$5450	\$5603	\$5757	\$5911	\$6066	\$6218	\$6373	\$6534

NOTE: .75" LAMINATE FULL STEP TOP ON STRAIGHT UNITS ONLY

OPTIONS

Add upcharge to list price and code to model number

FR	CAL 133 (TB 133) Fire Retardant per yard	\$118	/yd.
MB2S	Moisture Barrier - 2 Step Unit	\$247	ea.
GD2	Flat Ganging Device for Soft Seating	\$107	per pair
2FO	Two Fabric Option	\$131	
3FO	Three fabric option	\$199	

BFB	Flat Back - Step Unit (For Back-to-back)	\$118	
BFSM	Laminate Top Full Step - Multi-ply Edge	\$759	
TABFB(-)	Fixed Blade Tablet (outside or inside, specify (L/R), shape A, B or C)	\$593	ea. tablet

DIMENSIONS	30" Straight 3 Step	36" Straight 3 Step	44" Straight 3 Step	30° Curve 3 Step	Corner 3 Step
Step 1 Depth:	13"	13"	13"	13"	13"
Step 2 Depth:	14"	14"	14"	14"	14"
Step 3 Depth:	4"	4"	4"	4"	4"
Step 1 Height:	14"	14"	14"	14"	14"
Step 2 Height:	24"	24"	24"	24"	24"
Overall Depth:	34"	34"	34"	34"/37"	36"
Overall Width:	30"	36"	44"	62"	36"
Overall Height:	30"	30"	30"	30"	30"
Qty./Wt.:	1 ea./65 lbs.	1 ea./71 lbs.	1 ea./81 lbs.	1 ea./110 lbs.	1 ea./78 lbs.




3 STEP CURVE
TWO FABRIC OPTION



3 STEP CORNER
TWO FABRIC OPTION


MODEL / DESCRIPTION / LIST PRICING



7393 30" straight-3 step

COM Yardage: Total: 6.5 Yds. / Steps: 3.25 Yds. / Sides: 2 Yds. / Back: 1.25 Yds.


COM	GR1	GR2	GR3	GR4	GR5	GR6	GR7	GR8	GR9	GR10	LEA
\$2949	\$3114	\$3226	\$3373	\$3636	\$3781	\$3926	\$4073	\$4217	\$4362	\$4506	\$4659



7395 36" straight-3 step

COM Yardage: Total: 6.5 Yds. / Steps: 3.25 Yds. / Sides: 2 Yds. / Back: 1.25 Yds.


COM	GR1	GR2	GR3	GR4	GR5	GR6	GR7	GR8	GR9	GR10	LEA
\$3187	\$3352	\$3465	\$3609	\$3874	\$4018	\$4165	\$4310	\$4454	\$4600	\$4745	\$4896



7370 44" Straight 3 Step Unit

COM Yardage: Total: 6.5 Yds. / Steps: 3 Yds. / Sides: 2 Yds. / Back: 1.5 Yds.

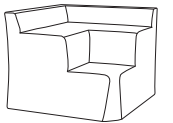
COM	GR1	GR2	GR3	GR4	GR5	GR6	GR7	GR8	GR9	GR10	LEA
\$3358	\$3622	\$3781	\$3958	\$4277	\$4453	\$4630	\$4806	\$4982	\$5157	\$5335	\$5520



7372 30° Curve 3 Step Unit

COM Yardage: Total: 11 Yds. / Steps: 9Yds. / Sides: 2 Yds.

COM	GR1	GR2	GR3	GR4	GR5	GR6	GR7	GR8	GR9	GR10	LEA
\$3695	\$3958	\$4119	\$4294	\$4614	\$4790	\$4966	\$5143	\$5318	\$5495	\$5670	\$5856



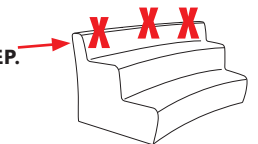
7374 Corner 3 Step Unit

COM Yardage: Total: 10.5 Yds. / Steps: 8.5 Yds. / Sides: 2 Yds.

COM	GR1	GR2	GR3	GR4	GR5	GR6	GR7	GR8	GR9	GR10	LEA
\$4996	\$5471	\$5610	\$5764	\$6043	\$6198	\$6351	\$6505	\$6660	\$6813	\$6968	\$7128

NOTE: .75" LAMINATE FULL STEP TOP ON STRAIGHT UNITS ONLY
LAMINATE TOP NOT AVAILABLE ON TOP STEP OF THREE-STEP UNIT

DISCLAIMER: THIRD STEP IS TO BE USED AS BACKREST ONLY, DO NOT STAND OR SIT ON THIRD STEP. FAILURE TO COMPLY WITH THIS DISCLAIMER COULD RESULT IN SERIOUS BODILY INJURY.



OPTIONS

Add upcharge to list price and code to model number

FR	CAL 133 (TB 133) Fire Retardant per yard	\$118	/yd.
MB3S	Moisture Barrier - 3 Step Unit	\$353	ea.
GD2	Flat Ganging Device for Soft Seating	\$107	per pair
2FO	Two Fabric Option	\$131	

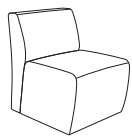
3FO	Three fabric option	\$199	
BFB	Flat Back - Step Unit (For Back-to-back)	\$118	
BFSM	Laminate Top Full Step - Multi-ply Edge	\$759	

DIMENSIONS	22" Straight	30" Straight	44" Straight	Corner
Seat Depth:	20"	20"	20"	20"
Seat Width:	22"	30"	44"	20"
Seat Height:	17"	17"	17"	17"
Overall Depth:	27"	27"	27"	28"
Overall Width:	22"	30"	44"	28"
Overall Height:	30"	30"	30"	30"
Qty./Wt.:	1 ea./75 lbs.	1 ea./90 lbs.	1 ea./110 lbs.	1 ea./82 lbs.



TWO SEAT MODULAR

MODEL / DESCRIPTION / LIST PRICING



7359 22" Straight Unit

COM Yardage: Total: 3.5 Yds. / Back: 2 Yds. / Seat: 1.5 Yds.


COM	GR1	GR2	GR3	GR4	GR5	GR6	GR7	GR8	GR9	GR10	LEA
\$1477	\$1585	\$1692	\$1814	\$1920	\$2043	\$2164	\$2287	\$2407	\$2531	\$2652	\$2827



7360 30" Straight Unit

COM Yardage: Total: 5 Yds. / Back: 2.5 Yds. / Seat: 2.5 Yds.

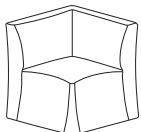
COM	GR1	GR2	GR3	GR4	GR5	GR6	GR7	GR8	GR9	GR10	LEA
\$1761	\$1892	\$2027	\$2182	\$2319	\$2471	\$2625	\$2776	\$2929	\$3083	\$3266	\$3440



7361 44" Straight Unit

COM Yardage: Total: 7 Yds. / Back: 3.5 Yds. / Seat: 3.5 Yds.

COM	GR1	GR2	GR3	GR4	GR5	GR6	GR7	GR8	GR9	GR10	LEA
\$2461	\$2643	\$2825	\$3010	\$3193	\$3375	\$3560	\$3743	\$3926	\$4109	\$4292	\$4469



7368 Corner Unit

COM Yardage: Total: 6 Yds. / Back: 4 Yds. / Seat: 2 Yds.

COM	GR1	GR2	GR3	GR4	GR5	GR6	GR7	GR8	GR9	GR10	LEA
\$2531	\$2698	\$2851	\$3019	\$3173	\$3340	\$3509	\$3676	\$3844	\$4012	\$4180	\$4356

OPTIONS

Add upcharge to list price and code to model number

FR	CAL 133 (TB 133) Fire Retardant per yard	\$118	/yd.
MB	Moisture Barrier (up to 60" overall width)	\$164	ea.
GD2	Flat Ganging Device for Soft Seating	\$107	per pair
2FO	Two Fabric Option	\$131	
3FO	Three fabric option	\$199	

TABFB(-)	Fixed Blade Tablet (outside or inside, specify (L/R), shape A, B or C)	\$593	ea. tablet
LAM5	Non-standard laminate (5 tablets or less)	\$554	ea. tablet
SST	Solid Surface Tablet - add to tablet option	\$271	ea. tablet

DIMENSIONS	30° Curve Inside	45° Curve Inside	60° Curve Inside
Seat Depth:	20"	20"	20"
Seat Width:	17"	25"	33"
Seat Height:	17"	17"	17"
Overall Depth:	27"/28"	27"/29.5"	27"/31.5"
Overall Width:	31"	46"	60"
Overall Height:	30"	30"	30"
Qty./Wt.:	1 ea./75 lbs.	1 ea./92 lbs.	1 ea./110 lbs.



60° INSIDE CURVE


MODEL / DESCRIPTION / LIST PRICING



7362 30° Inside Curve Unit

COM Yardage: Total: 4.25 Yds. / Back: 2.5 Yds. / Seat: 1.75 Yds.


COM	GR1	GR2	GR3	GR4	GR5	GR6	GR7	GR8	GR9	GR10	LEA
\$1624	\$1730	\$1837	\$1959	\$2067	\$2188	\$2311	\$2433	\$2556	\$2677	\$2800	\$2975



7363 45° Inside Curve Unit

COM Yardage: Total: 6.5 Yds. / Back: 3.5 Yds. / Seat: 3 Yds.

COM	GR1	GR2	GR3	GR4	GR5	GR6	GR7	GR8	GR9	GR10	LEA
\$2628	\$2730	\$2833	\$2949	\$3053	\$3172	\$3288	\$3406	\$3521	\$3640	\$3757	\$3928



7364 60° Inside Curve Unit

COM Yardage: Total: 8 Yds. / Back: 4.5 Yds. / Seat: 3.5 Yds.

COM	GR1	GR2	GR3	GR4	GR5	GR6	GR7	GR8	GR9	GR10	LEA
\$3085	\$3235	\$3389	\$3557	\$3709	\$3876	\$4044	\$4210	\$4381	\$4549	\$4717	\$4893

OPTIONS

Add upcharge to list price and code to model number

FR	CAL 133 (TB 133) Fire Retardant per yard	\$118	/yd.
MB	Moisture Barrier (up to 60" overall width)	\$164	ea.
GD2	Flat Ganging Device for Soft Seating	\$107	per pair
2FO	Two Fabric Option	\$131	
3FO	Three fabric option	\$199	

TABFB(-)	Fixed Blade Tablet (outside or inside, specify (L/R), shape A, B or C)	\$593	ea. tablet
LAM5	Non-standard laminate (5 tablets or less)	\$554	ea. tablet
SST	Solid Surface Tablet - add to tablet option	\$271	ea. tablet

DIMENSIONS	30° Curve Outside	45° Curve Outside	60° Curve Outside
Seat Depth:	20"	20"	20"
Seat Height:	17"	17"	17"
Back Height:	13"	13"	13"
Overall Depth:	27"/28"	27"/29.5"	27"/32"
Overall Width:	31"	46"	60"
Overall Height:	30"	30"	30"
Qty./Wt.:	1 ea./75 lbs.	1 ea./92 lbs.	1 ea./110 lbs.



60° OUTSIDE CURVE WITH
TWO FABRIC OPTION

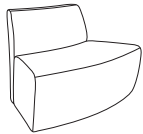
MODEL / DESCRIPTION / LIST PRICING



7365 30° Outside Curve Unit

COM Yardage: Total: 4.5 Yds. / Back: 2 Yds. / Seat: 2.5 Yds.

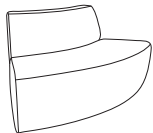
COM	GR1	GR2	GR3	GR4	GR5	GR6	GR7	GR8	GR9	GR10	LEA
\$1817	\$1939	\$2045	\$2166	\$2275	\$2397	\$2519	\$2641	\$2763	\$2886	\$3008	\$3183



7366 45° Outside Curve Unit

COM Yardage: Total: 7 Yds. / Back: 3 Yds. / Seat: 4 Yds.

COM	GR1	GR2	GR3	GR4	GR5	GR6	GR7	GR8	GR9	GR10	LEA
\$2737	\$2854	\$2959	\$3075	\$3179	\$3296	\$3413	\$3531	\$3649	\$3765	\$3884	\$4051



7367 60° Outside Curve Unit

COM Yardage: Total: 8 Yds. / Back: 3.5 Yds. / Seat: 4.5 Yds.

COM	GR1	GR2	GR3	GR4	GR5	GR6	GR7	GR8	GR9	GR10	LEA
\$3184	\$3353	\$3506	\$3674	\$3825	\$3993	\$4161	\$4329	\$4497	\$4666	\$4833	\$5007

OPTIONS

Add upcharge to list price and code to model number

FR	CAL 133 (TB 133) Fire Retardant per yard	\$118	/yd.
MB	Moisture Barrier (up to 60" overall width)	\$164	ea.
GD2	Flat Ganging Device for Soft Seating	\$107	per pair
2FO	Two Fabric Option	\$131	
3FO	Three fabric option	\$199	

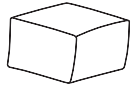
TABFB(-)	Fixed Blade Tablet (outside or inside, specify (L/R), shape A, B or C)	\$593	ea. tablet
LAM5	Non-standard laminate (5 tablets or less)	\$554	ea. tablet
SST	Solid Surface Tablet - add to tablet option	\$271	ea. tablet

DIMENSIONS	Single Seat Backless	Two Seat Backless	Backless Curve
Overall Depth:	27"	27"	27"/28"
Overall Width:	22"	44"	25"
Overall Height:	17"	17"	17"
Qty./Wt.:	1 ea./75 lbs.	1 ea./110 lbs.	1 ea./90 lbs.



SINGLE SEAT BACKLESS

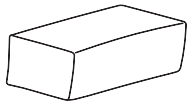
MODEL / DESCRIPTION / LIST PRICING



7350 22" Single Seat Backless Unit

COM Yardage: Total: 2.5 Yds. / Top: 1 Yds. / Sides: 1.5 Yds.

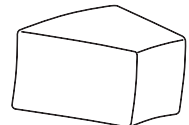
COM	GR1	GR2	GR3	GR4	GR5	GR6	GR7	GR8	GR9	GR10	LEA
\$1304	\$1410	\$1516	\$1639	\$1746	\$1869	\$1989	\$2112	\$2233	\$2356	\$2477	\$2654



7352 44" Two Seat Backless Unit

COM Yardage: Total: 4 Yds. / Top: 1.5 Yds. / Sides: 2.5 Yds.

COM	GR1	GR2	GR3	GR4	GR5	GR6	GR7	GR8	GR9	GR10	LEA
\$2155	\$2338	\$2521	\$2704	\$2888	\$3070	\$3254	\$3437	\$3621	\$3804	\$3987	\$4162



7354 30° Backless Curve

COM Yardage: Total: 2.5 Yds. / Top: 1 Yds. / Sides: 1.5 Yds.

COM	GR1	GR2	GR3	GR4	GR5	GR6	GR7	GR8	GR9	GR10	LEA
\$1523	\$1631	\$1737	\$1860	\$1966	\$2088	\$2210	\$2332	\$2454	\$2576	\$2698	\$2874

OPTIONS

Add upcharge to list price and code to model number

FR	CAL 133 (TB 133) Fire Retardant per yard	\$118	/yd.
MB	Moisture Barrier (up to 60" overall width)	\$164	ea.
GD2	Flat Ganging Device for Soft Seating	\$107	per pair
2FO	Two Fabric Option	\$131	
3FO	Three fabric option	\$199	

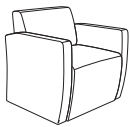
TABFB(-)	Fixed Blade Tablet (outside or inside, specify (L/R), shape A, B or C)	\$593	ea. tablet
LAM5	Non-standard laminate (5 tablets or less)	\$554	ea. tablet
SST	Solid Surface Tablet - add to tablet option	\$271	ea. tablet

DIMENSIONS	Single Seat	Two Seat
Seat Depth:	20"	20"
Seat Width:	22"	44"
Seat Height:	17"	17"
Overall Depth:	27"	27"
Overall Width:	28"	50"
Overall Height:	30"	30"
Qty./Wt.:	1 ea./115 lbs.	1 ea./130 lbs.



TWO SEAT LOUNGE


MODEL / DESCRIPTION / LIST PRICING



7390 Single Seat Lounge (Features Curved Back)

COM Yardage: Total: 6.5 Yds. / Back: 2 Yds. / Seat: 1.5 Yds. / Arms 3 Yds.

COM	GR1	GR2	GR3	GR4	GR5	GR6	GR7	GR8	GR9	GR10	LEA
\$2271	\$2593	\$2867	\$3019	\$3156	\$3309	\$3432	\$3583	\$3738	\$3889	\$4073	\$4376



7392 Two Seat Lounge (Features Curved Back)

COM Yardage: Total: 9 Yds. / Back: 3.5 Yds. / Seat: 2.5 Yds. / Arms 3 Yds.

COM	GR1	GR2	GR3	GR4	GR5	GR6	GR7	GR8	GR9	GR10	LEA
\$3407	\$3834	\$4018	\$4200	\$4431	\$4612	\$4796	\$4980	\$5163	\$5344	\$5529	\$5925

TABLET SHAPES

Three Tablet Shapes:

Choose from the three shapes shown and specify; A, B or C and left or right (outside tablet) when ordering.

Example: TABF-(A) Left - this would be a fixed shape A tablet on the left side (when seated).

Laminate Top: Tops are 3/4"

Tablet orders of 5 or less have 4 standard laminate colors:

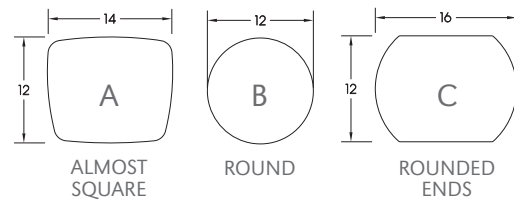
- Wilsonart Black 1595-60
- Wilsonart Montana Walnut 7110K-78
- Formica Brite White 459-58
- Nevamar Silver Alu Metalx MXT003

Edge: 6F Multi-Ply

Solid Surface Top:

Tablet orders of 5 or less have 4 standard Corian colors:

- Bone
- Canyon
- Glacier White
- Silver Grey



OPTIONS

Add upcharge to list price and code to model number

FR	CAL 133 (TB 133) Fire Retardant per yard	\$118	/yd.	TABR1-(L)	Removable Tablet (specify A, B or C, left or right arm)	\$756	ea. tablet
MB	Moisture Barrier (up to 60" overall width)	\$164	ea.	TABR2-(L)	Removable Tablet (specify A, B or C both arm openings)	\$893	ea. tablet
2FO	Two Fabric Option	\$131		SST	Solid Surface Tablet - Add To Tablet Option	\$271	ea. tablet
3FO	Three Fabric Option	\$199		SS5	Non-standard Solid Surface (5 tablets or less)	Call For Quote	
TAB-(L)	Swivel Tablet (Non-Removable (specify A, B or C, left or right arm)	\$653		LAM5	Non-standard laminate (5 tablets or less)	\$554	ea. tablet

DIMENSIONS	22" x 27"	30° Curve
Overall Depth:	27"	27"/28"
Overall Width:	22"	25"
Overall Height:	15"	15"
Qty./Wt.:	1 ea./75 lbs.	1 ea./90 lbs.

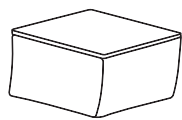


30° UPHOLSTERED TABLE

Laminate Top Note:

- Tops are 3/4" laminate
- Std with 6F multi-exposed core

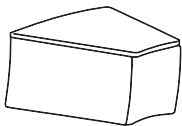
MODEL / DESCRIPTION / LIST PRICING



7350-T 22" Straight

COM Yardage: Total: 1.5 Yds.

COM	GR1	GR2	GR3	GR4	GR5	GR6	GR7	GR8	GR9	GR10	LEA
\$2249	\$2350	\$2452	\$2567	\$2669	\$2787	\$2903	\$3019	\$3135	\$3251	\$3367	\$3536



7354-T 30° Curve

COM Yardage: Total: 1.75 Yds.

COM	GR1	GR2	GR3	GR4	GR5	GR6	GR7	GR8	GR9	GR10	LEA
\$2553	\$2654	\$2756	\$2874	\$2974	\$3089	\$3207	\$3322	\$3440	\$3555	\$3673	\$3841

OPTIONS

Add upcharge to list price and code to model number

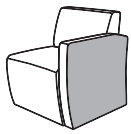
FR	CAL 133 (TB 133) Fire Retardant per yard	\$118	/yd.
MB	Moisture Barrier (up to 60" overall width)	\$164	ea.
GD2	Flat Ganging Device for Soft Seating	\$107	per pair

2FO	Two Fabric Option	\$131	
3FO	Three Fabric Option	\$199	

DIMENSIONS	Left or Right Arm	Center Arm
Overall Depth:	19"	19"
Overall Width:	3"	3"
Overall Height:	25"	25"
Qty./Wt.:	1 ea./20 lbs.	1 ea./10 lbs.



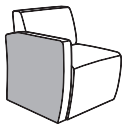
MODEL / DESCRIPTION / LIST PRICING



7388L Left Outside Arm

COM Yardage: Total: 1.5 Yds.

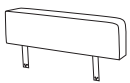
COM	GR1	GR2	GR3	GR4	GR5	GR6	GR7	GR8	GR9	GR10	LEA
\$336	\$397	\$444	\$504	\$550	\$596	\$641	\$687	\$749	\$808	\$870	\$1007



7388R Right Outside Arm

COM Yardage: Total: 1.5 Yds.

COM	GR1	GR2	GR3	GR4	GR5	GR6	GR7	GR8	GR9	GR10	LEA
\$336	\$397	\$444	\$504	\$550	\$596	\$641	\$687	\$749	\$808	\$870	\$1007



7388C Center Arm

COM Yardage: Total: 1 Yds.

COM	GR1	GR2	GR3	GR4	GR5	GR6	GR7	GR8	GR9	GR10	LEA
\$331	\$392	\$437	\$497	\$544	\$590	\$636	\$683	\$741	\$803	\$864	\$1002

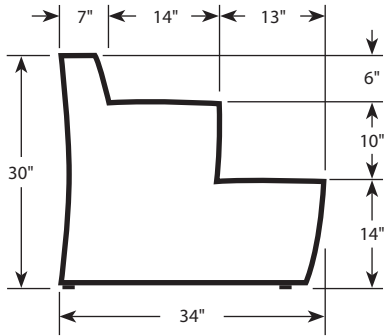
OPTIONS

Add upcharge to list price and code to model number

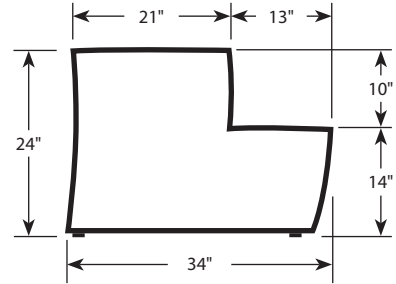
FR	CAL 133 (TB 133) Fire Retardant per yard	\$118	/yd.
MB	Moisture Barrier (up to 60" overall width)	\$164	ea.

GD2	Flat Ganging Device for Soft Seating	\$107	per pair
2FO	Two Fabric Option	\$131	

THREE-STEPS DIMENSIONS

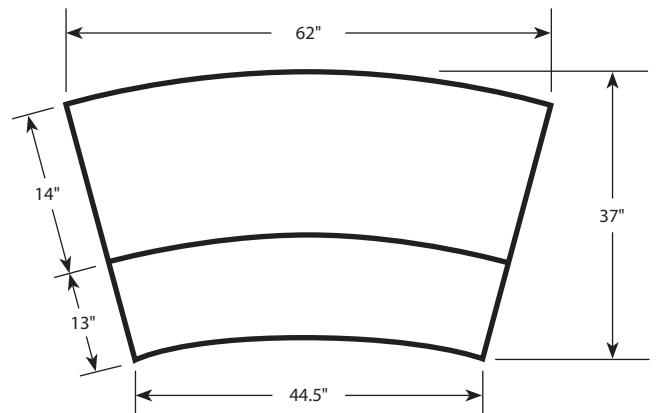
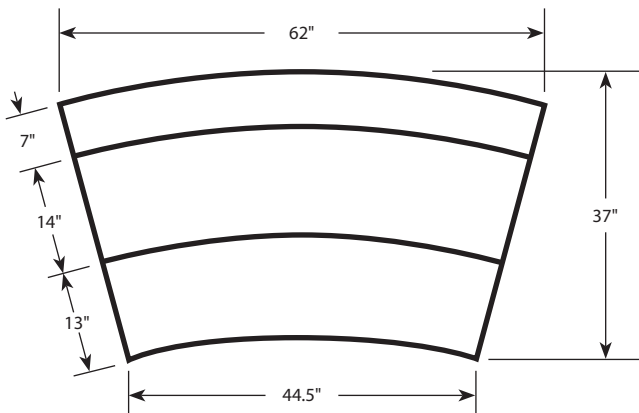
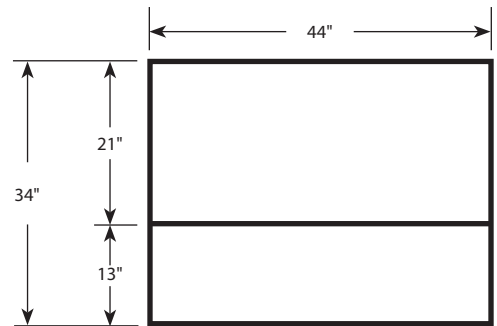
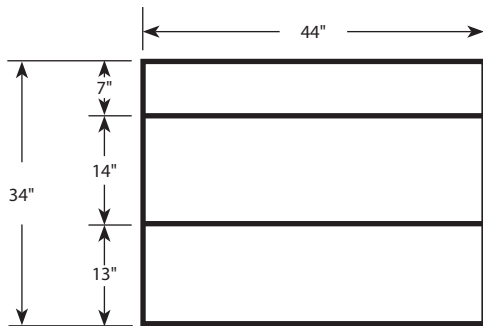


TWO-STEPS DIMENSIONS



Step Unit Note:

Step units are also available with optional flat back, ideal for back-to-back applications



DIMENSIONS	Single Seat Modular	Single Seat Backless	18" Modular Uph. Table
Seat Depth:	17.5"	23"	-
Seat Height:	15"	15"	-
Table Height:	-	-	13"
Overall Depth:	24"	24"	24"
Overall Width:	18"	18"	18"
Overall Height:	28"	15"	14"
Qty./Wt.:	1 ea./75 lbs.	1 ea./90 lbs.	1 ea./110 lbs.

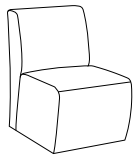


SINGLE SEAT

Laminate Top Note:

Table tops are 3/4" laminate with multi-ply edge

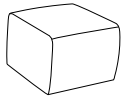
MODEL / DESCRIPTION / LIST PRICING



7380 Single Seat Jr. Size Modular Unit

COM Yardage: Total: 6 Yds. / Back: 2 Yds. / Seat: 1.5 Yds.

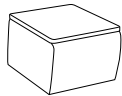
COM	GR1	GR2	GR3	GR4	GR5	GR6	GR7	GR8	GR9	GR10	LEA
\$1284	\$1389	\$1496	\$1619	\$1726	\$1846	\$1970	\$2091	\$2214	\$2335	\$2459	\$2634



7381 Single Seat Jr. Size Backless Modular Unit

COM Yardage: Total: 2.5 Yds. / Top: 1 Yds. / Sides: 1.5 Yds.

COM	GR1	GR2	GR3	GR4	GR5	GR6	GR7	GR8	GR9	GR10	LEA
\$1200	\$1306	\$1415	\$1536	\$1641	\$1763	\$1885	\$2008	\$2130	\$2252	\$2374	\$2549



7382-T 18" x 24" Jr. Size Upholstered Modular Table with Laminate Top

COM Yardage: Total: 1.5 Yds.

COM	GR1	GR2	GR3	GR4	GR5	GR6	GR7	GR8	GR9	GR10	LEA
\$1762	\$1869	\$1973	\$2094	\$2200	\$2321	\$2442	\$2564	\$2685	\$2806	\$2927	\$3101

OPTIONS

Add upcharge to list price and code to model number

FR	CAL 133 (TB 133) Fire Retardant per yard	\$118	/yd.
MB	Moisture Barrier (up to 60" overall width)	\$164	ea.

GD2	Flat Ganging Device for Soft Seating	\$107	per pair
2FO	Two Fabric Option	\$131	

DIMENSIONS	30° Curve Modular	30° Curve Backless	30° Curve Uph. Table
Seat Depth:	17.5"	23"	-
Seat Height:	15"	15"	-
Table Height:	-	-	13"
Overall Depth:	24"/25"	24"/25"	24"/25"
Overall Width:	25"	25"	25"
Overall Height:	28"	15"	14"
Qty./Wt.:	1 ea./75 lbs.	1 ea./90 lbs.	1 ea./110 lbs.




30° BACKLESS UNIT

Laminate Top Note:

Table tops are 3/4" laminate with multi-ply edge

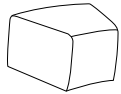
MODEL / DESCRIPTION / LIST PRICING



7383 30° Curve Jr. Size Modular Unit

COM Yardage: Total: 3.5 Yds. / Back: 2 Yds. / Seat: 1.5 Yds.

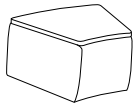
COM	GR1	GR2	GR3	GR4	GR5	GR6	GR7	GR8	GR9	GR10	LEA
\$1797	\$1903	\$2009	\$2131	\$2239	\$2359	\$2484	\$2605	\$2728	\$2849	\$2972	\$3146



7384 30° Curve Jr. Size Backless Modular Unit

COM Yardage: Total: 2.5 Yds. / Top: 1 Yds. / Sides: 1.5 Yds.

COM	GR1	GR2	GR3	GR4	GR5	GR6	GR7	GR8	GR9	GR10	LEA
\$1677	\$1784	\$1892	\$2014	\$2120	\$2243	\$2364	\$2487	\$2608	\$2731	\$2852	\$3027



7385-T 30° Curve Jr. Size Upholstered Modular Table with Laminate Top

COM Yardage: Total: 1.5 Yds.

COM	GR1	GR2	GR3	GR4	GR5	GR6	GR7	GR8	GR9	GR10	LEA
\$2229	\$2336	\$2442	\$2564	\$2672	\$2794	\$2917	\$3039	\$3161	\$3283	\$3405	\$3579

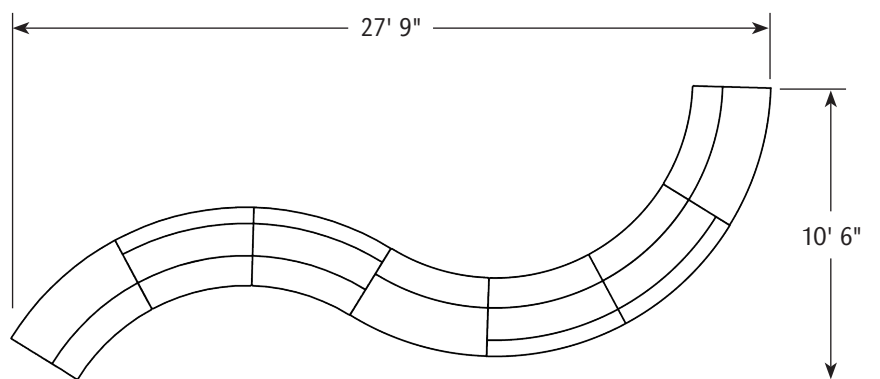
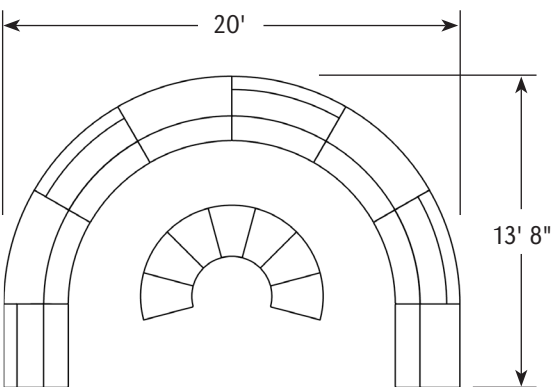
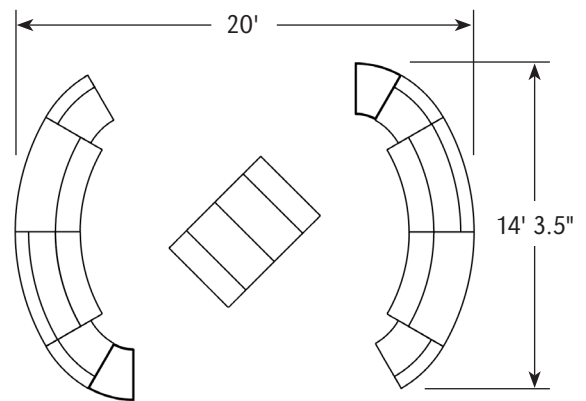
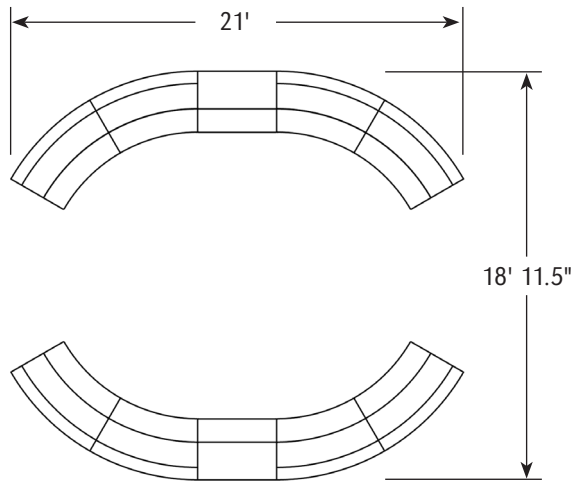
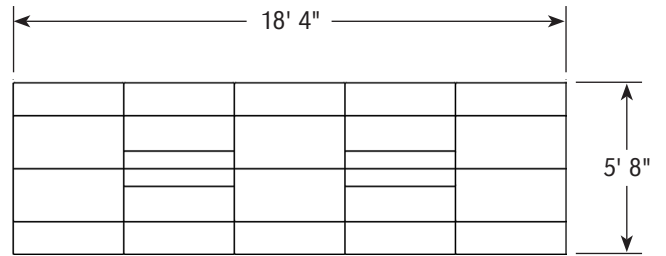
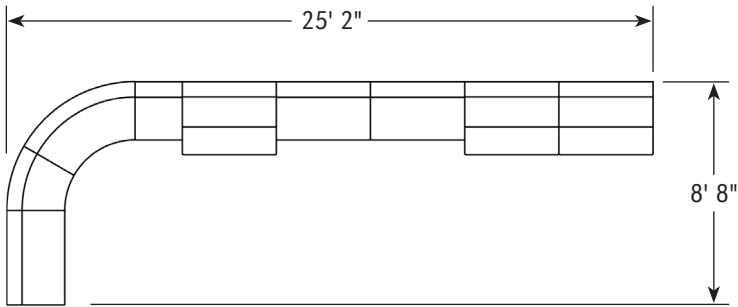
OPTIONS

Add upcharge to list price and code to model number

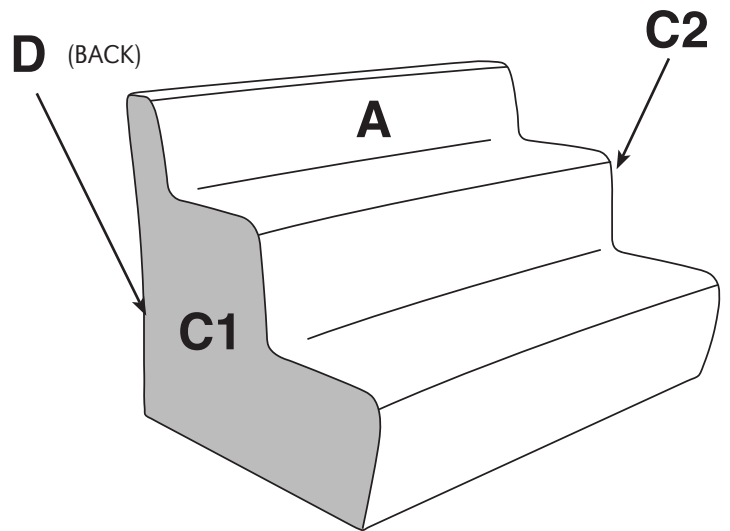
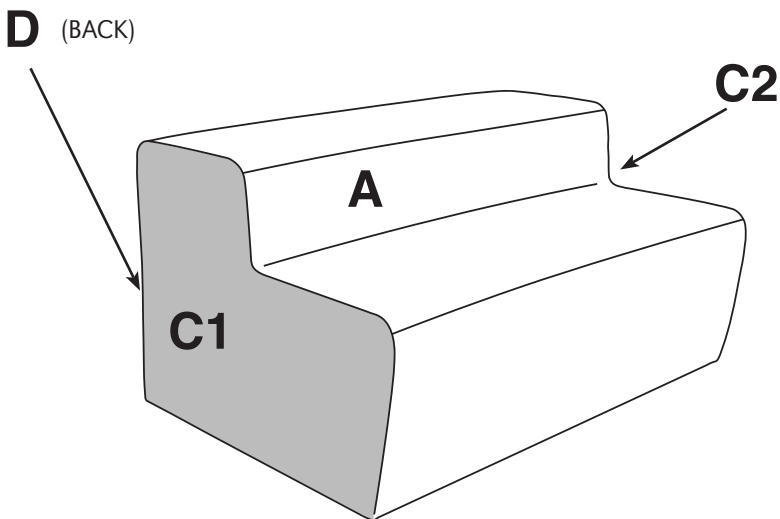
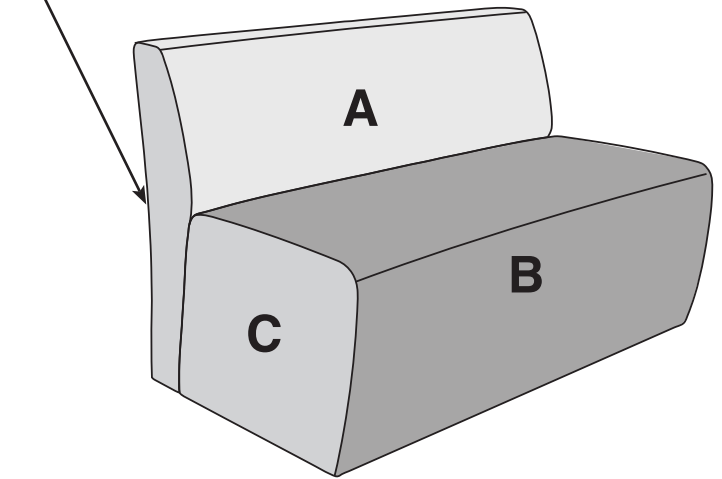
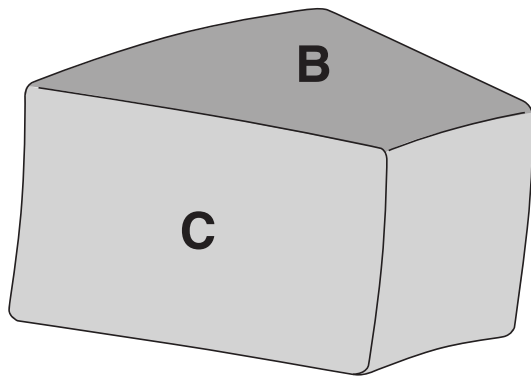
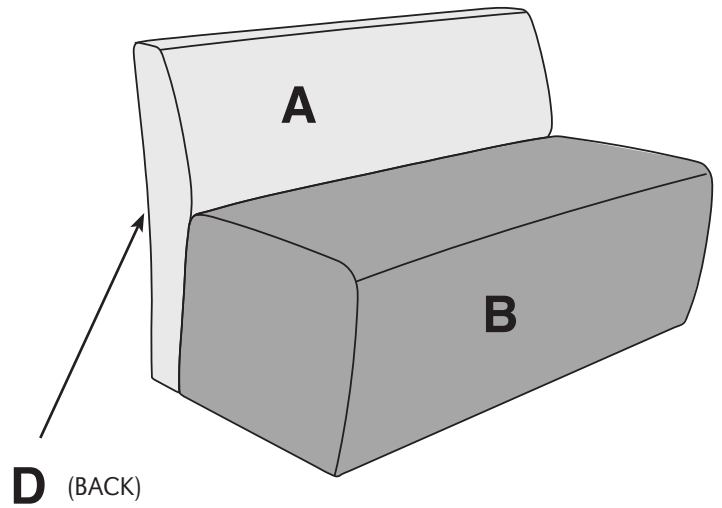
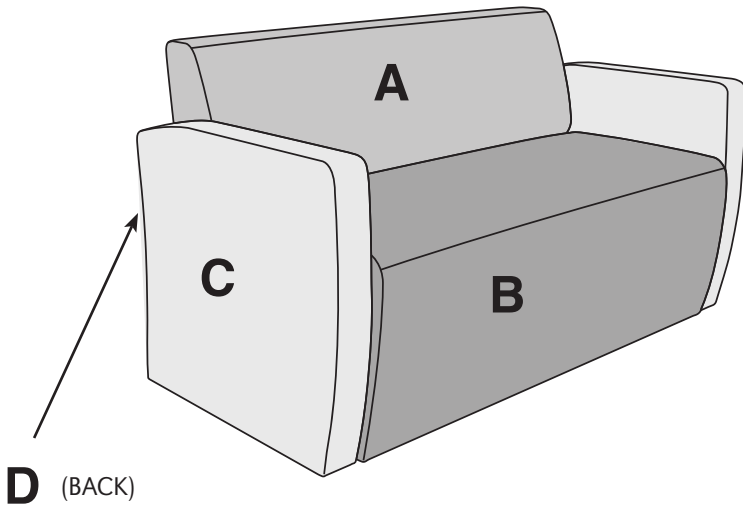
FR	CAL 133 (TB 133) Fire Retardant per yard	\$118	/yd.
MB	Moisture Barrier (up to 60" overall width)	\$164	ea.

GD2	Flat Ganging Device for Soft Seating	\$107	per pair
2FO	Two Fabric Option	\$131	

SAMPLE CONFIGURATIONS



FABRIC PLACEMENT



BRUNO

Bruno chairs and stools are comfortable, versatile and stackable. Bruno comes standard with upholstered back and seat or upholstered seat and wood back. It also comes in five stylish colors and a polished chrome frame.



ARM CHAIR SHOWN WITH WOOD BACK AND UPHOLSTERED SEAT



ARM CHAIR SHOWN WITH UPHOLSTERED BACK AND SEAT

ORDERING INFORMATION

To Order Please Specify:

- 1) Series Name
- 2) Model Number
- 3) Quantity
- 4) Frame Finish
- 5) Fabric Grade and Number
- 6) Wood Stain Color
- 7) Optional Items

CHAIRS	WEIGHT LIMIT
Standard Seat	350 lbs.
Mid Width	500 lbs.
Bariatric	750 lbs.

STANDARD BASE FINISHES

4 Leg: Polished Chrome

OPTIONAL BASE FINISHES

4 Leg: Standard Powder Coat

GENERAL SPECIFICATIONS

Upholstery

Upholstered seats and backs are fully upholstered over a contoured multi-ply wood shell. Chair can be upholstered with fabric, crypton, vinyl, leather or approved COM.

Base Details

4-Leg Frame: Frame is fully welded. 0.875" dia. 14-gauge steel tubing finished in polished chrome with adjustable steel glides installed.

Poly Arms

Bruno offers stylish and durable color-matched poly arms with optional wood arm caps available.

Wood Back

Wood backrest is available for all chair widths in all of our standard transparent wood stain colors.

Stacking

All Bruno chairs will stack including stools without arms:*

- 4-Leg: all seats ON FLOOR: **4 high**
- Arm Chair: all seats ON FLOOR: **4 high**
- Barstool: all seats ON FLOOR: **3 high**

***Stacking quantities listed are estimates at this time.**

Black

Charcoal

Light Gray

White

Navy Blue



POLY ARM COLORS

OPTIONS

- CODE: FR - CAL 133 (TB 133) Fire Retardant
- CODE: MBC - Moisture Barrier Chair
- CODE: SF - Powder Coat Finish
- CODE: WAC - Wood Arm Caps
- CODE: 2FO/C - Two Fabrics (Seat and Back)
- CODE: WS - Wall Saver Frame (Chair Only)
- CODE: CH - Counter Height Stool
- CODE: SH - Specialty Height (22" Lowest Seat Height)
- CODE: BHG - Handgrip Cutout (Wood Back)
- CODE: BPH - Perforated Holes Cutout (Wood Back)
- CODE: ENG - Laser Engraving Design (Wood Back)



ARM CHAIR WITH TWO FABRICS, WOOD ARM CAPS
AND BLACK POWDER COAT FRAME FINISH



WALL SAVER FRAME
(CHAIR ONLY)



WOOD ARM CAP DETAIL

WOOD BACK OPTIONS



HAND GRIP CUTOUT



PERFORATED HOLES CUTOUT



LASER ENGRAVING

DIMENSIONS	4-Leg Chair	Mid-width	Bar Stool
Seat Width:	17"	20"	17"
Seat Height:	18"	18"	29.5"
Seat Depth:	18"	18"	18"
Overall Depth:	21"	21"	21"
Overall Width:	19.5"	21"	21"
Overall Height:	32.5"	32.5"	44"
Qty./Wt. per carton:	2 ea./56 lbs.	2 ea./58 lbs.	2 ea./68 lbs.



4 LEG CHAIR

MODEL / DESCRIPTION / LIST PRICING



7460 4-Leg - Upholstered Back and Seat

COM Yardage Total: 1.0 Yds / Back: 0.75 Yds / Seat: 0.75 Yds

COM	GR1	GR2	GR3	GR4	GR5	GR6	GR7	GR8	GR9	GR10	LEA
\$577	\$619	\$643	\$669	\$695	\$724	\$753	\$781	\$815	\$848	\$880	\$1042



7460MID 4-Leg Mid Width - Upholstered Back and Seat

COM Yardage Total: 1.5 Yds / Back: 0.75 Yds / Seat: 0.75 Yds

COM	GR1	GR2	GR3	GR4	GR5	GR6	GR7	GR8	GR9	GR10	LEA
\$719	\$767	\$799	\$831	\$864	\$898	\$935	\$972	\$1011	\$1052	\$1095	\$1292



7466 4-Leg Barstool - Upholstered Back and Seat

COM Yardage Total: 1.0 Yds / Back: 0.75 Yds / Seat: 0.75 Yds

COM	GR1	GR2	GR3	GR4	GR5	GR6	GR7	GR8	GR9	GR10	LEA
\$812	\$870	\$904	\$941	\$979	\$1017	\$1059	\$1101	\$1145	\$1190	\$1237	\$1464

Note: Please specify frame end caps and underseat plastic colors (Mid Width will not have an underseat).

OPTIONS

Add upcharge to list price and code to model number

FR	CAL 133 (TB 133) Fire Retardant per yard	\$118	/yd.
MBC	Moisture Barrier Chair	\$84	ea.
SF	Powder Coat Finish (Chair)	\$63	
SF	Powder Coat Finish (Stool)	\$76	

WS	Wall Saver Frame	\$49	
CH	Counter Height Stool	\$37	
SH	Specialty Height (22" Lowest Seat Height) 7466 Only	\$37	
2FO/C	Two Fabrics (Seat and Back)	\$67	

DIMENSIONS	Arm Chair	Mid-width	Bariatric	Bar Stool / Arms
Inside Width:	17"	20"	24"	17"
Seat Height:	18"	18"	18"	29.5"
Seat Depth:	18"	18"	18"	18"
Arm Height:	26"	26"	26"	37.5"
Overall Depth:	21"	21"	21"	21"
Overall Width:	23"	25.5"	29.5"	23"
Overall Height:	32.5"	32.5"	32.5"	44"
Qty./Wt. per carton:	2 ea./56 lbs.	2 ea./58 lbs.	2 ea./62 lbs.	2 ea./68 lbs.



ARM CHAIR

MODEL / DESCRIPTION / LIST PRICING



7462 Arm Chair - Upholstered Back and Seat

COM Yardage Total: 1.5 Yds / Back: 0.75 Yds / Seat: 0.75 Yds

COM	GR1	GR2	GR3	GR4	GR5	GR6	GR7	GR8	GR9	GR10	LEA
\$637	\$681	\$709	\$737	\$766	\$798	\$829	\$863	\$897	\$933	\$971	\$1146



7462MID Mid Width Arm Chair - Upholstered Back and Seat

COM Yardage Total: 1.5 Yds / Back: 0.75 Yds / Seat: 0.75 Yds

COM	GR1	GR2	GR3	GR4	GR5	GR6	GR7	GR8	GR9	GR10	LEA
\$776	\$831	\$864	\$898	\$935	\$972	\$1011	\$1052	\$1095	\$1138	\$1183	\$1397



7464 Bariatric Arm Chair - Upholstered Back and Seat

COM Yardage Total: 2.25 Yds / Back: 1.25 Yds / Seat: 1.0 Yds

COM	GR1	GR2	GR3	GR4	GR5	GR6	GR7	GR8	GR9	GR10	LEA
\$1159	\$1240	\$1290	\$1341	\$1396	\$1453	\$1510	\$1571	\$1633	\$1700	\$1765	\$2087



7468 Barstool with Arms - Upholstered Back and Seat

COM Yardage Total: 1.5 Yds / Back: 0.75 Yds / Seat: 0.75 Yds

COM	GR1	GR2	GR3	GR4	GR5	GR6	GR7	GR8	GR9	GR10	LEA
\$901	\$966	\$1002	\$1044	\$1086	\$1130	\$1173	\$1220	\$1271	\$1320	\$1374	\$1623

Note: Please specify arm and underseat plastic colors (Mid Width and Bariatric will not have an underseat).

OPTIONS

Add upcharge to list price and code to model number

FR	CAL 133 (TB 133) Fire Retardant per yard	\$118	/yd.
MBC	Moisture Barrier Chair	\$84	ea.
SF	Powder Coat Finish (Chair)	\$63	
SF	Powder Coat Finish (Stool)	\$76	
WS	Wall Saver Frame	\$49	

CH	Counter Height Stool	\$37	
SH	Specialty Height (22" Lowest Seat Height) 7468 Only	\$37	
WAC	Wood Arm Caps	\$231	/pair
2FO/C	Two Fabrics (Seat and Back)	\$67	



4 LEG CHAIR

DIMENSIONS	4-Leg Chair	Mid-width	Bar Stool
Seat Width:	17"	20"	17"
Seat Height:	18"	18"	29.5"
Seat Depth:	18"	18"	18"
Overall Depth:	21"	21"	21"
Overall Width:	19.5"	21"	21"
Overall Height:	32.5"	32.5"	44"
Qty./Wt. per carton:	2 ea./56 lbs.	2 ea./58 lbs.	2 ea./68 lbs.

MODEL / DESCRIPTION / LIST PRICING



7470 4-Legs - Wood Back / Upholstered Seat

COM Yardage: 0.75 Yards

COM	GR1	GR2	GR3	GR4	GR5	GR6	GR7	GR8	GR9	GR10	LEA
\$644	\$690	\$719	\$745	\$775	\$807	\$838	\$871	\$906	\$944	\$981	\$1159



7470MID 4-Leg Mid Width - Wood Back / Upholstered Seat

COM Yardage: 0.75 Yards

COM	GR1	GR2	GR3	GR4	GR5	GR6	GR7	GR8	GR9	GR10	LEA
\$850	\$909	\$945	\$982	\$1024	\$1066	\$1106	\$1149	\$1197	\$1246	\$1295	\$1531



7476 4-Leg Barstool - Wood Back / Upholstered Seat

COM Yardage: 0.75 Yards

COM	GR1	GR2	GR3	GR4	GR5	GR6	GR7	GR8	GR9	GR10	LEA
\$945	\$1011	\$1053	\$1095	\$1138	\$1183	\$1231	\$1279	\$1332	\$1383	\$1440	\$1702

Note: Please specify end caps and underseat plastic colors (Mid Width will not have an underseat).

OPTIONS

Add upcharge to list price and code to model number

FR	CAL 133 (TB 133) Fire Retardant per yard	\$118	/yd.
MBC	Moisture Barrier Chair	\$84	ea.
SF	Powder Coat Finish (Chair)	\$63	
SF	Powder Coat Finish (Stool)	\$76	
WS	Wall Saver Frame	\$49	

CH	Counter Height Stool	\$37	
SH	Specialty Height (22" Lowest Seat Height) 7476 Only	\$37	
BHG	Bruno Hand Grip Cutout Design	\$63	
BPH	Bruno Perforated Hole Cutout Design	\$76	
ENG	Laser Engraving Back Design*	\$111	

*One time setup fee of \$294. Minimum 12 chairs (of same design and series)

DIMENSIONS	Arm Chair	Mid-width	Bariatric	Bar Stool / Arms
Inside Width:	17"	20"	24"	17"
Seat Height:	18"	18"	18"	29.5"
Seat Depth:	18"	18"	18"	18"
Arm Height:	26"	26"	26"	37.5"
Overall Depth:	21"	21"	21"	21"
Overall Width:	23"	25.5"	29.5"	23"
Overall Height:	32.5"	32.5"	32.5"	44"
Qty./Wt. per carton:	2 ea./56 lbs.	2 ea./58 lbs.	2 ea./62 lbs.	2 ea./68 lbs.



ARM CHAIR

MODEL / DESCRIPTION / LIST PRICING



7472 Arm Chair - Wood Back / Upholstered Seat COM Yardage: 0.75 Yards

COM	GR1	GR2	GR3	GR4	GR5	GR6	GR7	GR8	GR9	GR10	LEA
\$703	\$753	\$781	\$812	\$848	\$880	\$915	\$953	\$990	\$1028	\$1070	\$1264



7472MID Mid Width Arm Chair - Wood Back / Upholstered Seat COM Yardage: 0.75 Yards

COM	GR1	GR2	GR3	GR4	GR5	GR6	GR7	GR8	GR9	GR10	LEA
\$907	\$972	\$1011	\$1052	\$1095	\$1138	\$1183	\$1231	\$1279	\$1331	\$1383	\$1635



7474 Bariatric Arm Chair - Wood Back / Upholstered Seat COM Yardage: 1.0 Yards

COM	GR1	GR2	GR3	GR4	GR5	GR6	GR7	GR8	GR9	GR10	LEA
\$1262	\$1350	\$1406	\$1462	\$1520	\$1582	\$1643	\$1709	\$1777	\$1848	\$1923	\$2274



7478 Barstool with Arms - Wood Back / Upholstered Seat COM Yardage: 0.75 Yards

COM	GR1	GR2	GR3	GR4	GR5	GR6	GR7	GR8	GR9	GR10	LEA
\$1033	\$1105	\$1148	\$1197	\$1243	\$1294	\$1345	\$1399	\$1455	\$1513	\$1573	\$1861

Note: Please specify arms and underseat plastic colors (Mid Width and Bariatric will not have an underseat).

OPTIONS

Add upcharge to list price and code to model number

FR	CAL 133 (TB 133) Fire Retardant per yard	\$118	/yd.
MBC	Moisture Barrier Chair	\$84	ea.
SF	Powder Coat Finish (Chair)	\$63	
SF	Powder Coat Finish (Stool)	\$76	
WS	Wall Saver Frame	\$49	
CH	Counter Height Stool	\$37	

SH	Specialty Height (22" Lowest Seat Height) 7478 Only	\$37	
WAC	Wood Arm Caps	\$231	/pair
BHG	Bruno Hand Grip Cutout Design	\$63	
BPH	Bruno Perforated Hole Cutout Design	\$76	
ENG	Laser Engraving Back Design*	\$111	

*One time setup fee of \$294. Minimum 12 chairs (of same design and series)

BRYANT

The Bryant guest and lounge chairs have an angled barrel design with an open back. The clean-lined silhouette has a smooth connection of the arms to the back, a perfect fitting for high-end lounge areas. Great for a lobby, lounge, collaborative and meeting spaces.



GUEST CHAIR
WITH BENTWOOD LEGS



LOUNGE CHAIR
WITH WOOD POST LEGS

ORDERING INFORMATION

To Order Please Specify:

- 1) Series Name
- 2) Model Number
- 3) Quantity
- 4) Fabric Grade & Number
- 5) Frame Finishes
- 6) Optional Items

SOFT SEATING	WEIGHT LIMIT
Metal Legs	500 lbs.
Wood Legs	350 lbs.

STANDARD BASE FINISHES

Guest

- 4 Leg:** Polished Chrome
- 4-Star Steel Base:** Polished Chrome
- Cross Sled Wire Frame:** Polished Chrome
- 5-Star Swivel on Casters:** Polished Chrome Only
- Bentwood Legs:** Standard Wood Stain
- 4 Leg with Metal Grid:** Polished Chrome

Lounge

- Slanted Sled Base:** Polished Chrome
- 4-Star Steel Base:** Polished Chrome
- Wood Post Legs:** Standard Wood Stain

OPTIONAL BASE FINISHES

Guest

- 4 Leg:** Standard Powder Coat
- Cross Sled Wire Frame:** Standard Powder Coat
- 4 Leg with Metal Grid:** Standard Powder Coat

Lounge

- Slanted Sled Base:** Standard Powder Coat

GENERAL SPECIFICATIONS

Upholstery / Foam

Cold injected urethane molded foam with inner steel welded frame.

Graded-In & COM Fabric Testing

Due to the complexity of the upholstery process, please submit your Graded-in/COM for testing. A 10"x10" sample is required. **ALL FABRIC MUST BE PRE APPROVED.** Please see Approved Fabrics link under product webpage images.

Guest Base Details

4 Leg: Frames are fully welded 14-gauge, 1" diameter tubular steel with steel glides

4 Star Steel Swivel: 360° swivel, polished chrome steel construction with fixed seat height and adjustable steel glides included. This is a non auto-return base.

Cross Sled Wire Frame: .50" diameter, cold roll steel continuous solid rod with plastic glides.

5-Star Swivel Casters: 360° swivel, polished aluminum construction with adjustable seat height with black carpet casters

Bentwood Legs: 1-7/8" Beech wood that tapers down to 1-5/8", with 1/8" plastic nail-in glides.

4 Leg with Metal Grid: Frame is fully welded with .63" diameter angled tubing with unique metal grid with adjustable steel glides.

Lounge Base Details

Slanted Sled Base: Frame is fully welded with .5" diameter tubing with plastic glides.

4 Star Steel Swivel: 360° swivel, polished chrome steel construction with fixed seat height and adjustable steel glides included. This is a non auto-return base.

Wood Post Legs: Beech wood leg that is 2.30" at the top and tapers down to 1.25", with 1/8" plastic nail-in glides.

OPTIONS

- CODE: FR - CAL 133 (TB 133) Fire Retardant
- CODE: MB - Moisture Barrier (per seat)
- CODE: SF - Powder Coat Finish
- CODE: BFC - Black Hard Floor & Carpet Casters

DIMENSIONS	4 Leg	4-Star Steel Base	Cross Sled Wire Frame	5-Star Swivel w/ Casters
Seat Height:	17"	17.5"	17.5"	18-20.5"
Seat Width:	18" (Front) 14" (Back)	18" (Front) 14" (Back)	18" (Front) 14" (Back)	18" (Front) 14" (Back)
Seat Depth	17"	17"	17"	17"
Overall Height:	30"	31.5"	30.5"	31.5-34"
Overall Width:	24.5"	24.5"	24.5"	25"
Overall Depth:	24"	23.75"	24"	25"
Qty./Wt.:	1 ea./21.4 lbs.	1 ea./26 lbs.	1 ea./19.6 lbs.	1 ea./25.8 lbs.



4 LEG

CROSS SLED WIRE FRAME

MODEL / DESCRIPTION / LIST PRICING



8748 4 Leg

COM Yardage: 2-1/2 Yds.

COM	GR1	GR2	GR3	GR4	GR5	GR6	GR7	GR8	GR9	GR10	LEA
\$1358	\$1442	\$1527	\$1610	\$1701	\$1791	\$1883	\$1972	\$2063	\$2153	\$2244	\$2522



8750 4-Star Steel Swivel

COM Yardage: 2-1/2 Yds.

COM	GR1	GR2	GR3	GR4	GR5	GR6	GR7	GR8	GR9	GR10	LEA
\$1388	\$1472	\$1556	\$1640	\$1730	\$1820	\$1912	\$2001	\$2093	\$2182	\$2274	\$2552



8752 Cross Sled Wire Frame

COM Yardage: 2-1/2 Yds.

COM	GR1	GR2	GR3	GR4	GR5	GR6	GR7	GR8	GR9	GR10	LEA
\$1452	\$1536	\$1620	\$1705	\$1794	\$1886	\$1975	\$2067	\$2157	\$2248	\$2338	\$2616



8754 5-Star Swivel with Casters

COM Yardage: 2-1/2 Yds.

COM	GR1	GR2	GR3	GR4	GR5	GR6	GR7	GR8	GR9	GR10	LEA
\$1480	\$1565	\$1650	\$1733	\$1824	\$1914	\$2006	\$2095	\$2187	\$2276	\$2367	\$2644

OPTIONS

Add upcharge to list price and code to model number

FR	CAL 133 (TB 133) Fire Retardant per yard	\$118	/yd.
MB	Moisture Barrier (per seat)	\$164	ea.

SF	Powder Coat Finish	\$63	
BFC	Black Hard Floor & Carpet Casters	\$44	per chair

DIMENSIONS	Bentwood Legs	4 Legs w/ Metal Grid
Seat Height:	18.5"	18.5"
Seat Width:	18" (Front) 14" (Back)	18" (Front) 14" (Back)
Seat Depth	17"	17"
Overall Height:	31.5"	32.5"
Overall Width:	24.5"	24.5"
Overall Depth:	24"	24"
Qty./Wt.:	1 ea./25.2 lbs.	1 ea./24.2 lbs.



BENTWOOD LEGS



4 LEGS WITH METAL GRID

MODEL / DESCRIPTION / LIST PRICING



8756 Bentwood Legs

COM Yardage: 2-1/2 Yds.

COM	GR1	GR2	GR3	GR4	GR5	GR6	GR7	GR8	GR9	GR10	LEA
\$1824	\$1907	\$1992	\$2076	\$2166	\$2257	\$2348	\$2437	\$2529	\$2618	\$2710	\$2988



8758 4 Legs with Metal Grid

COM Yardage: 2-1/2 Yd.

COM	GR1	GR2	GR3	GR4	GR5	GR6	GR7	GR8	GR9	GR10	LEA
\$1669	\$1753	\$1836	\$1920	\$2011	\$2102	\$2192	\$2283	\$2373	\$2463	\$2555	\$2833

OPTIONS

Add upcharge to list price and code to model number

FR	CAL 133 (TB 133) Fire Retardant per yard	\$118	/yd.
MB	Moisture Barrier (per seat)	\$164	ea.

SF	Powder Coat Finish	\$63	
----	--------------------	------	--

DIMENSIONS	Slanted Sled Base	4-Star Steel Base	Wood Post Legs
Seat Height:	17"	17"	17.5"
Seat Width:	22" (Front) 17" (Back)	22" (Front) 17" (Back)	22" (Front) 17" (Back)
Seat Depth	20"	20"	20"
Overall Height:	31.5"	31.5"	32"
Overall Width:	28.5"	28.5"	28.5"
Overall Depth:	26"	26"	26"
Qty./Wt.:	1 ea./38.5 lbs.	1 ea./29 lbs.	1 ea./37.8 lbs.



SLANTED SLED BASE

MODEL / DESCRIPTION / LIST PRICING



8759 Slanted Sled Base COM Yardage: 3 Yds.

COM	GR1	GR2	GR3	GR4	GR5	GR6	GR7	GR8	GR9	GR10	LEA
\$1992	\$2076	\$2161	\$2244	\$2335	\$2425	\$2515	\$2606	\$2696	\$2788	\$2877	\$3156



8761 4-Star Steel Base COM Yardage: 3 Yds.

COM	GR1	GR2	GR3	GR4	GR5	GR6	GR7	GR8	GR9	GR10	LEA
\$2244	\$2328	\$2411	\$2496	\$2587	\$2678	\$2767	\$2859	\$2948	\$3040	\$3130	\$3408



8763 Wood Post Legs COM Yardage: 3 Yds.

COM	GR1	GR2	GR3	GR4	GR5	GR6	GR7	GR8	GR9	GR10	LEA
\$2296	\$2380	\$2463	\$2548	\$2639	\$2729	\$2819	\$2911	\$3000	\$3092	\$3181	\$3460


OPTIONS

Add upcharge to list price and code to model number


FR	CAL 133 (TB 133) Fire Retardant per yard	\$118	/yd.	SF	Powder Coat Finish	\$63	
MB	Moisture Barrier (per seat)	\$164	ea.				

BURTON

The Burton collection offers lounge seating with a contoured seat and back, as well as complementary tables. The single lounge seats have two different back designs, either open or closed, and the double seat showcases the open back. They can be set back-to-back, or laid out in any configuration. Great for a lobby or lounge area, the Burton collection sits on a contemporary steel tube sled base, to complete the look.



OPEN LOOP BACK



CLOSED LOOP BACK

ORDERING INFORMATION

To Order Please Specify:

- 1) Series Name
- 2) Model Number
- 3) Quantity
- 4) Fabric Grade & Number
- 5) Sled Base Metal Finish
- 6) Optional Items

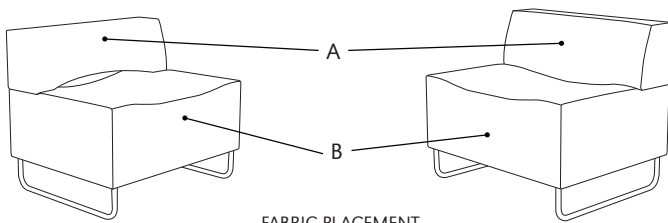
SOFT SEATING	WEIGHT LIMIT
1 Seat	500 lbs.

STANDARD BASE FINISHES

Sled Base: Standard Powder Coat

OPTIONAL BASE FINISHES

Sled Base: Polished Chrome



FABRIC PLACEMENT

GENERAL SPECIFICATIONS

Upholstery / Foam

Seat and back are covered in choice of fabric, vinyl, crypton, leather or COM. ERG uses only water based glues and adhesives in our upholstery process. Contrasting fabrics are available. All foam is fully bonded to frame. Seat cushions are 3" graded high resiliency (H.R.) block foam with 3" H.R. foam seat back, covered entirely with special bonded polyester fiber to protect final upholstery.

Seat and Back Frame Construction

Frame assembly is constructed of multi-ply hardwood, with tongue and groove construction. No sag-springs are installed in seat & back along with interlocking helicoil springs to prevent sagging and provide additional lower back and seat support.

Base Details

Sled Base: Sled Base is constructed of fully welded .875" diameter, 14-gauge steel tubing with hand brazed welds.

Glides

Factory installed poly glides.

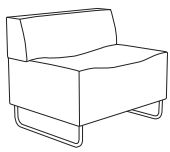
OPTIONS

- CODE: FR - CAL 133 (TB 133) Fire Retardant
- CODE: MB - Moisture Barrier (up to 60" overall width)
- CODE: MB60 - Moisture Barrier (over 60" width)
- CODE: 2FO - 2 Fabric Option. When seat and base are upholstered in two different fabrics of your choice
- CODE: PC - Polished Chrome - Sled Base
- CODE: GD1 - Ratchet Ganging Device for Soft Seating
- CODE: TABF() - Fixed Post Tablet (outside, specify (L/R), shape A, B or C)
- CODE: SST - Solid Surface Top for Tablet Arms
- CODE: LAM5 - Non-standard laminate for 5 or less tablets see options for upcharge
- CODE: SS5 - Non-standard Solid Surface top for 5 or less tablets

DIMENSIONS	Open/Closed Loop Back	Open Loop Back Two Seat Lounge
Seat Width:	35"	35"
Seat Depth:	19"	19"
Seat Height:	18.5"	18.5"
Back Height:	31"	31"
Overall Width:	35"	66"
Overall Depth:	28"	28"
Qty./Wt.:	1 ea./110 lbs.	1 ea./190 lbs.




MODEL / DESCRIPTION / LIST PRICING



4091 Lounge - Closed Loop Back

COM Yardage: 5 Yds. / Back: 2 Yds. / Seat: 3 Yds.

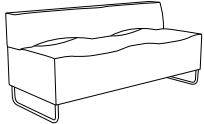
COM	GR1	GR2	GR3	GR4	GR5	GR6	GR7	GR8	GR9	GR10	LEA
\$3302	\$3534	\$3675	\$3822	\$3975	\$4132	\$4300	\$4471	\$4650	\$4836	\$5029	\$5945



4092 Lounge - Open Loop Back

COM Yardage: 5 Yds. / Back: 2 Yds. / Seat: 3 Yds.

COM	GR1	GR2	GR3	GR4	GR5	GR6	GR7	GR8	GR9	GR10	LEA
\$3460	\$3703	\$3851	\$4004	\$4163	\$4329	\$4504	\$4683	\$4870	\$5064	\$5268	\$6226



4094 Two Seat Lounge - Open Loop Back

COM Yardage: 9 Yds. / Back: 3 Yds. / Seat: 6 Yds.

COM	GR1	GR2	GR3	GR4	GR5	GR6	GR7	GR8	GR9	GR10	LEA
\$5709	\$5975	\$6217	\$6458	\$6707	\$6948	\$7188	\$7430	\$7670	\$7912	\$8155	\$8555

TABLET SHAPES

Three Tablet Shapes::

Choose from the three shapes shown and specify; A, B or C and left or right (outside tablet) when ordering.

Example: TABF-(A) Left - this would be a fixed shape A tablet on the left side (when seated).

Laminate Top:

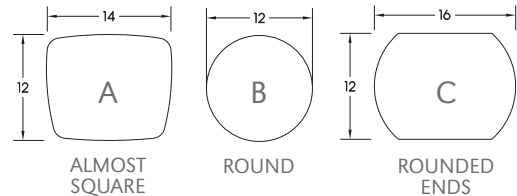
Tablet orders of 5 or less have 4 standard laminate colors:

- Wilsonart Black 1595-60
- Wilsonart Montana Walnut 7110K-78
- Formica Brite White 459-58
- Nevamar Silver Alu Metalx MXT003

Solid Surface Top:

Tablet orders of 5 or less have 4 standard Corian colors:

- Bone
- Canyon
- Glacier White
- Silver Grey



OPTIONS

Add upcharge to list price and code to model number

FR	CAL 133 (TB 133) Fire Retardant per yard	\$ 118	/yd.
MB	Moisture Barrier (up to 60" overall width)	\$ 164	ea.
2FO	Two fabric option	\$ 131	
PC	Polished Chrome - Sled Base	\$ 88	
GD1	Ratchet Ganging Device for Soft Seating	\$ 107	per pair

TABF(-)	Fixed Post Tablet (specify A, B or C, left or right side)	\$ 593	
SST	Solid Surface Tablet Arm - add to tablet option	\$ 172	
LAM5	Non-standard laminate (5 tablets or less)	\$ 342	ea. tablet
SS5	Non-standard Solid Surface (5 tablets or less)	Call For Quote	

BURTON

Burton Occasional Tables feature laminate covered top and sides. Metal sled base legs finished in your choice of powder coat paint colors or optional polished chrome.



27.5" X 30" COFFEE TABLE



27.5" X 48" COFFEE TABLE

ORDERING INFORMATION

- | | |
|-----------------|--------------------------------|
| 1) Series Name | 4) Powder Coat Leg Color |
| 2) Model Number | 5) Laminate / Veneer Selection |
| 3) Quantity | 6) Optional Items |

TABLE TOP SPECIFICATIONS

Table

Table core is CARB Phase I & Phase II Compliant. Laminate and Veneer backing are glued with water based adhesives.

BASE SPECIFICATIONS

Base Details

Sled Base: Sled Base is constructed of fully welded .875" diameter, 14-gauge steel tubing with hand brazed welds.

COLOR / EDGE SELECTIONS

Laminate Selections

ERG offers over 1000 standard laminate choices from Nevamar, Wilsonart, Formica and Pionite. Wood veneer is available in transparent stain colors - custom stain matching available for an upcharge.

STANDARD BASE FINISHES

Sled Base: Standard Powder Coat

OPTIONS

- CODE: PC - Polished Chrome Legs- sled base

OPTIONAL BASE FINISHES

Sled Base: Polished Chrome

Note: Factory installed power/data available, see Accessories online under the 'Products' tab.



OPTIONAL POLISHED CHROME LEGS



POWER / DATA AVAILABLE



27.5" X 48" COFFEE TABLE



27.5" X 30" COFFEE TABLE

MODEL / DESCRIPTION / LIST PRICING

BURTON | OCCASIONAL | RECTANGLE

RECTANGLE

Model Number	Table Top Size	Table Height	Table Top Shape	Shipping Weight	LAMINATE	WOOD VENEER
BUR2730	27.5"x30"	17"	rectangle with radius corners	35 lbs	\$1860	\$2232
BUR2748	27.5"x48"	17"	rectangle with radius corners	40 lbs	\$2510	\$3010

OPTIONS

Add upcharge to list price and code to model number

PC	Polished Chrome - Sled Base	\$88
----	-----------------------------	------

CABANA

The Cabana occasional tables are a great complement to our Raven collection, offering versatile shapes with a modern drum shape design. It is a flexible look complemented by round legs in wood or metal, to a multitude of applications from lounge to collaborative settings.



RECTANGLE TABLE SHOWN WITH
OPTIONAL CHROME LEGS



ROUND TABLE SHOWN WITH
STANDARD POWDER COAT LEGS
AND OPTIONAL POWER/DATA



OVAL TABLE SHOWN WITH
STANDARD POWDER COAT LEGS

ORDERING INFORMATION

- | | |
|--------------------------|--------------------------------|
| 1) Series Name | 5) Laminate / Veneer Selection |
| 2) Model Number | 6) Optional 2nd Laminate |
| 3) Quantity | 7) Optional Items |
| 4) Powder Coat Leg Color | |

BASE SPECIFICATIONS

Glide: Legs have a factory installed poly vinyl glide

STANDARD BASE FINISHES

Metal 4-Leg: Standard Powder Coat

OPTIONAL BASE FINISHES

- Metal 4-Leg:** Polished Chrome
- Wood-4-Leg:** Standard Wood Finish

TABLE TOP SPECIFICATIONS

Table

Table core is CARB Phase I & Phase II Compliant. Laminate, wood veneer and phenolic backing are glued with water based adhesives.

COLOR / EDGE SELECTIONS

Laminate

ERG offers over 1000 standard laminate choices from Nevamar, Wilsonart, Formica and Pionite. Wood veneer in transparent stain colors and custom stain matching are also available for an upcharge. Solid Surface, 3Form Chroma and stone table tops will be quoted upon request.

Note: Some sizes and diameters are approximate, if using an existing solid surface or other top, please call for exact specs before ordering.

OPTIONS

- CODE: 2LC - 2 color laminate choices
- CODE: PC - Polished Chrome Legs
- CODE: WOD - Solid Maple Wood Legs

Note: Factory installed power/data available, See accessories online under the 'Products' tab.



OVAL TABLE SHOWN WITH
OPTIONAL CHROME LEGS



SQUARE TABLE SHOWN WITH
STANDARD POWDER COAT LEGS



Applies to:
CAB18D
CAB24D
CAB18S
CAB24S

MODEL / DESCRIPTION / LIST PRICING

CABANA | OCCASIONAL | ROUND



Model Number	Table Top Size	Table Height	Shipping Weight	LAMINATE	WOOD VENEER
CAB18D	18" dia.	17"	40 lbs.	\$1535	\$1961
CAB24D	24" dia.	17"	50 lbs.	\$1805	\$2668
CAB30D	30" dia.	17"	60 lbs.	\$2193	\$2739
CAB36D	36" dia.	17"	80 lbs.	\$2390	\$2982
CAB42D	42" dia.	17"	90 lbs.	\$2784	\$3821

CABANA | OCCASIONAL | OVAL



Model Number	Table Top Size	Table Height	Shipping Weight	LAMINATE	WOOD VENEER
CAB1726-O	17" x 26"	17"	45 lbs.	\$3030	\$4007
CAB2234-O	22" x 34"	17"	60 lbs.	\$3259	\$4482

CABANA | OCCASIONAL | SQUARE



Model Number	Table Top Size	Table Height	Shipping Weight	LAMINATE	WOOD VENEER
CAB18S	18" x 18"	17"	50 lbs.	\$1666	\$2163
CAB24S	24" x 24"	17"	60 lbs.	\$1848	\$2399
CAB27S	27" x 27"	17"	63 lbs.	\$2018	\$2624
CAB30S	30" x 30"	17"	65 lbs.	\$2189	\$2848
CAB36S	36" x 36"	17"	90 lbs.	\$2754	\$3704
CAB3232	32" x 32"	16"	85 lbs.	\$2549	\$3313

CABANA | OCCASIONAL | RECTANGLE



Model Number	Table Top Size	Table Height	Shipping Weight	LAMINATE	WOOD VENEER
CAB1426	14" x 26"	16"	40 lbs.	\$1945	\$2526
CAB1826	18" x 26"	16"	45 lbs.	\$1976	\$2570
CAB2448	24" x 48"	17"	85 lbs.	\$2910	\$3781

OPTIONS

Add upcharge to list price and code to model number

2LC	2 Color Laminate Option	\$229	per table
PC	Polished Chrome Legs	\$34	per leg

STH	Special Table Height	\$197	per table
WOD	Solid Maple Wood Legs	\$32	per table



CAPRI

Capri is the perfect portable tablet table for casual work. Take this simple table and move around your environment for easy transporting anywhere. It offers six classic tabletop shapes and two base shapes, to suit the need of a casual rest stop.



ROUNDED ENDS METAL BASE
WITH CAP102 TOP



RECTANGLE METAL BASE
WITH CAP105 TOP

ORDERING INFORMATION

- | | |
|-----------------|------------------|
| 1) Series Name | 4) Frame Finish |
| 2) Model Number | 5) Top Selection |
| 3) Quantity | |

BASE SPECIFICATIONS

Frame

The Capri features a fully welded 1.25" dia. steel tube column with a solid steel base. Base is available in two shapes - rectangle and rounded ends.

Glides

Black Vinyl Glides

STANDARD BASE FINISHES

- Rectangle Metal Base:** Standard Powder Coat
- Rounded Ends Metal Base:** Standard Powder Coat

TABLE TOP SPECIFICATIONS

Table Tops

Table tops offered for the Capri include 0.75" Laminate/Veneer with exposed multi-ply edge or 0.5" Solid Surface.

Table Shapes

Tables are available in 6 shapes (3 per base). See dimensions on following pages for all table top sizes.

COLOR / EDGE SELECTIONS

Veneer

Maple veneer top with exposed multi-ply edge in standard transparent wood stain colors.

Laminate

Standard laminate top with exposed multi-ply edge available in:
Wilsonart Black 1595-60
Formica Brite White 459-58
Nevamar Silver Alu Metalx MXT003
Wilsonart Montana Walnut 7110K-78

Edge

Exposed Multi-ply Edge

Solid Surface

Stock solid surface top is available in:
Corian Bone, Canyon, Glacier White, and Silver Grey

Other Laminates and surfaces available with minimum quantities.

OPTIONS

- CODE: LAM5 - Non-standard laminate for 5 or less tablets see options for upcharge
- CODE: SS5 - Non-standard Solid Surface top for 5 or less tablets



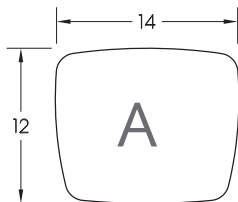
ROUNDED ENDS METAL BASE



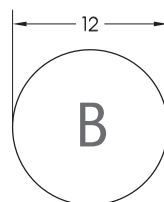
ROUNDED ENDS METAL BASE
WITH CAP101 TOP

MODEL / DESCRIPTION / LIST PRICING

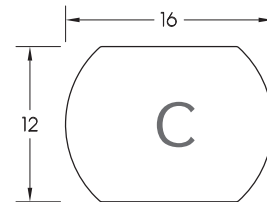
	Model Number	Model Description	Table Height	Shipping Weight	MULTI-PLY LAMINATE TOP	veneER TOP	SOLID SURFACE TOP
					EDGE 6F	EDGE 8F	+SS
	CAP101	Pull-Up	26"	28 lbs.	\$1003	\$1111	\$1728
	CAP102	Pull-Up	26"	28 lbs.	\$1003	\$1111	\$1728
	CAP103	Pull-Up	26"	28 lbs.	\$1003	\$1111	\$1728



ALMOST SQUARE



ROUND



ROUNDED ENDS

OPTIONS

Add upcharge to list price and code to model number

LAM5	Non-standard laminate (5 tablets or less)	\$554	ea. tablet	SS5	Non-standard Solid Surface (5 tablets or less)	Call For Quote
------	---	-------	------------	-----	--	----------------



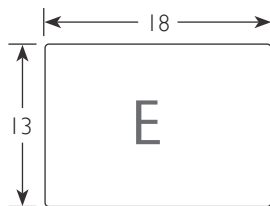
RECTANGLE METAL BASE



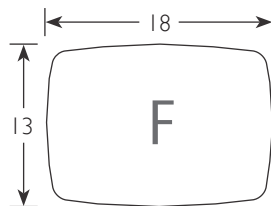
RECTANGLE METAL BASE
WITH CAP104 TOP

MODEL / DESCRIPTION / LIST PRICING

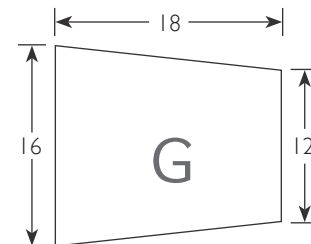
	Model Number	Model Description	Table Height	Shipping Weight	MULTI-PLY LAMINATE TOP	VENEER TOP	SOLID SURFACE TOP
					EDGE 6F	EDGE 8F	+SS
	CAP104	Pull-Up	26"	28 lbs.	\$1003	\$1111	\$1728
	CAP105	Pull-Up	26"	28 lbs.	\$1003	\$1111	\$1728
	CAP106	Pull-Up	26"	28 lbs.	\$1003	\$1111	\$1728



RECTANGLE



ALMOST
RECTANGLE



TRAPEZOID

OPTIONS

Add upcharge to list price and code to model number

LAM5	Non-standard laminate (5 tablets or less)	\$554	ea. tablet	SS5	Non-standard Solid Surface (5 tablets or less)	Call For Quote
------	---	-------	------------	-----	--	----------------

CARLTON

The Carlton collection encompasses four shells, the Guest chair, the Mid-Back, the High-Back and the Demi-back Barstool. They offer a fully upholstered shell and seat, and features an added seat cushion for extra softness and comfort. This collection suits a wide range of applications, from Office and Lobby seating, to a collaborative meeting at a high table. This collection has an extensive array of bases to fit any designed space.



GUEST CHAIR
4 LEG



MID-BACK
HIGH FIVE GLIDE SWIVEL



HIGH BACK
WOOD LEGS



BARSTOOL
4 LEG

ORDERING INFORMATION

To Order Please Specify:

- 1) Series Name
- 2) Model Number
- 3) Quantity
- 4) Fabric Grade & Number
- 5) Base Finish
- 6) Optional Items

SOFT SEATING	WEIGHT LIMIT
1 Seat	500 lbs.
Metal Legs	350 lbs.

STANDARD BASE FINISHES

- 4 Leg:** Polished Chrome
- 4-Star Steel Swivel Base:** Polished Chrome Only
- High Five Glide Swivel:** Polished Chrome
- 5-Star Swivel Casters:** Polished Aluminum
- Cross Sled Wire Frame:** Polished Chrome
- Wood Legs:** Standard Wood Stain
- 4 Leg Barstool:** Polished Chrome

OPTIONAL BASE FINISHES

- 4 Leg:** Standard Powder Coat
- High Five Glide Swivel:** Standard Powder Coat
- Cross Sled Wire Frame:** Standard Powder Coat
- 4 Leg Barstool:** Standard Powder Coat
- 5-Star Swivel Casters:** Standard Powder Coat

GENERAL SPECIFICATIONS

Upholstery / Foam

Cold injected urethane molded foam with inner steel welded frame.

Graded-In & COM Fabric Testing

Due to the complexity of the upholstery process, please submit your Graded-in/COM for testing. A 10"x10" sample is required. **ALL FABRIC MUST BE PRE APPROVED.** Please see Approved Fabrics link under product webpage images.

Base Details

4 Leg: Frames are fully welded 14-gauge, 1" diameter tubular steel with steel glides.

4 Star Steel Swivel: 360° swivel, polished chrome steel construction with fixed seat height and adjustable steel glides included. This comes standard as a Non auto-return base. An optional auto return is available on the Mid back and High back shells only.

High Five Glide Swivel: 360° swivel, brushed stainless steel construction with fixed seat height and plastic glides. This comes standard as a Non auto-return base. An optional auto return is available on the Mid back and High back shells only.

5-Star Swivel Casters: 360° swivel, polished aluminum construction with adjustable seat height with black carpet casters

Cross Sled Wire Frame: .50" diameter, cold roll steel continuous solid rod with plastic glides.

Wood Legs: 1.75" diameter Beech wood legs, tapered down to 1.5" diameter with plastic glides. Wood legs attached with powder coated steel plate in black.

Barstool: .75" diameter, 16 gauge steel tubing with hand brazed welds.

OPTIONS

- CODE: FR - CAL 133 (TB 133) Fire Retardant
- CODE: MB - Moisture Barrier (up to 60" overall width)
- CODE: SF - Powder Coat Finish
- CODE: 2FO - 2 Fabric Option (when seat and back are upholstered in two different fabrics of your choice)
- CODE: CH - Counter Height (24" seat height)
- CODE: SH - Special Height (22" Lowest Seat Height)
- CODE: BFC - Black Hard Floor & Carpet Casters
- CODE: CAS2 - 2" Locking Casters - Black
- CODE: 4SAR - 4 Star Steel Base with Auto Return
- CODE: HFAR - High Five Glide with Auto Return



POWDER COAT FINISH



2 FABRIC OPTION



BLACK HARD FLOOR AND
CARPET CASTERS

DIMENSIONS	4 Leg Base	4-Star Base	Cross Sled Wire Frame	5-Star Base
Seat Height:	17.25"	17.75"	17"	17-19"
Seat Width:	18"	18"	18"	18"
Seat Depth:	17"	17"	17"	17"
Overall Height:	33.5"	33.5"	34.5"	33-35"
Overall Width:	24.5"	24.5"	24.5"	24.5"
Overall Depth:	22.5"	22.5"	22.5"	22.5"
Qty./Wt.:	1 ea./28 lbs.	1 ea./30 lbs.	1 ea./26 lbs.	1 ea./30.5 lbs.



GUEST CHAIR
CROSS SLED WIFRE FRAME



GUEST CHAIR
5-STAR SWIVEL CASTERS

MODEL / DESCRIPTION / LIST PRICING



8710 4 Legs

COM Yardage: 2.75 Yds. / Back: 2 Yds. / Seat: 0.75 Yd.

COM	GR1	GR2	GR3	GR4	GR5	GR6	GR7	GR8	GR9	GR10	LEA
\$1361	\$1467	\$1574	\$1679	\$1793	\$1906	\$2022	\$2136	\$2253	\$2365	\$2479	\$2830



8712 4 Star Steel Swivel Base

COM Yardage: 2.75 Yds. / Back: 2 Yds. / Seat: 0.75 Yd.

COM	GR1	GR2	GR3	GR4	GR5	GR6	GR7	GR8	GR9	GR10	LEA
\$1391	\$1495	\$1601	\$1710	\$1823	\$1936	\$2051	\$2165	\$2280	\$2393	\$2507	\$2859



8714 Cross Sled Wire Frame

COM Yardage: 2.75 Yds. / Back: 2 Yds. / Seat: 0.75 Yd.

COM	GR1	GR2	GR3	GR4	GR5	GR6	GR7	GR8	GR9	GR10	LEA
\$1461	\$1568	\$1674	\$1777	\$1894	\$2008	\$2122	\$2235	\$2350	\$2465	\$2579	\$2930



8718 5 Star Swivel Base with Casters

COM Yardage: 2.75 Yds. / Back: 2 Yds. / Seat: 0.75 Yd.

COM	GR1	GR2	GR3	GR4	GR5	GR6	GR7	GR8	GR9	GR10	LEA
\$1715	\$1816	\$1915	\$2016	\$2124	\$2233	\$2341	\$2449	\$2556	\$2663	\$2773	\$3104

OPTIONS

Add upcharge to list price and code to model number

FR	CAL 133 (TB 133) Fire Retardant per yard	\$118	/yd.
MB	Moisture Barrier (up to 60" overall width)	\$164	ea.
2FO	Two fabric option	\$131	

SF	Powder Coat Finish	\$63	
BFC	Black Hard Floor & Carpet Casters	\$44	per chair
CAS2	2" Locking Casters - Black	\$28	ea.

DIMENSIONS	4-Star Base	Cross Sled Wire Frame	High Five Glide Swivel	Wood Legs
Seat Height:	17"	17.25"	17.75"	16"
Seat Width:	19"	19"	19"	19"
Seat Depth:	17"	17"	17"	17"
Overall Height:	35"	38"	37.5"	33.5"
Overall Width:	27.5"	27.5"	27.5"	27.5"
Overall Depth:	24.5"	24.5"	24.5"	24.5"
Qty./Wt.:	1 ea./34 lbs.	1 ea./30 lbs.	1 ea./38 lbs.	1 ea./40 lbs.



MID-BACK CHAIR
WOOD LEGS



MID-BACK CHAIR
4-STAR BASE

MODEL / DESCRIPTION / LIST PRICING



8720 4 Star Steel Swivel Base

COM Yardage: 3 Yds. / Back: 2 Yds. / Seat: 1 Yd.

COM	GR1	GR2	GR3	GR4	GR5	GR6	GR7	GR8	GR9	GR10	LEA
\$1687	\$1805	\$1920	\$2036	\$2153	\$2268	\$2385	\$2502	\$2617	\$2733	\$2836	\$3148



8722 Cross Sled Wire Frame

COM Yardage: 3 Yds. / Back: 2 Yds. / Seat: 1 Yd.

COM	GR1	GR2	GR3	GR4	GR5	GR6	GR7	GR8	GR9	GR10	LEA
\$1839	\$1954	\$2070	\$2185	\$2302	\$2418	\$2535	\$2652	\$2766	\$2884	\$2985	\$3297



8724 High Five Glide Swivel

COM Yardage: 3 Yds. / Back: 2 Yds. / Seat: 1 Yd.

COM	GR1	GR2	GR3	GR4	GR5	GR6	GR7	GR8	GR9	GR10	LEA
\$2019	\$2135	\$2253	\$2367	\$2485	\$2599	\$2715	\$2834	\$2948	\$3066	\$3166	\$3479



8726 Wood Legs

COM Yardage: 3 Yds. / Back: 2 Yds. / Seat: 1 Yd.

COM	GR1	GR2	GR3	GR4	GR5	GR6	GR7	GR8	GR9	GR10	LEA
\$2296	\$2410	\$2528	\$2642	\$2761	\$2877	\$2992	\$3109	\$3224	\$3340	\$3443	\$3754

OPTIONS

Add upcharge to list price and code to model number

FR	CAL 133 (TB 133) Fire Retardant per yard	\$118	/yd.
MB	Moisture Barrier (up to 60" overall width)	\$164	ea.
2FO	Two fabric option	\$131	

SF	Powder Coat Finish	\$63	
4SAR	4 Star Steel Base with Auto Return	\$59	ea.
HFAR	High Five Glide with Auto Return	\$59	ea.

DIMENSIONS	4-Star Base	Cross Sled Wire Frame	High Five Glide Swivel	Wood Legs
Seat Height:	17.25"	17"	18"	16"
Seat Width:	19"	19"	19"	19"
Seat Depth:	17"	17"	17"	17"
Overall Height:	41"	44"	43.5"	40"
Overall Width:	27.5"	27.5"	27.5"	27.5"
Overall Depth:	24.5"	24.5"	24.5"	24.5"
Qty./Wt.:	1 ea./39 lbs.	1 ea./35 lbs.	1 ea./43 lbs.	1 ea./45 lbs.



HIGH-BACK CHAIR
HIGH FIVE GLIDE SWIVEL BASE



HIGH-BACK CHAIR
4-STAR BASE

MODEL / DESCRIPTION / LIST PRICING



8730 4 Star Steel Swivel Base

COM Yardage: 3.5 Yds. / Back: 2.5 Yds. / Seat: 1 Yd.

COM	GR1	GR2	GR3	GR4	GR5	GR6	GR7	GR8	GR9	GR10	LEA
\$2065	\$2196	\$2311	\$2427	\$2544	\$2659	\$2775	\$2892	\$3008	\$3124	\$3225	\$3539



8732 Cross Sled Wire Frame

COM Yardage: 3.5 Yds. / Back: 2.5 Yds. / Seat: 1 Yd.

COM	GR1	GR2	GR3	GR4	GR5	GR6	GR7	GR8	GR9	GR10	LEA
\$2071	\$2202	\$2318	\$2434	\$2549	\$2668	\$2783	\$2900	\$3015	\$3131	\$3233	\$3545



8738 High Five Glide Swivel Base

COM Yardage: 3.5 Yds. / Back: 2.5 Yds. / Seat: 1 Yd.

COM	GR1	GR2	GR3	GR4	GR5	GR6	GR7	GR8	GR9	GR10	LEA
\$2530	\$2660	\$2776	\$2893	\$3010	\$3126	\$3242	\$3357	\$3475	\$3590	\$3693	\$4006



8736 Wood Legs

COM Yardage: 3.5 Yds. / Back: 2.5 Yds. / Seat: 1 Yd.

COM	GR1	GR2	GR3	GR4	GR5	GR6	GR7	GR8	GR9	GR10	LEA
\$2588	\$2719	\$2836	\$2952	\$3068	\$3183	\$3300	\$3418	\$3532	\$3650	\$3750	\$4063

OPTIONS

Add upcharge to list price and code to model number

FR	CAL 133 (TB 133) Fire Retardant per yard	\$118	/yd.
MB	Moisture Barrier (up to 60" overall width)	\$164	ea.
2FO	Two fabric option	\$131	

SF	Powder Coat Finish	\$63	
4SAR	4 Star Steel Base with Auto Return	\$59	ea.
HFAR	High Five Glide with Auto Return	\$59	ea.

DIMENSIONS	Barstool
Seat Height:	30.5"
Seat Width:	17"
Seat Depth	17"
Overall Height:	36"
Overall Width:	22"
Overall Depth:	20"
Qty./Wt.:	1 ea./23 lbs.



BARSTOOL

MODEL / DESCRIPTION / LIST PRICING



8740 4 Leg Barstool

COM Yardage: 1.75 Yds. / Back: 1 Yd. / Seat: .75 Yd.

COM	GR1	GR2	GR3	GR4	GR5	GR6	GR7	GR8	GR9	GR10	LEA
\$1119	\$1180	\$1220	\$1261	\$1302	\$1342	\$1384	\$1424	\$1472	\$1520	\$1615	\$1905

OPTIONS

Add upcharge to list price and code to model number

FR	CAL 133 (TB 133) Fire Retardant per yard	\$118	/yd.
MB	Moisture Barrier (up to 60" overall width)	\$164	ea.
2FO	Two fabric option	\$131	
SF	Powder Coat Finish (Stool)	\$76	

CH	Counter Height (24" seat height)	\$37	
SH	Specialty Height (22" Lowest Seat Height)	\$37	

CAYMAN

The Cayman table collection features a polished chrome X-base and T-leg bases. These versatile tables are perfect for dining and training areas, as well as lounge areas with the need for occasional tables that complement several of our seat offerings.



CAFÉ TABLE



TRAINING TABLE SHOWN WITH
OPTIONAL POWDER COAT FINISH



OCCASIONAL TABLE

ORDERING INFORMATION

- | | |
|-------------------------------|--|
| 1) Series Name | 6) Edge Table Style Code and Color |
| 2) Model Number | 7) Optional Items |
| 3) Size | 8) Solid Surface Available - Please Call |
| 4) Quantity | |
| 5) Laminate Selection and No. | |

BASE SPECIFICATIONS

Column: 2.5" dia. - 20" and 24" inch X-bases and 22" T-leg, 3" dia. - 28" and 32" inch X-bases, Steel tubing

Base: Steel tubing

Plate: 10" x 10" square, 12" X 12" square, 14" X 14" square

Glides: Adjustable glides

Assembly: Steel tubing is bolted from column to top plate (No Tie-Rod assembly)

STANDARD BASE FINISHES

X-Base: Polished Chrome

T-Leg: Polished Chrome

OPTIONAL BASE FINISHES

X-Base: Standard Powder Coat

T-Leg: Standard Powder Coat

TABLE TOP SPECIFICATIONS

Table Tops

Table top core is CARB Phase I & Phase II Compliant. Laminate, wood veneer and phenolic backing are glued with water based adhesives.

COLOR / EDGE SELECTIONS

Laminate/Veneer Selections

ERG offers over 1000 standard laminate choices from Nevamar, Wilsonart, Formica and Pionite. Wood veneer is available in transparent stain colors - custom stain matching available for an upcharge.

Edge Selections

ERG offers a wide variety of table top edge materials including PVC, wood, aluminum and resin/urethane. Special Edge Note: When ganging or butting tables together, ERG recommends using 3MM flat edge or flat wood edge. Square tables using PVC **T-MOLD** edge will have a 3" radius on all corners.

OPTIONS

- CODE: ASB - Anti-Sag Bar for tables under 72"
- CODE: SF - Powder Coat Finish
- CODE: STH - Special Table Height (other than 29" or 42")
- CODE: RAD - 3" Radius Corners for 3MM Edge




GLIDE DETAIL



36" ROUND CAFÉ TABLE



30" SQUARE CAFÉ TABLE SHOWN WITH
OPTIONAL POWDER COAT FINISH



Applies to:
CAY24D
CAY30D
CAY36D
CAY42D
CAY24S
CAY2430S
CAY30S
CAY36S

MODEL / DESCRIPTION / LIST PRICING

CAYMAN | CAFÉ | ROUND



ROUND

Model Number	Table Top Size	Base Spread	Table Height	Shpg. Wght.	LAMINATE TOP ASSORTED EDGES							VENEER TOP	
					GRP 1	GRP 2	GRP 3	GRP 4	GRP 5	GRP 6	GRP 7	GRP 8	GRP 9
CAY24D	24" dia.	20"- X	29"	32	\$624	\$638	\$721	\$887	\$904	\$1025	\$1170	\$1577	\$1767
CAY30D	30" dia.	24"- X	29"	43	\$707	\$725	\$834	\$1067	\$1084	\$1244	\$1436	\$1839	\$2005
CAY36D	36" dia.	28"- X	29"	53	\$803	\$824	\$958	\$1246	\$1263	\$1455	\$1687	\$2119	\$2278
CAY42D	42" dia.	32"- X	29"	81	\$953	\$979	\$1156	\$1538	\$1555	\$1807	\$2109	\$2564	\$2702

CAYMAN | CAFÉ | SQUARE



SQUARE

Model Number	Table Top Size	Base Spread	Table Height	Shpg. Wght.	LAMINATE TOP ASSORTED EDGES							VENEER TOP	
					GRP 1	GRP 2	GRP 3	GRP 4	GRP 5	GRP 6	GRP 7	GRP 8	GRP 9
CAY24S	24" x 24"	20"- X	29"	40	\$635	\$647	\$733	\$906	\$923	\$1049	\$1199	\$1607	\$1796
CAY2430S	24" x 30"	24"- X	29"	49	\$678	\$695	\$797	\$1005	\$1022	\$1168	\$1344	\$1749	\$1922
CAY30S	30" x 30"	28"- X	29"	54	\$707	\$725	\$834	\$1067	\$1084	\$1244	\$1436	\$1839	\$2005
CAY36S	36" x 36"	32"- X	29"	67	\$803	\$824	\$958	\$1246	\$1263	\$1455	\$1687	\$2119	\$2278

OPTIONS

Add upcharge to list price and code to model number

STH	Special Table Height (other than 29" or 42")	\$197	per base	RAD	3" Radius Corners for 3MM Edge	\$262	per table
SF	Powder Coat Finish	\$79	per base				



36" ROUND BAR HEIGHT TABLE SHOWN WITH OPTIONAL POWDER COAT FINISH



Applies to:
CAYH24D
CAYH30D
CAYH36D
CAYH2430S
CAYH30S
CAYH36S

MODEL / DESCRIPTION / LIST PRICING

CAYMAN | CAFÉ | BARHEIGHT | ROUND



Model Number	Table-TopSize	BaseSpread	Table-Height	Shpg. Wght.	LAMINATETOPASSORTEDEGES							VENEERTOP	
					GRP1	GRP2	GRP3	GRP4	GRP5	GRP6	GRP7	GRP8	GRP9
CAYH24D	24"dia.	20"-X	42"	40	\$812	\$825	\$906	\$1064	\$1081	\$1202	\$1347	\$1968	\$2295
CAYH30D	30"dia.	24"-X	42"	50	\$895	\$913	\$1020	\$1244	\$1261	\$1420	\$1613	\$2229	\$2532
CAYH36D	36"dia.	32"-X	42"	63	\$992	\$1012	\$1145	\$1423	\$1440	\$1633	\$1865	\$2507	\$2806

CAYMAN | CAFÉ | BARHEIGHT | SQUARE



Model Number	Table-TopSize	BaseSpread	Table-Height	Shpg. Wght.	LAMINATETOPASSORTEDEGES							VENEERTOP	
					GRP1	GRP2	GRP3	GRP4	GRP5	GRP6	GRP7	GRP8	GRP9
CAYH2430S	24"x30"	24"-X	42"	49	\$866	\$883	\$982	\$1181	\$1198	\$1345	\$1521	\$2139	\$2451
CAYH30S	30"x30"	28"-X	42"	54	\$895	\$913	\$1020	\$1244	\$1261	\$1420	\$1613	\$2229	\$2532
CAYH36S	36"x36"	32"-X	42"	69	\$992	\$1012	\$1145	\$1423	\$1440	\$1633	\$1865	\$2507	\$2806

Note: Other bar height sizes available. Call for pricing.

OPTIONS

Add upcharge to list price and code to model number

STH	Special Table Height (other than 29" or 42")	\$197	per base	RAD	3" Radius Corners for 3MM Edge	\$262	per table
SF	Powder Coat Finish	\$79	per base				



24" X 60" TRAINING TABLE SHOWN WITH
OPTIONAL POWDER COAT FINISH

MODEL / DESCRIPTION / LIST PRICING

CAYMAN | TRAINING | RECTANGLE

RECTANGLE

Model-Number	TableTop-Size	Base-Spread	Table-Height	Shpg.-Wght.	LAMINATETOPASSORTEDEGEDGES							VENEERTOP	
					GRP1	GRP2	GRP3	GRP4	GRP5	GRP6	GRP7	GRP8	GRP9
CAY1836	18X36	16"-T	29"	53	\$728	\$745	\$846	\$1050	\$1067	\$1214	\$1389	\$1851	\$2060
CAY1848	18X48	16"-T	29"	59	\$765	\$783	\$897	\$1132	\$1149	\$1313	\$1507	\$1970	\$2166
CAY1860	18X60	16"-T	29"	66	\$803	\$823	\$949	\$1212	\$1229	\$1411	\$1628	\$2088	\$2276
CAY1872	18X72	16"-T	29"	80	\$935	\$956	\$1093	\$1382	\$1399	\$1599	\$1836	\$2401	\$2644
CAY2436	24X36	22"-T	29"	61	\$772	\$788	\$904	\$1144	\$1161	\$1325	\$1526	\$1987	\$2182
CAY2448	24X48	22"-T	29"	70	\$818	\$838	\$968	\$1246	\$1263	\$1451	\$1677	\$2137	\$2317
CAY2460	24X60	22"-T	29"	79	\$866	\$889	\$1036	\$1349	\$1366	\$1576	\$1829	\$2286	\$2453
CAY2472	24X72	22"-T	29"	88	\$1006	\$1032	\$1193	\$1539	\$1556	\$1789	\$2070	\$2632	\$2851
CAY3036	30X36	22"-T	29"	68	\$834	\$854	\$982	\$1253	\$1270	\$1455	\$1680	\$2161	\$2358
CAY3048	30X48	22"-T	29"	79	\$890	\$913	\$1062	\$1377	\$1394	\$1608	\$1865	\$2342	\$2520
CAY3060	30X60	22"-T	29"	90	\$947	\$973	\$1140	\$1503	\$1520	\$1759	\$2048	\$2523	\$2684
CAY3072	30X72	22"-T	29"	102	\$1098	\$1127	\$1312	\$1714	\$1731	\$2000	\$2319	\$2900	\$3112

Note: Not available with flip top or casters

OPTIONS

Add upcharge to list price and code to model number

ASB	Anti-Sag Bar for tables under 72"	\$105	per table	SF	Powder Coat Finish	\$79	per base
STH	Special Table Height (other than 29" or 42")	\$197	per leg	RAD	3" Radius Corners for 3MM Edge	\$262	per table



30" ROUND OCCASIONAL TABLE



24" SQUARE OCCASIONAL TABLE

MODEL / DESCRIPTION / LIST PRICING

CAYMAN | OCCASIONAL | ROUND



Model Number	Table Top Size	Base Spread	Table Height	Shpg. Wght.	LAMINATE TOP EDGE 2B	LAMINATE TOP EDGE 3A OR SELF EDGE	LAMINATE TOP FLAT EDGE 4B	LAMINATE TOP EDGE 6-J	VENEER TOP EDGE 8G	SOLID SURFACE TOP
CAYO20D	20" dia.	20" - X	17"	35	\$782	\$954	\$962	\$1220	\$1700	CALL
CAYO24D	24" dia.	20" - X	17"	40	\$816	\$996	\$986	\$1344	\$1733	CALL
CAYO30D	30" dia.	24" - X	17"	45	\$858	\$1046	\$1084	\$1413	\$1762	CALL
CAYO36D	36" dia.	28" - X	17"	50	\$966	\$1179	\$1118	\$1502	\$1922	CALL
CAYO20DT	20" dia.	20" - X	22"	35	\$809	\$988	\$980	\$1232	\$1728	CALL
CAYO24DT	24" dia.	20" - X	22"	40	\$843	\$1028	\$1069	\$1377	\$1755	CALL

CAYMAN | OCCASIONAL | SQUARE



Model Number	Table Top Size	Base Spread	Table Height	Shpg. Wght.	LAMINATE TOP EDGE 2B	LAMINATE TOP EDGE 3A OR SELF EDGE	LAMINATE TOP FLAT EDGE 4B	LAMINATE TOP EDGE 6-J	VENEER TOP EDGE 8G	SOLID SURFACE TOP
CAYO20S	20" x 20"	20" - X	17"	45	\$788	\$961	\$966	\$1232	\$1706	CALL
CAYO24S	24" x 24"	20" - X	17"	50	\$818	\$998	\$989	\$1350	\$1738	CALL
CAYO30S	30" x 30"	28" - X	17"	55	\$860	\$1049	\$1086	\$1419	\$1766	CALL
CAYO20ST	20" x 20"	20" - X	22"	47	\$815	\$994	\$984	\$1241	\$1728	CALL
CAYO24ST	24" x 24"	20" - X	22"	52	\$845	\$1032	\$1072	\$1382	\$1731	CALL

OPTIONS

Add upcharge to list price and code to model number

SF	Powder Coat Finish	\$79	per base
----	--------------------	------	----------

CHARLOTTE

The Charlotte lounge chair is an impressive sit with a soft wing back look, that allows a fully closed back or an open back with a cleanout. The back design is derived of soft contours and subtle stitching details accompanied with a generous seat. The Charlotte offers three attractive base designs, the metal wire frame that wraps around and gently hugs the back for a modern glance, the 4 Star steel base that allows mobility with the auto-return and the wood post legs that adds warmth to this classic look.



METAL WIRE FRAME SHOWN WITH THE STANDARD GOLD COAST FINISH.



WOOD POST LEGS WITH CLEANOUT



4 STAR SWIVEL BASE

ORDERING INFORMATION

To Order Please Specify:

- 1) Series Name
- 2) Model Number
- 3) Quantity
- 4) Fabric Grade & Number
- 5) Base Finish
- 6) Optional Items


SOFT SEATING	WEIGHT LIMIT
1 Seat	500 lbs.

STANDARD BASE FINISHES

- Metal Wire Frame:** Gold Coast Finish
- Wood Post Legs:** Standard Wood Stain
- 4 Star Steel Swivel:** Polished Aluminum

OPTIONAL BASE FINISHES

- Metal Wire Frame:** Standard Powder Coat
- 4 Star Steel Swivel:** Standard Powder Coat



NOTE: DUE TO THE CURVES OF THIS CHAIR, MAY CAUSE WRINKLING IN THE UPHOLSTERY.

GENERAL SPECIFICATIONS

Upholstery / Foam

Cold injected urethane molded foam with inner steel welded frame.

Graded-In & COM Fabric Testing

Due to the complexity of the upholstery process, please submit your Graded-in/COM for testing. A 10"x10" sample is required. **ALL FABRIC MUST BE PRE APPROVED.** Please see Approved Fabrics link under product webpage images.

Base Details

Metal Wire Frame: Frames are fully welded in 10mm solid stainless steel rod, with plastic glides.

Wood Post Legs: 3" diameter Ash wood legs, tapered down to 1.25", with felt pads. Wood legs attached with powder coated steel plate in black.

4 Star Steel Swivel: Auto Return, polished chrome steel construction with fixed seat height and adjustable steel glides included.

OPTIONS

- CODE: FR - CAL 133 (TB 133) Fire Retardant
- CODE: MB - Moisture Barrier (per seat)
- CODE: SF - Powder Coat Paint Color

DIMENSIONS	Metal Wire Frame	Wood Post Legs	4 Star Swivel Base
Seat Height:	18"	17.5"	17.5"
Seat Width:	19.75"	19.75"	19.75"
Seat Depth:	19.5"	19.5"	19.5"
Arm Height:	24"	24.5"	24"
Overall Height:	44.5"	43.5"	42.75"
Overall Width:	31.5"	31.5"	31.5"
Overall Depth:	31"	31"	32.5"
Qty./Wt.:	1 ea./51 lbs.	1 ea./50 lbs.	1 ea./50 lbs.



LOUNGE CHAIR WITH OPTIONAL
BLACK POWDER COAT WIRE FRAME



LOUNGE CHAIR WITH
WOOD POST LEGS

MODEL / DESCRIPTION / LIST PRICING



2280 Metal Wire Frame

COM Yardage: 5 Yds.

COM	GR1	GR2	GR3	GR4	GR5	GR6	GR7	GR8	GR9	GR10	LEA
\$2365	\$2477	\$2562	\$2649	\$2753	\$2845	\$2938	\$3030	\$3122	\$3215	\$3308	\$3590



2282 Wood Post Legs

COM Yardage: 5 Yds.

COM	GR1	GR2	GR3	GR4	GR5	GR6	GR7	GR8	GR9	GR10	LEA
\$2613	\$2724	\$2809	\$2896	\$3000	\$3093	\$3185	\$3277	\$3370	\$3462	\$3555	\$3837



2284 4 Star Swivel Base

COM Yardage: 5 Yds.

COM	GR1	GR2	GR3	GR4	GR5	GR6	GR7	GR8	GR9	GR10	LEA
\$2458	\$2570	\$2654	\$2740	\$2845	\$2938	\$3030	\$3122	\$3215	\$3308	\$3399	\$3683

OPTIONS

Add upcharge to list price and code to model number

FR	CAL 133 (TB 133) Fire Retardant per yard	\$118	/yd.
MB	Moisture Barrier (per seat)	\$164	ea.

SF	Powder Coat Color Finish	\$63	ea.
----	--------------------------	------	-----

DIMENSIONS	Metal Wire Frame w/Cleanout	Wood Post Legs w/Cleanout	4 Star Swivel Base w/Cleanout
Seat Height:	18"	17.5"	17.5"
Seat Width:	19.75"	19.75"	19.75"
Seat Depth:	19.5"	19.5"	19.5"
Arm Height:	24"	24.5"	24"
Overall Height:	44.5"	43.5"	42.75"
Overall Width:	31.5"	31.5"	31.5"
Overall Depth:	31"	31"	32.5"
Qty./Wt.:	1 ea./51 lbs.	1 ea./50 lbs.	1 ea./50 lbs.



LOUNGE CHAIR WITH
WOOD POST LEGS AND CLEANOUT



LOUNGE CHAIR WITH
4 STAR SWIVEL BASE AND CLEANOUT

MODEL / DESCRIPTION / LIST PRICING



2281 Metal Wire Frame with Cleanout

COM Yardage: 5 Yds.

COM	GR1	GR2	GR3	GR4	GR5	GR6	GR7	GR8	GR9	GR10	LEA
\$2562	\$2674	\$2759	\$2845	\$2950	\$3042	\$3135	\$3227	\$3320	\$3411	\$3504	\$3788



2283 Wood Post Legs with Cleanout

COM Yardage: 5 Yds.

COM	GR1	GR2	GR3	GR4	GR5	GR6	GR7	GR8	GR9	GR10	LEA
\$2809	\$2921	\$3007	\$3093	\$3198	\$3289	\$3382	\$3475	\$3567	\$3659	\$3752	\$4035



2286 4 Star Swivel Base with Cleanout

COM Yardage: 5 Yds.

COM	GR1	GR2	GR3	GR4	GR5	GR6	GR7	GR8	GR9	GR10	LEA
\$2654	\$2766	\$2851	\$2938	\$3042	\$3135	\$3227	\$3320	\$3411	\$3504	\$3597	\$3880

OPTIONS

Add upcharge to list price and code to model number

FR	CAL 133 (TB 133) Fire Retardant per yard	\$118	/yd.
MB	Moisture Barrier (per seat)	\$164	ea.

SF	Powder Coat Color Finish	\$63	ea.
----	--------------------------	------	-----

CLAYTON

Clayton is an adjustable height pull-up table ideal for a seat with an arm or bench seating. Its adaptability and top options make it the perfect table for whether there is a need for focused work or relaxing with a light read. Great for corporate or educational open areas that have multiple types of seating, where Clayton can provide flexibility.



ROUNDED RECTANGLE TOP SHOWN WITH BLACK MATTE FINISH



18" ROUND TOP SHOWN WITH BRUSHED ALUMINUM FINISH

ORDERING INFORMATION

- | | |
|-----------------|------------------|
| 1) Series Name | 4) Frame Finish |
| 2) Model Number | 5) Top Selection |
| 3) Quantity | |

BASE SPECIFICATIONS

Table Height: Adjustable height from 20" to 27.25"
Column: This is an adjustable height table with a 2.25" steel round tube with an inner 2" tube.
Base: A .32" Flat Steel base
Glides: Black Vinyl glides

STANDARD BASE FINISHES

Base:
 Powder Coat - Brushed Aluminum
 Powder Coat - Matte Black

OPTIONAL BASE FINISH

Base:
 Polished Chrome



TABLE TOP SPECIFICATIONS

Table Tops
 Table tops offered include .75" Laminate/Veneer with exposed multi-ply edge.

COLOR / EDGE SELECTIONS

Laminate/Veneer Selections
 ERG offers over 1000 standard laminate choices from Nevamar, Wilsonart, Formica and Pionite. Wood veneer is available in transparent stain colors - custom stain matching available for an upcharge.
 Standard laminate tops available in:
 Wilsonart Black 1595-60
 Formica Brite White 459-58
 Nevamar Silver Alu Metalx MXT003T
 Wilsonart Montana Walnut 7110K-78

Edge
 Laminate/Veneer: Exposed Multi-ply Flat Edge

OPTIONS

- CODE: LAM5 - Non-standard laminate for 5 or less tablets see options for upcharge
- CODE: PC - Polished Chrome Base



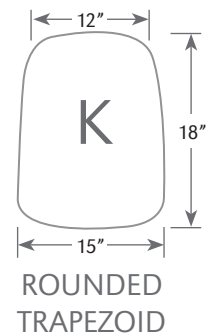
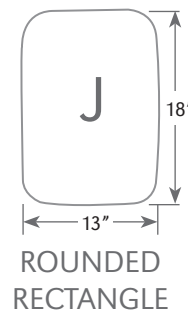
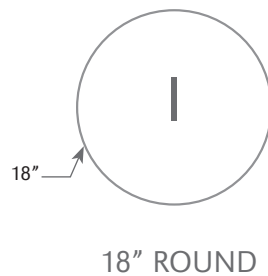
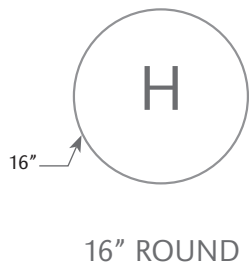
CLOSEUP OF PNEUMATIC HANDLE



ROUNDED RECTANGLE TOP
W/ OPTIONAL POLISHED CHROME BASE

MODEL / DESCRIPTION / LIST PRICING

	Model Number	Model Description	Table Height	Shipping Weight	MULTI-PLY LAMINATE TOP	MULTI-PLY VENEER TOP
					EDGE 6F	EDGE 8F
	CLA101	Pull-Up 16" Round	20" - 27.25"	28 lbs.	\$1510	\$1611
	CLA102	Pull-Up 18" Round	20" - 27.25"	28 lbs.	\$1561	\$1675
	CLA103	Pull-Up Rounded Rectangle	20" - 27.25"	28 lbs.	\$1605	\$1720
	CLA104	Pull-Up Rounded Trapezoid	20" - 27.25"	28 lbs.	\$1605	\$1720



OPTIONS

Add upcharge to list price and code to model number

LAM5	Non-standard laminate (5 tablets or less)	\$554 ea. tablet	PC	Polished Chrome Base	\$98
------	---	------------------	----	----------------------	------

CLYDE

Clyde is an ideal pull-up table that is light in scale and incorporates a built-in handle for ease of mobility. A fun yet functional surface option for casual spaces, giving flexibility to move around your environment.



ORIENTED VERTICALLY



ORIENTED HORIZONTALLY

ORDERING INFORMATION

- | | |
|-----------------|------------------|
| 1) Series Name | 4) Frame Finish |
| 2) Model Number | 5) Top Selection |
| 3) Quantity | |

BASE SPECIFICATIONS

Column: This 1" square tubing is a double parallel column and is fully welded from the base up to a rectangular hand grip.

Base: A 1" square tubing fully welded

Glides: Adjustable steel glides

STANDARD BASE FINISHES

Base: Standard Powder Coat

TABLE TOP SPECIFICATIONS

Table Tops

Table tops offered include .75" Laminate/Veneer with exposed multi-ply edge, .5" Solid Surface.

COLOR / EDGE SELECTIONS

Laminate/Veneer Selections

ERG offers over 1000 standard laminate choices from Nevamar, Wilsonart, Formica and Pionite. Wood veneer is available in transparent stain colors - custom stain matching available for an upcharge.

Standard laminate tops available in:

- Wilsonart Black 1595-60
- Formica Brite White 459-58
- Nevamar Silver Alu Metalx MXT003
- Wilsonart Montana Walnut 7110K-78

Solid Surface

Stock solid surface top is available in:
Corian Bone, Canyon, Glacier White, and Silver Grey

Edge

Laminate/Veneer: Exposed Multi-ply Flat Edge
Solid Surface: Eased Edge

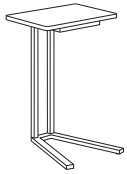
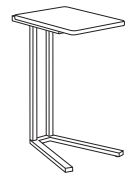
OPTIONS

- CODE: LAM5 - Non-standard laminate for 5 or less tablets see options for upcharge
- CODE: SS5 - Non-standard Solid Surface top for 5 or less tablets

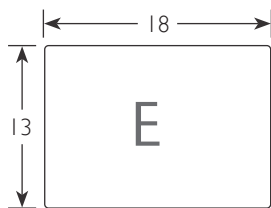


MODEL / DESCRIPTION / LIST PRICING


Model Number	Model Description	Top Orientation	Tablet Shape	Table Height	Shipping Weight	MULTI-PLY LAMINATE TOP	VENEER TOP	SOLID SURFACE TOP
						EDGE 6F	EDGE 8F	SS
CLY101	Pull-Up	Oriented Vertically	Rectangle	26"	28 lbs.	\$964	\$1069	\$1614
						\$964	\$1069	\$1614
CLY102	Pull-Up	Oriented Horizontally	Rectangle	26"	28 lbs.	\$964	\$1069	\$1614
						\$964	\$1069	\$1614




ORIENTATION



RECTANGLE



HORIZONTAL



VERTICAL

OPTIONS

Add upcharge to list price and code to model number

LAM5	Non-standard laminate (5 tablets or less)	\$342	ea. tablet	SS5	Non-standard Solid Surface (5 tablets or less)	Call For Quote
------	---	-------	------------	-----	--	----------------



CODY

The Cody occasional tables have a modest look with slim frame that complements any modern furniture design. It offers a variety of tops from laminate to a solid surface top, and powder coat frame in a color that fits your space. Great for lobby or lounge areas, where its great style can be appreciated.



ROUND END TABLE



SQUARE END TABLE



RECTANGLE COFFEE TABLE

ORDERING INFORMATION

- | | |
|-----------------|--------------------------------|
| 1) Series Name | 5) Laminate / Veneer Selection |
| 2) Model Number | 6) Optional Items |
| 3) Quantity | |
| 4) Frame Finish | |

TABLE TOP SPECIFICATIONS

Table Top

Table top is CARB Phase I & Phase II Compliant. Laminate, wood veneer and phenolic backing are glued with water based adhesives. Table Top is 0.75" thick.

BASE SPECIFICATIONS

Frame: The Cody features a welded 0.875" 14-gauge diameter steel tube frame.

Glides: Adjustable steel glides

COLORS / EDGE SELECTIONS

Laminate/Veneer Selections

ERG offers over 1000 standard laminate choices from Nevamar, Wilsonart, Formica and Pionite. Wood veneer is available in transparent stain colors - custom stain matching available for an upcharge. Solid Surface, 3Form Chroma and stone table tops will be quoted upon request.

STANDARD BASE FINISHES

Metal Base: Standard Powder Coat



ROUND COFFEE TABLE

MODEL / DESCRIPTION / LIST PRICING

CODY | OCCASIONAL | ROUND



Model Number	Table Top Size	Table Height	Shipping Weight	LAMINATE TOP EDGE 2C	LAMINATE TOP EDGE 3D	VENEER TOP EDGE 8F
COD24D	24" dia.	17"	40 lbs.	\$ 1514	\$ 1666	\$ 1910
COD24DT	24" dia.	22"	40 lbs.	\$ 1542	\$ 1697	\$ 1938
COD36D	36" dia.	17"	60 lbs.	\$ 1927	\$ 2120	\$ 2435

CODY | OCCASIONAL | SQUARE



Model Number	Table Top Size	Table Height	Shipping Weight	LAMINATE TOP EDGE 2C	LAMINATE TOP EDGE 3D	VENEER TOP EDGE 8F
COD24S	24 x 24"	17"	50 lbs.	\$ 1559	\$ 1715	\$ 1955
COD20ST	20 x 20"	22"	50 lbs.	\$ 1503	\$ 1653	\$ 1898

CODY | OCCASIONAL | RECTANGLE



Model Number	Table Top Size	Table Height	Shipping Weight	LAMINATE TOP EDGE 2C	LAMINATE TOP EDGE 3D	VENEER TOP EDGE 8F
COD4824	48" x 24"	17"	45 lbs.	\$ 2011	\$ 2213	\$ 2520

POLISHED CHROME NOT AVAILABLE ON CODY TABLES

COMPUTER ACCESSORIES FOR TABLES



CPU Holder (under table)

Under desk track mount CPU holder
Tool-free CPU installation
360 Swivel
Black or White finish

list price each

CPU600 \$469
(Black or White)

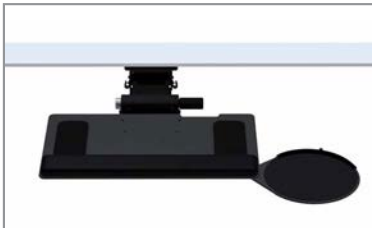


Monitor Arm

Clamp mount
Height adjustment range up to 12"
Weight capacity 5-15 pounds
Available in Black or Silver

M21CMBBTB \$698
(Black)

M21CMSBTB \$698
(Silver)



Keyboard Support

Fully-articulating adjustable
height keyboard support with
reversible mouse pad

6G90011RG22 \$463
(Black)



CONNOS TABLE OF CONTENTS

Connos Specifications	2
Connos Options	3
Connos Corner Units	4
Connos Arc Units	5
Connos Star & Star Grande	6
Connos Bench	8
Connos Tabouret	11
Connos Fabric Placement	13
Connos Overall Dimensions	14
Connos Sample Configurations	15

CONNOS

The Connos collection is an extensive and versatile modular bench, that features comfortable seating with simple designs and unique shapes. It offers straight, curved and corner units, complemented by fun ottomans with optional casters and tablet tables that are great for collaboration of small or large groups. Our Star and Star Grande designs, have unique patterns that will bring dynamic design to any space. Connos has endless configurations, and a great place to sit down and connect.



Round Corner



Square Corner



Arc



Star



Star Grande



Benches



Tabouret

ORDERING INFORMATION

- 1) Series Name
- 2) Model Number
- 3) Quantity
- 4) Fabric Grade & Number
- 5) Optional Items
- 6) Specify Laminate

SOFT SEATING	WEIGHT LIMIT
1 Seat	500 lbs.
2 Seat	1000 lbs.
3 Seat	1500 lbs.

GENERAL SPECIFICATIONS

Upholstery


Seat is covered in choice of fabric, vinyl, crypton, leather or COM.

Frame Construction

Frame made out of hardwood with flexible webbing installed on seat for added support and soft sit. Frame is machine screwed to wood frame for durability.

Glides

Each unit comes with 4 adjustable 1-3/8" polyvinyl glides.



1-3/8" Dia. Glide


OPTIONS

- CODE: FR - CAL 133 (TB 133) Fire Retardant.
- CODE: MB - Moisture Barrier (up to 60" overall width)
- CODE: MB60 - Moisture Barrier (over 60" overall width)
- CODE: 2FO - Two Fabric Option
- CODE: GD2 - Flat Ganging Device for Soft Seating
- CODE: FMG - Floor Mount Glide
- CODE: TABFB-(_) - Fixed Blade Tablet
(outside or inside, specify (L/R), shape A, B or C)
- CODE: LAM5 - Non-standard laminate for 5 or less tablets
see options for upcharge
- CODE: SST - Solid Surface Top
- CODE: SS5 - Non-standard Solid Surface top for 5 or less tablets
- CODE: E3D - Edge 3A 3MM PVC Woodtone
- CODE: E6F - Edge 6F Multi-Ply Exposed Core



Cove Power/Data/USB

Factory installed power/data available, See accessories online under the 'Products' tab



3" Locking Casters
(Available on Tabouret Only)



Floor Mount



Flat Ganging Bracket

NOTE: Flat ganging devices used for curve and straight configurations

TABLET SHAPES

Choose from 2 Tablet Shapes:

Tablets for Connos modular series are available in 2 shapes shown; specify B or D and left or right (outside or between tablet) when ordering.

Example: TABF - (B) Left - this would be a fixed shape B tablet on the left side (when seated).

Laminate Top: Tops are 3/4"

Tablet orders of 5 or less have 4 standard laminate colors:

- Wilsonart Black 1595-60
- Wilsonart Montana Walnut 7110K-78
- Formica Brite White 459-58
- Nevamar Silver Alu Metalx MXT003

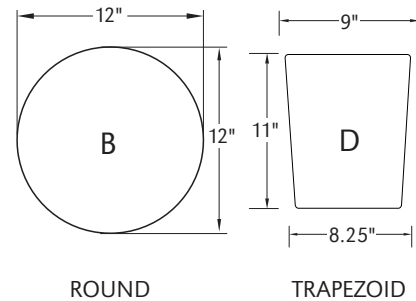
Edge: 6F Multi-Ply

Solid Surface Top:

Tablet orders of 5 or less have 4 standard Corian colors:

- Bone
- Canyon
- Glacier White
- Silver Grey

Tablet arms for the Connos series are spaced to accentuate the sleek thin blade arm



ROUND

TRAPEZOID



Outside
Vertical Arm

Between
Vertical Arm

Tablet height is 27" from the floor.

DIMENSIONS	90° Round Corner	90° Square Corner
Overall Width:	42"	32"
Overall Depth:	42"	32"
Seat Height:	18"	18"
# of Seats:	1	1
Qty./Wt. per carton:	1 ea./47 lbs.	1 ea./47 lbs.

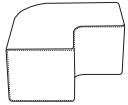


90° ROUND CORNER



90° SQUARE CORNER

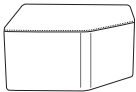
MODEL / DESCRIPTION / LIST PRICING



7418 90° Round Corner

COM Yardage: 4.5 Yds. / Seat: 1.5 Yds. / Base: 3 Yds.

COM	GR1	GR2	GR3	GR4	GR5	GR6	GR7	GR8	GR9	GR10	LEA
\$2536	\$2712	\$2820	\$2935	\$3050	\$3172	\$3302	\$3431	\$3566	\$3712	\$3860	\$4562



7419 90° Square Corner

COM Yardage: 3.25 Yds. / Seat: 1.5 Yd. / Base: 1.75 Yds.

COM	GR1	GR2	GR3	GR4	GR5	GR6	GR7	GR8	GR9	GR10	LEA
\$2435	\$2606	\$2710	\$2817	\$2929	\$3045	\$3170	\$3296	\$3427	\$3564	\$3709	\$4380

OPTIONS

Add upcharge to list price and code to model number

FR	CAL 133 (TB 133) Fire Retardant per yard	\$118	/yd.
MB	Moisture Barrier (up to 60" overall width)	\$164	ea.
2FO	Two Fabric Option	\$131	

GD2	Flat Ganging Device for Soft Seating	\$107	per pair
FMG	Floor Mount Glide	\$29	ea.

DIMENSIONS	30° Arc	45° Arc	60° Arc	90° Arc
Overall Width:	26.5"	33"	43"	64"
Overall Depth:	20"	20"	20"	20"
Seat Height:	18"	18"	18"	18"
# of Seats:	1	1	2	3
Qty./Wt. per carton:	1 ea./35 lbs.	1 ea./40 lbs.	1 ea./45 lbs.	1 ea./50 lbs.



MODEL / DESCRIPTION / LIST PRICING




7414 30° Arc COM Yardage: 3 Yds. / Top: 1 Yd. / Base: 2 Yds.

COM	GR1	GR2	GR3	GR4	GR5	GR6	GR7	GR8	GR9	GR10	LEA
\$1463	\$1565	\$1628	\$1693	\$1761	\$1832	\$1904	\$1978	\$2060	\$2140	\$2226	\$2633



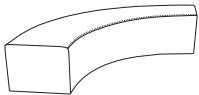
7415 45° Arc COM Yardage: 4.5 Yds. / Top: 2 Yds. / Base: 2.5 Yds.

COM	GR1	GR2	GR3	GR4	GR5	GR6	GR7	GR8	GR9	GR10	LEA
\$1978	\$2121	\$2204	\$2294	\$2383	\$2477	\$2578	\$2683	\$2789	\$2903	\$3017	\$3564



7416 60° Arc COM Yardage: 4.75 Yds. / Top: 2 Yds. / Base: 2.75 Yds.

COM	GR1	GR2	GR3	GR4	GR5	GR6	GR7	GR8	GR9	GR10	LEA
\$2292	\$2451	\$2547	\$2651	\$2757	\$2867	\$2983	\$3103	\$3224	\$3354	\$3489	\$4122



7417 90° Arc COM Yardage: 7 Yds. / Seat: 3.5 Yds. / Base: 3.5 Yds.

COM	GR1	GR2	GR3	GR4	GR5	GR6	GR7	GR8	GR9	GR10	LEA
\$2677	\$2863	\$2979	\$3095	\$3221	\$3349	\$3484	\$3626	\$3767	\$3919	\$4077	\$4816

OPTIONS


Add upcharge to list price and code to model number

FR	CAL 133 (TB 133) Fire Retardant per yard	\$118	/yd.	2FO	Two Fabric Option	\$131	
MB	Moisture Barrier (up to 60" overall width)	\$164	ea.	GD2	Flat Ganging Device for Soft Seating	\$107	per pair
MB60	Moisture Barrier (over 60" overall width)	\$262	ea.	FMG	Floor Mount Glide	\$29	ea.

DIMENSIONS	Star	L-1 Angle Unit	L-2 Angle Unit
Overall Width:	48"	70"	97"
Overall Depth:	55"	20"	20"
Seat Height:	18"	18"	18"
Qty./Wt. per carton:	1 ea./40 lbs.	1 ea./50 lbs.	1 ea./55 lbs.



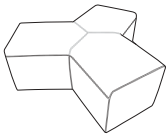
STAR



L-2 Angle Unit

STAR GRANDE

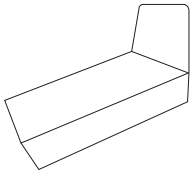
MODEL / DESCRIPTION / LIST PRICING



7410 Star (One piece construction)

COM Yardage: 5.5 Yds. / Top: 2.5 Yd. / Base: 3 Yds.

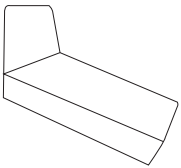
COM	GR1	GR2	GR3	GR4	GR5	GR6	GR7	GR8	GR9	GR10	LEA
\$5699	\$6100	\$6343	\$6595	\$6859	\$7134	\$7418	\$7715	\$8024	\$8344	\$8680	\$10257



7412L L-1 Angle Unit (Left)

COM Yardage: 6.5 Yds. / Top: 2.5 Yds. / Base: 4 Yds.

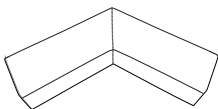
COM	GR1	GR2	GR3	GR4	GR5	GR6	GR7	GR8	GR9	GR10	LEA
\$4553	\$4873	\$5067	\$5271	\$5481	\$5699	\$5930	\$6164	\$6413	\$6667	\$6934	\$8197



7412R L-1 Angle Unit (Right)

COM Yardage: 6.5 Yds. / Top: 2.5 Yds. / Base: 4 Yds.

COM	GR1	GR2	GR3	GR4	GR5	GR6	GR7	GR8	GR9	GR10	LEA
\$4553	\$4873	\$5067	\$5271	\$5481	\$5699	\$5930	\$6164	\$6413	\$6667	\$6934	\$8197



7413 L-2 Angle Unit

COM Yardage: 6.5 Yds. / Top: 2.5 Yds. / Base: 4 Yds.

COM	GR1	GR2	GR3	GR4	GR5	GR6	GR7	GR8	GR9	GR10	LEA
\$5433	\$5813	\$6048	\$6287	\$6539	\$6801	\$7074	\$7357	\$7649	\$7956	\$8274	\$9780

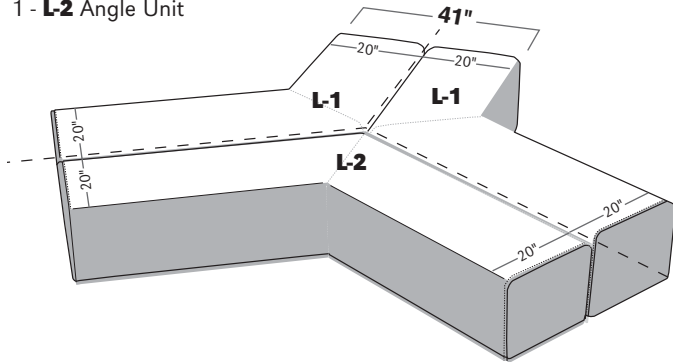
OPTIONS

Add upcharge to list price and code to model number

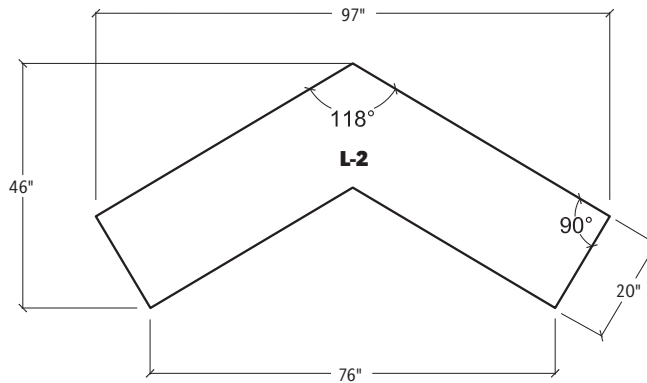
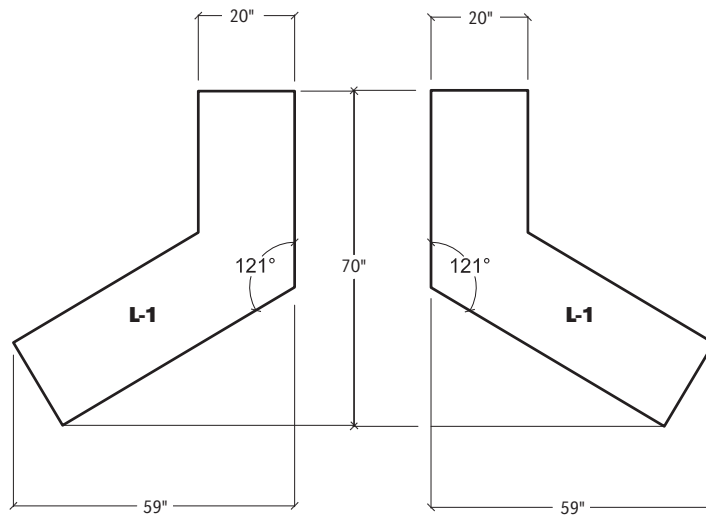
FR	CAL 133 (TB 133) Fire Retardant per yard	\$118	/yd.
MB	Moisture Barrier (up to 60" overall width)	\$164	ea.
MB60	Moisture Barrier (over 60" overall width)	\$262	ea.

2FO	Two Fabric Option	\$131	
GD2	Flat Ganging Device for Soft Seating	\$107	per pair
FMG	Floor Mount Glide	\$29	ea.

Star Grande consists of 3 pieces:
2 - **L-1** Angle Unit
1 - **L-2** Angle Unit



STAR GRANDE



STAR GRANDE

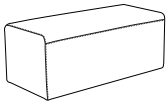
Note: The three illustrated components above are required for the Star Grande configuration.

DIMENSIONS	Two seat bench	Two seat bench outside vertical tablet arms
Overall Width:	42"	56"
Overall Depth:	20"	20"
Seat Height:	18"	18"
Qty./Wt. per carton:	1 ea./42 lbs.	1 ea./45 lbs.



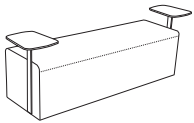
TWO SEAT BENCH

MODEL / DESCRIPTION / LIST PRICING



7406 Two seat bench COM Yardage: 4.25 Yds. / Top: 1.75 Yds. / Sides: 3 Yds..

COM	GR1	GR2	GR3	GR4	GR5	GR6	GR7	GR8	GR9	GR10	LEA
\$2058	\$2199	\$2287	\$2380	\$2474	\$2573	\$2677	\$2783	\$2894	\$3010	\$3131	\$3702



7407 (B/D) Two seat bench w/ two outside vertical tablet COM Yardage: 5 Yds. / Top: 2 Yds. / Sides: 3 Yds..

COM	GR1	GR2	GR3	GR4	GR5	GR6	GR7	GR8	GR9	GR10	LEA
\$3039	\$3252	\$3383	\$3515	\$3659	\$3805	\$3960	\$4115	\$4279	\$4451	\$4628	\$5471

TABLET SHAPES

Choose from 2 Tablet Shapes:

Tablets for Connos modular series are available in 2 shapes shown; specify B or D and left or right (outside or between tablet) when ordering.

Example: TABFB - (B) Left - this would be a fixed shape B tablet on the left side (when seated).

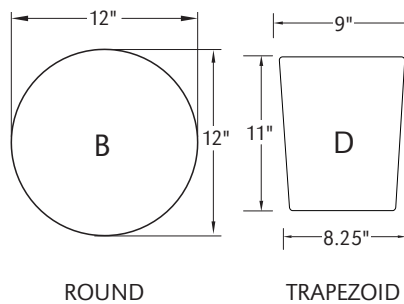
Laminate Top: Tops are 3/4"

Tablet orders of 5 or less have 4 standard laminate colors:
 • Wilsonart Black 1595-60 • Wilsonart Montana Walnut 7110K-78
 • Formica Brite White 459-58 • Nevamar Silver Alu Metalx MXT003
 Edge: 6F Multi-Ply

Solid Surface Top:

Tablet orders of 5 or less have 4 standard Corian colors:
 • Bone • Canyon • Glacier White • Silver Grey

Tablet arms for the Connos series are spaced to accentuate the sleek thin blade arm



ROUND

TRAPEZOID



Outside Vertical Arm Between Vertical Arm

Tablet height is 27" from the floor.

OPTIONS

Add upcharge to list price and code to model number

FR	CAL 133 (TB 133) Fire Retardant per yard	\$118	/yd.
MB	Moisture Barrier (up to 60" overall width)	\$164	ea.
GD2	Flat Ganging Device for Soft Seating	\$107	per pair
FMG	Floor Mount Glide	\$29	ea.

TABFB(-)	Fixed Blade Tablet (outside or inside, specify (L/R), shape A, B or C)	\$593	ea. tablet
LAM5	Non-standard laminate (5 tablets or less)	\$554	ea. tablet
SST	Solid Surface Tablet Arm - add to tablet option	\$271	ea. tablet
SS5	Non-standard Solid Surface (5 tablets or less)	Call For Quote	
2FO	Two Fabric Option	\$131	

DIMENSIONS	Three seat bench	Three seat bench outside vertical tablet arms
Overall Width:	64"	78"
Overall Depth:	20"	20"
Seat Height:	18"	18"
Qty./Wt. per carton:	1 ea./42 lbs.	1 ea./45 lbs.

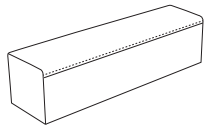


THREE SEAT BENCH



THREE SEAT BENCH / 2 OUTSIDE TABLET ARMS
/ ROUND TABLET TOPS

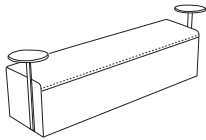
MODEL / DESCRIPTION / LIST PRICING



7408 Three Seat Bench

COM Yardage: 5.75 Yds. / Top: 2.5 Yds. / Base: 3.5 Yds..

COM	GR1	GR2	GR3	GR4	GR5	GR6	GR7	GR8	GR9	GR10	LEA
\$2443	\$2614	\$2719	\$2826	\$2940	\$3060	\$3180	\$3308	\$3439	\$3579	\$3720	\$4396



7409 (B/D) Three Seat Bench W/ 2 Outside Vertical Tablet Arms

COM Yardage : 6.25 Yds. / Top: 2.75 Yds. / Base: 3.5 Yds..

COM	GR1	GR2	GR3	GR4	GR5	GR6	GR7	GR8	GR9	GR10	LEA
\$3604	\$3858	\$4012	\$4172	\$4338	\$4513	\$4692	\$4879	\$5076	\$5277	\$5487	\$6487

TABLET SHAPES

Choose from 2 Tablet Shapes:

Tablets for Connos modular series are available in 2 shapes shown; specify B or D and left or right (outside or between tablet) when ordering.

Example: TABFB - (B) Left - this would be a fixed shape B tablet on the left side (when seated).

Laminate Top: Tops are 3/4"

Tablet orders of 5 or less have 4 standard laminate colors:

- Wilsonart Black 1595-60
- Wilsonart Montana Walnut 7110K-78
- Formica Brite White 459-58
- Nevamar Silver Alu Metalx MXT003

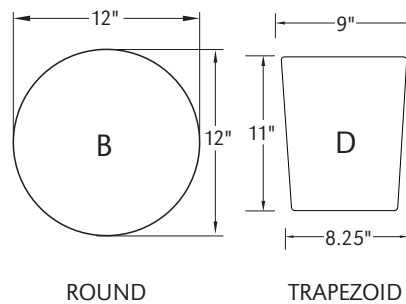
Edge: 6F Multi-Ply

Solid Surface Top:

Tablet orders of 5 or less have 4 standard Corian colors:

- Bone
- Canyon
- Glacier White
- Silver Grey

Tablet arms for the Connos series are spaced to accentuate the sleek thin blade arm



ROUND

TRAPEZOID



Outside Vertical Arm Between Vertical Arm

Tablet height is 27" from the floor.

OPTIONS

Add upcharge to list price and code to model number

FR	CAL 133 (TB 133) Fire Retardant per yard	\$118	/yd.
MB60	Moisture Barrier (over 60" overall width)	\$262	ea.
GD2	Flat Ganging Device for Soft Seating	\$107	per pair
FMG	Floor Mount Glide	\$29	ea.

TABFB-()	Fixed Blade Tablet (outside or inside, specify (L/R), shape A, B or C)	\$593	ea. tablet
LAM5	Non-standard laminate (5 tablets or less)	\$554	ea. tablet
SST	Solid Surface Tablet Arm - add to tablet option	\$271	ea. tablet
SS5	Non-standard Solid Surface (5 tablets or less)	Call For Quote	
2FO	Two Fabric Option	\$131	

DIMENSIONS	1 seat bench w/ online end table (Laminate Top)	2 seat bench w/ online end table (Laminate Top)	2 seat bench w/ online middle table (Laminate Top)
Overall Width:	42"	64"	64"
Overall Depth:	20"	20"	20"
Seat Height:	18"	18"	18"
Table Height:	16"	16"	16"
Qty./Wt. per carton:	1 ea./25 lbs.	1 ea./30 lbs.	1 ea./35 lbs.

Laminate Top Note:

- Tops are 3/4" laminate
- Std with 2C 3mm solid PVC
- Upcharge for these edges
 - 3D - 3mm Woodtone
 - 6F - Multi-Exposed core



TWO SEAT BENCH W/ LAMINATE TOP ONLINE END TABLE

MODEL / DESCRIPTION / LIST PRICING

Model	Description	COM Yardage	Top	Base
7420	1 Seat Bench w/ Laminate Top Online Table	4.25 Yds.	1.75 Yds.	2.5 Yds.
7421	2 Seat Bench w/ Laminate Top Online End Table	5.25 Yds.	2 Yds.	3.25 Yds.
7422	2 Seat Bench w/ Laminate Top Online Center Table	5.25 Yds.	2 Yds.	3.25 Yds.

Model	COM	GR1	GR2	GR3	GR4	GR5	GR6	GR7	GR8	GR9	GR10	LEA
7420	\$2538	\$2714	\$2824	\$2939	\$3053	\$3175	\$3304	\$3436	\$3574	\$3717	\$3863	\$4570
7421	\$2988	\$3195	\$3322	\$3456	\$3591	\$3736	\$3886	\$4042	\$4201	\$4370	\$4543	\$5373
7422	\$2988	\$3195	\$3322	\$3456	\$3591	\$3736	\$3886	\$4042	\$4201	\$4370	\$4543	\$5373

TABLET SHAPES

Choose from 2 Tablet Shapes:

Tablets for Connos modular series are available in 2 shapes shown; specify B or D and left or right (outside or between tablet) when ordering.

Example: TABFB - (B) Left - this would be a fixed shape B tablet on the left side (when seated).

Laminate Top: Tops are 3/4"

Tablet orders of 5 or less have 4 standard laminate colors:

- Wilsonart Black 1595-60
- Wilsonart Montana Walnut 7110K-78
- Formica Brite White 459-58
- Nevamar Silver Alu Metalx MXT003

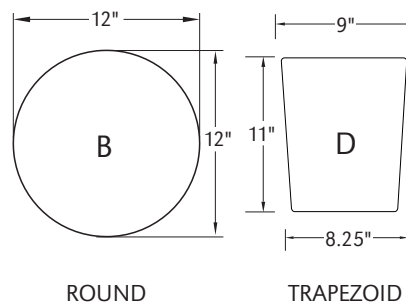
Edge: 6F Multi-Ply

Solid Surface Top:

Tablet orders of 5 or less have 4 standard Corian colors:

- Bone
- Canyon
- Glacier White
- Silver Grey

Tablet arms for the Connos series are spaced to accentuate the sleek thin blade arm



Outside Vertical Arm Between Vertical Arm

Tablet height is 27" from the floor.

OPTIONS

Add upcharge to list price and code to model number

FR	CAL 133 (TB 133) Fire Retardant per yard	\$118	/yd.
MB	Moisture Barrier (up to 60" overall width)	\$164	ea.
MB60	Moisture Barrier (over 60" overall width)	\$262	ea.
2FO	Two Fabric Option	\$131	
GD2	Flat Ganging Device for Soft Seating	\$107	per pair
FMG	Floor Mount Glide	\$29	ea.

TABFB(-)	Fixed Blade Tablet (outside or inside, specify (L/R), shape A, B or C)	\$593	ea. tablet
LAM5	Non-standard laminate (5 tablets or less)	\$554	ea. tablet
SS5	Non-standard Solid Surface (5 tablets or less)	Call For Quote	
SST	Solid Surface	CALL	
E3D	3D PVC 3MM Woodtone Table Edge	\$170	
E6F	6F Exposed Multi-Ply Table Edge	\$441	

DIMENSIONS	Sq. Tabouret	Mobile Sq. Tabouret
Overall Width:	20"	20"
Overall Depth:	20"	20"
Seat Height:	18"	18"
Qty./Wt. per carton:	1 ea./18 lbs.	1 ea./26 lbs.

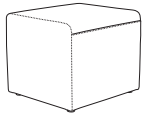


SQUARE TABOURET



MOBILE SQUARE TABOURET

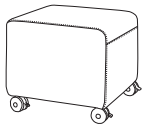
MODEL / DESCRIPTION / LIST PRICING



7400 Square Tabouret (no casters)

COM Yardage: 2.25 Yds. / Top: .75 Yd. / Base: 1.5 Yd.

COM	GR1	GR2	GR3	GR4	GR5	GR6	GR7	GR8	GR9	GR10	LEA
\$1367	\$1463	\$1521	\$1581	\$1645	\$1713	\$1779	\$1851	\$1923	\$2001	\$2083	\$2462



7401 Mobile Square Tabouret w/ casters

COM Yardage: 2.25 Yds. / Top: .75 Yd. / Base: 1.5 Yd.

COM	GR1	GR2	GR3	GR4	GR5	GR6	GR7	GR8	GR9	GR10	LEA
\$1521	\$1628	\$1693	\$1761	\$1832	\$1904	\$1978	\$2059	\$2140	\$2226	\$2315	\$2737

OPTIONS

Add upcharge to list price and code to model number

FR	CAL 133 (TB 133) Fire Retardant per yard	\$118	/yd.
MB	Moisture Barrier (up to 60" overall width)	\$164	ea.

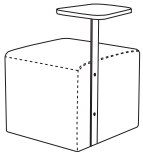
2FO	Two Fabric Option	\$131	
-----	-------------------	-------	--

DIMENSIONS	Sq. Tabouret outside vert tablet arm	Mobile Sq. Tabouret outside vertical tablet arm
Overall Width:	21"	21"
Overall Depth:	25"	25"
Seat Height:	18"	18"
Qty./Wt. per carton:	1 ea./22 lbs.	1 ea./22 lbs.



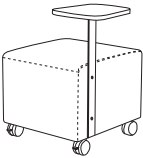
MOBILE SQUARE TABOURET
W/ VERTICAL TABLET ARM

MODEL / DESCRIPTION / LIST PRICING



7402(B/D) Square Tabouret outside vertical tablet arm no casters COM Yardage: 2.25 Yds. / Top: .75 Yd. / Base: 1.5 Yd.

COM	GR1	GR2	GR3	GR4	GR5	GR6	GR7	GR8	GR9	GR10	LEA
\$2018	\$2158	\$2246	\$2335	\$2427	\$2523	\$2626	\$2731	\$2840	\$2953	\$3075	\$3632



7403(B/D) Mobile Square Tabouret outside vertical tablet arm w/ casters COM Yardage: 2.25 Yds. / Top: .75 Yd. / Base: 1.5 Yd.

COM	GR1	GR2	GR3	GR4	GR5	GR6	GR7	GR8	GR9	GR10	LEA
\$2166	\$2317	\$2409	\$2510	\$2608	\$2711	\$2820	\$2935	\$3050	\$3171	\$3300	\$3896

TABLET SHAPES

Choose from 2 Tablet Shapes:

Tablets for Connos modular series are available in 2 shapes shown; specify B or D and left or right (outside or between tablet) when ordering.

Example: TABFB - (B) Left - this would be a fixed shape B tablet on the left side (when seated).

Laminate Top: Tops are 3/4"

Tablet orders of 5 or less have 4 standard laminate colors:

- Wilsonart Black 1595-60
- Wilsonart Montana Walnut 7110K-78
- Formica Brite White 459-58
- Nevamar Silver Alu Metalx MXT003

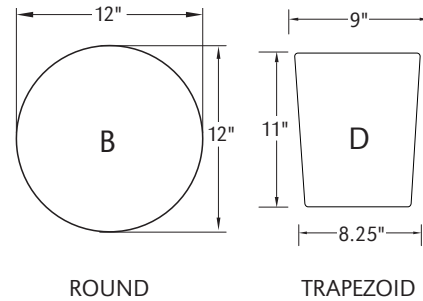
Edge: 6F Multi-Ply

Solid Surface Top:

Tablet orders of 5 or less have 4 standard Corian colors:

- Bone
- Canyon
- Glacier White
- Silver Grey

Tablet arms for the Connos series are spaced to accentuate the sleek thin blade arm



Vertical Arm
Tablet height is 27"
from the floor.

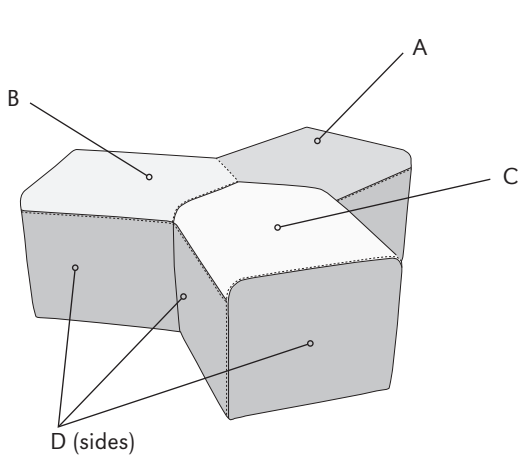
OPTIONS

Add upcharge to list price and code to model number

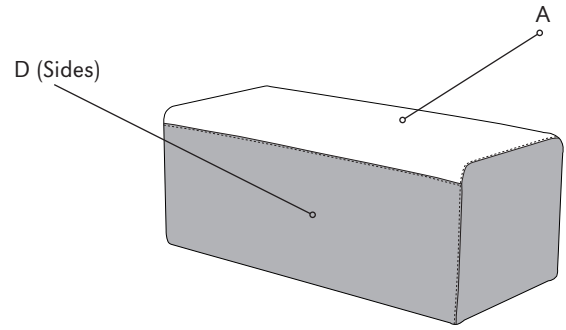
FR	CAL 133 (TB 133) Fire Retardant per yard	\$ 118	/yd.
MB	Moisture Barrier (up to 60" overall width)	\$ 164	ea.
2FO	Two Fabric Option	\$ 131	

TABFB-(L)	Fixed Blade Tablet (outside or inside, specify (L/R), shape A, B or C)	\$593	ea. tablet
LAM5	Non-standard laminate (5 tablets or less)	\$554	ea. tablet
SST	Solid Surface Tablet - add to tablet option	\$271	ea. tablet
SS5	Non-standard Solid Surface (5 tablets or less)	Call For Quote	

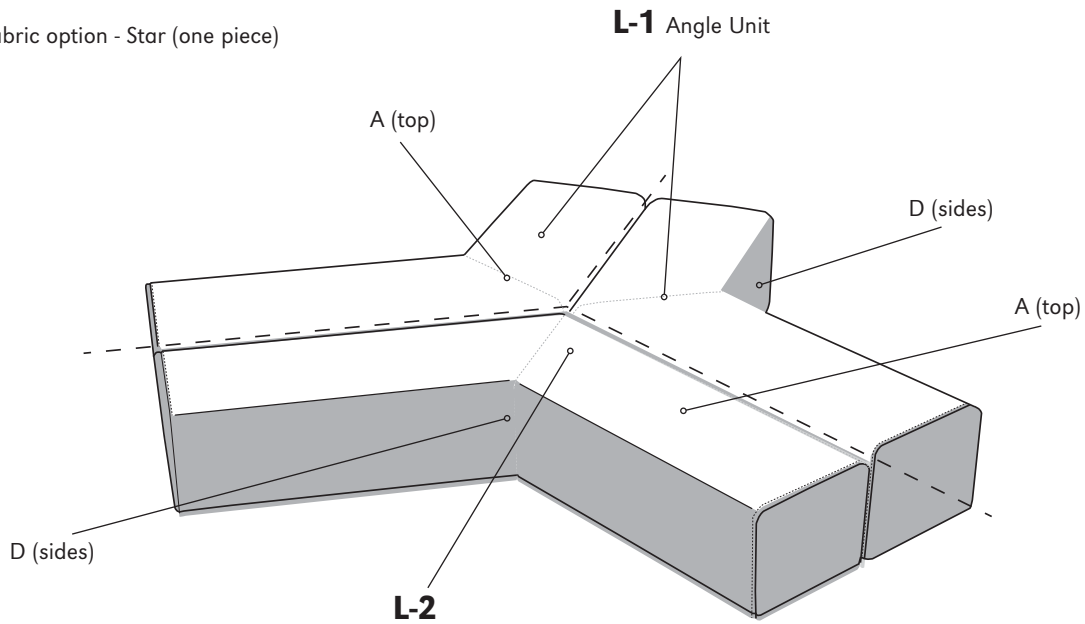
Choose from the following fabric options:



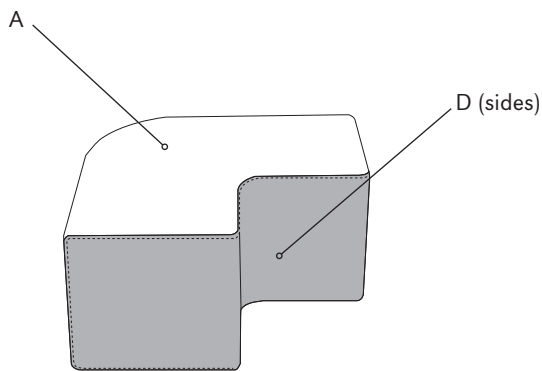
4 Fabric option - Star (one piece)



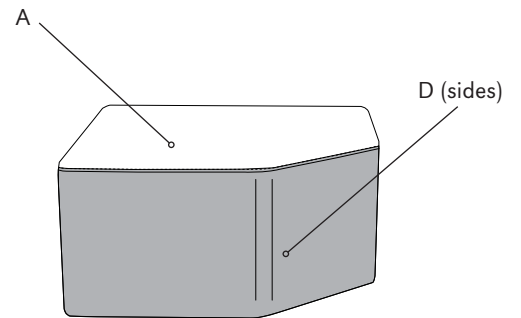
2 Fabric option - Bench



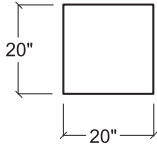
2 Fabric option - Star Grande - **L-1** Angle Unit and **L-2** Angle Unit (3-pieces)



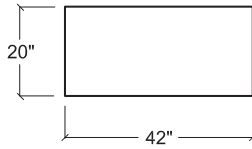
2 Fabric option - 90° Round Corner



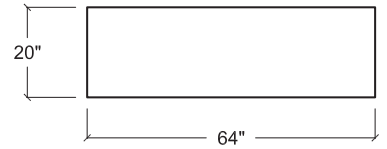
2 Fabric option - Square Corner



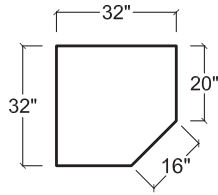
SQUARE TABOURET



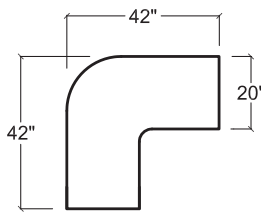
TWO SEAT BENCH



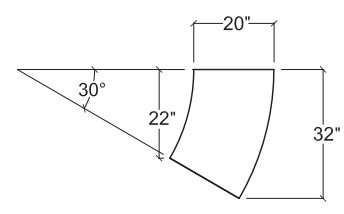
THREE SEAT BENCH



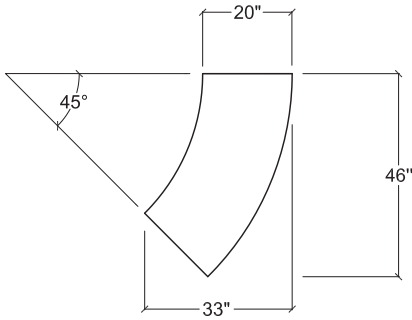
90° SQUARE CORNER



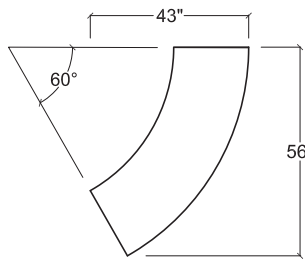
90° ROUND CORNER



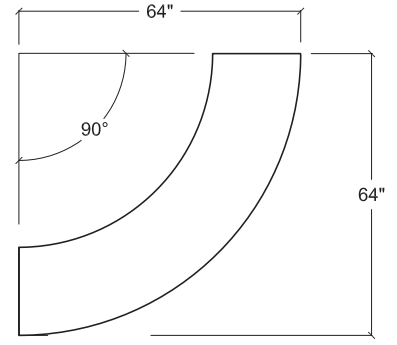
30° ARC



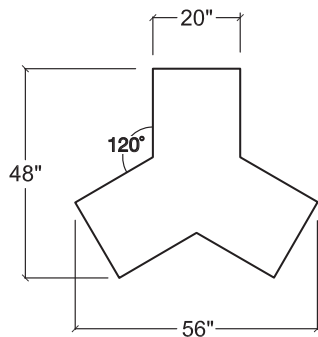
45° ARC



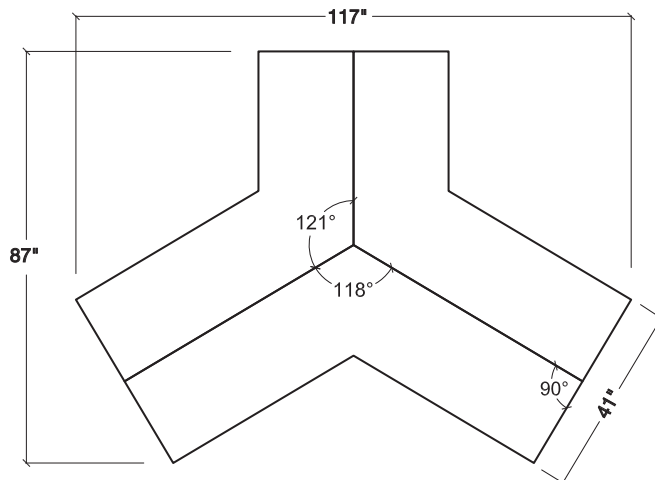
60° ARC



90° ARC




STAR


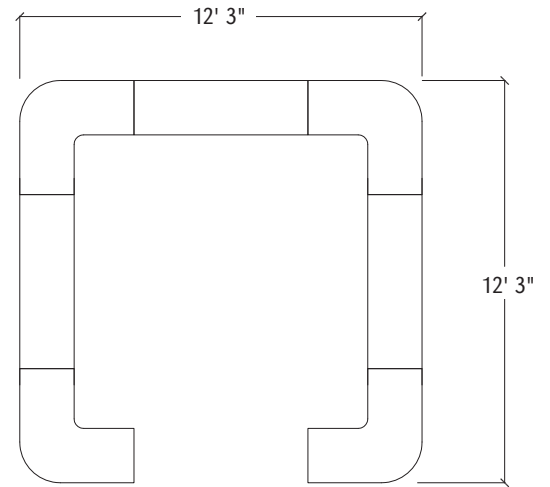


STAR GRANDE

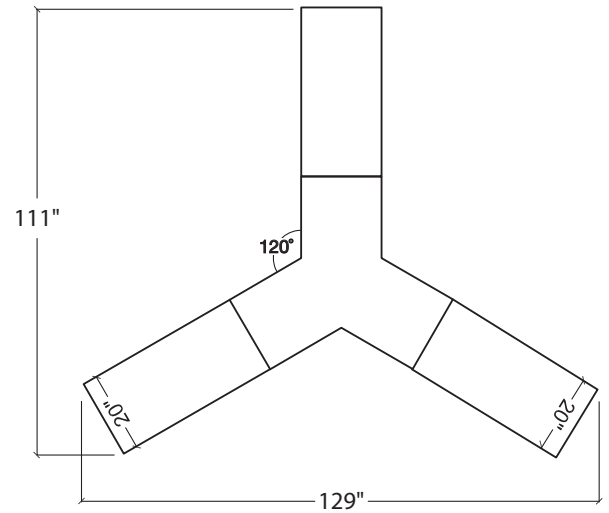
CONFIGURATIONS

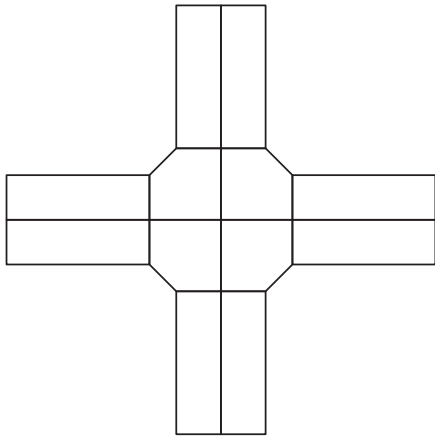


3 - THREE SEAT BENCHES WITH 4 - 90° ROUND CORNER UNITS




3 - TWO SEAT BENCHES WITH A SINGLE STAR UNIT

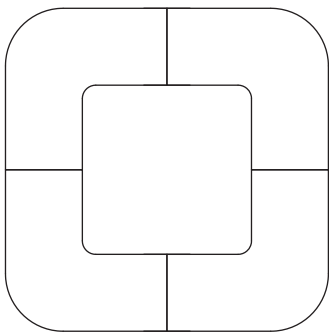




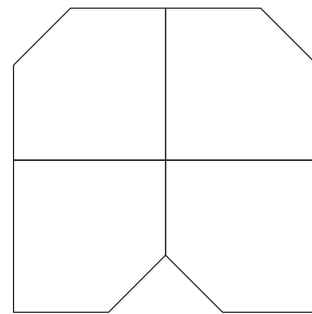
CROSS CORNER CLUSTER



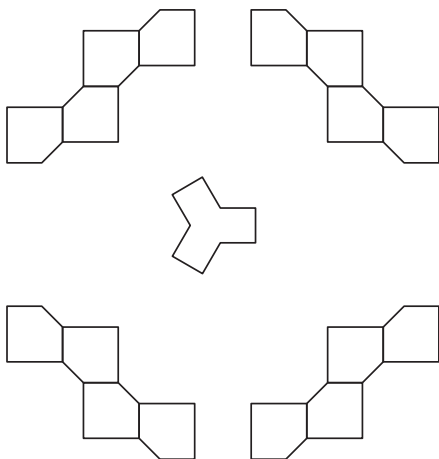
CLUSTER UNITS



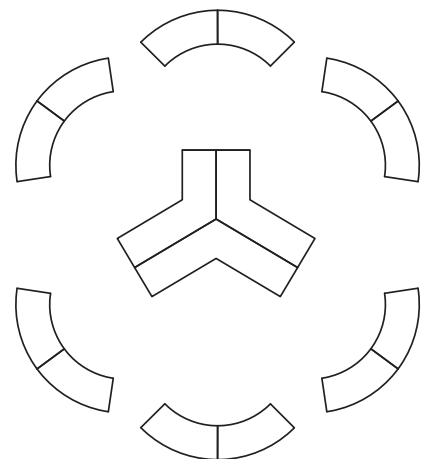
SQUARE CLUSTER



HORSE SHOE CLUSTER



HONEYCOMB CLUSTER



COLLABORATIVE CLUSTER

CORSA

The Corsa table collection has a classic and timeless look with a simple round base with a 3" and 6" diameter stainless steel column. The ultimate setting for this series is the cafe spaces that can offer any chair with comfort.



ROUND CAFÉ TABLE SHOWN WITH STAINLESS STEEL BASE



SQUARE CAFÉ TABLE SHOWN WITH STAINLESS STEEL BASE

ORDERING INFORMATION

- | | |
|-----------------|-------------------------------|
| 1) Series Name | 5) Base Finish |
| 2) Model Number | 6) Laminate Selection and No. |
| 3) Size | 7) Edge Style Code and Color |
| 4) Quantity | 8) Optional Items |

BASE SPECIFICATIONS

Column: 3" and 6" diameter stainless steel #201
Base Spread: 17", 22" or 28"

Plate: 10" x 10" square, 12" X 12" square, 14" X 14" square, 24" x 24" square

Glides: Nylon glides

Assembly: Top plate is welded to the vertical column and the vertical column is bolted to the horizontal base. No tie rod assembly. Base mounts to tabletop with ¼-20 x 1" machine screws into metal inserts in top.

STANDARD BASE FINISHES

Metal Base: Stainless Steel

OPTIONAL BASE FINISHES

Metal Base: Standard Powder Coat or Polished Chrome

TABLE TOP SPECIFICATIONS

Table Tops

Table top core is CARB Phase I & Phase II Compliant. Laminate, wood veneer and phenolic backing are glued with water based adhesives.

COLOR / EDGE SELECTIONS

Laminate/Veneer Selections

ERG offers over 1000 standard laminate choices from Nevamar, Wilsonart, Formica and Pionite. Wood veneer is available in transparent stain colors - custom stain matching available for an upcharge.

Edge Selections

ERG offers a wide variety of table top edge materials including PVC, wood, aluminum and resin/urethane.

Special Edge Note: When ganging or butting tables together, ERG recommends using 3MM flat edge or flat wood edge. Square tables using **T-MOLD** edge will have a 3" radius on all corners.

Special Edge Note:

Square tables using PVC T-edge will have a 3" radius on all corners. We also offer 4" radius corners.

OPTIONS

- CODE: SF - Powder Coat Finish
- CODE: PC-CO - Polished Chrome Finish
- CODE: GD3 - Flat Ganging Device for Café & Training Tables
- CODE: STH - Special Table Height (other than 29" or 42")
- CODE: CRT - Racetrack table top
- CODE: COT - Oval table top
- CODE: CBT - Boat table top
- CODE: CAT - Almost Rectangle Table Top
- CODE: RAD - 3" Radius Corners for 3MM Edge

Applies to:
COR30D
COR36D
COR42D
COR30S
COR36S

QUICK SHIP
10
DAYS



SQUARE CAFÉ TABLE SHOWN
WITH STAINLESS STEEL BASE

MODEL / DESCRIPTION / LIST PRICING

CORSA | CAFÉ | ROUND | STAINLESS STEEL BASE



ROUND

Model Number	Table Top Size	Base Spread	Table Height	Shpg. Wght.	LAMINATE TOP ASSORTED EDGES							VENEER TOP	
					GRP 1	GRP 2	GRP 3	GRP 4	GRP 5	GRP 6	GRP 7	GRP 8	GRP 9
COR24D	24" Dia.	17"	29"	32	\$693	\$706	\$807	\$1012	\$1029	\$1176	\$1354	\$1538	\$1745
COR30D	30" Dia.	22"	29"	43	\$820	\$840	\$974	\$1259	\$1276	\$1469	\$1701	\$1857	\$2060
COR36D	36" Dia.	22"	29"	53	\$935	\$961	\$1122	\$1474	\$1490	\$1724	\$2001	\$2139	\$2341
COR42D	42" Dia.	22"	29"	72	\$1115	\$1147	\$1359	\$1826	\$1843	\$2148	\$2510	\$2590	\$2773
COR48D	48" Dia.	28"	29"	86	\$1474	\$1511	\$1765	\$2328	\$2345	\$2712	\$3150	\$3364	\$3678
COR54D	54" Dia.	28"	29"	135	\$2188	\$2627	\$2923	\$3553	\$3570	\$4007	\$4535	\$5399	\$5688
COR60D	60" Dia.	28"	29"	160	\$2726	\$2778	\$3124	\$3867	\$3884	\$4392	\$4998	\$5857	\$6101

Note: 48", 54" and 60" tables have 6" diameter column for stability.

CORSA | CAFÉ | SQUARE | STAINLESS STEEL BASE



SQUARE

Model Number	Table Top Size	Base Spread	Table Height	Shpg. Wght.	LAMINATE TOP ASSORTED EDGES							VENEER TOP	
					GRP 1	GRP 2	GRP 3	GRP 4	GRP 5	GRP 6	GRP 7	GRP 8	GRP 9
COR24S	24" Sq.	17"	29"	40	\$686	\$704	\$808	\$1025	\$1042	\$1194	\$1372	\$1539	\$1733
COR2430S	24x30 Sq.	22"	29"	49	\$742	\$759	\$881	\$1141	\$1158	\$1335	\$1546	\$1681	\$1861
COR30S	30" Sq.	22"	29"	54	\$806	\$826	\$962	\$1245	\$1262	\$1454	\$1686	\$1828	\$2022
COR36S	36" Sq.	22"	29"	67	\$953	\$976	\$1142	\$1504	\$1521	\$1762	\$2050	\$2179	\$2378
COR42S	42" Sq.	28"	29"	90	\$1337	\$1368	\$1579	\$2033	\$2050	\$2355	\$2719	\$3006	\$3358
COR48S	48" Sq.	28"	29"	138	\$1485	\$1524	\$1787	\$2359	\$2376	\$2752	\$3201	\$3404	\$3715

Note: 48" tables have 6" diameter column for stability.

OPTIONS

Add upcharge to list price and code to model number

SF	Powder Coat Finish	\$79	per base	PC-CO	Polished Chrome Finish	\$197	per base
STH	Special Table Height (other than 29" or 42")	\$197	per leg	RAD	3" Radius Corners for 3MM Edge	\$262	per table
GD3	Flat Ganging Device for Café & Training Tables	\$137	per table				



ROUND BAR HEIGHT TABLE SHOWN WITH OPTIONAL POWDER COAT BASE

MODEL / DESCRIPTION / LIST PRICING

CORSA | CAFÉ | RECTANGLE | STAINLESS STEEL BASE



Model Number	Table Top Size	Base Spread	Table Height	Shpg. Wght.	LAMINATE TOP ASSORTED EDGES							VENEER TOP	
					GRP1	GRP2	GRP3	GRP4	GRP5	GRP6	GRP7	GRP8	GRP9
COR2448	24X48	2-17"	29"	70	\$1164	\$1185	\$1320	\$1591	\$1608	\$1803	\$2041	\$2512	\$2967
COR2460	24X60	2-17"	29"	79	\$1223	\$1245	\$1396	\$1704	\$1721	\$1939	\$2200	\$2657	\$3106
COR3048	30X48	2-17"	29"	79	\$1279	\$1302	\$1448	\$1752	\$1768	\$1984	\$2243	\$2757	\$3256
COR3060	30X60	2-17"	29"	90	\$1355	\$1381	\$1547	\$1903	\$1920	\$2165	\$2462	\$2949	\$3440
COR3072	30X72	2-17"	29"	102	\$1636	\$1666	\$1851	\$2237	\$2254	\$2526	\$2853	\$4031	\$4627
COR3660	36X60	2-22"	29"	102	\$1655	\$1685	\$1877	\$2276	\$2293	\$2572	\$2910	\$4087	\$4677
COR3672	36X72	2-22"	29"	115	\$1724	\$1758	\$1970	\$2424	\$2441	\$2755	\$3131	\$4305	\$4874

Note: When optional base finish is required, please multiply upcharge by 2 for tables supported with an extra base.

CORSA | BAR HEIGHT | ROUND | STAINLESS STEEL BASE



Model Number	Table Top Size	Base Spread	Table Height	Shpg. Wght.	LAMINATE TOP ASSORTED EDGES							VENEER TOP	
					GRP 1	GRP 2	GRP 3	GRP 4	GRP 5	GRP 6	GRP 7	GRP 8	GRP 9
CORH24D	24" Dia.	22"	42"	40	\$889	\$906	\$1002	\$1202	\$1219	\$1363	\$1539	\$1913	\$2269
CORH30D	30" Dia.	22"	42"	55	\$990	\$1010	\$1142	\$1419	\$1436	\$1627	\$1859	\$2178	\$2507
CORH36D	36" Dia.	28"	42"	63	\$1215	\$1240	\$1399	\$1733	\$1750	\$1988	\$2267	\$2667	\$3080

CORSA | BAR HEIGHT | SQUARE | STAINLESS STEEL BASE



Model Number	Table Top Size	Base Spread	Table Height	Shpg. Wght.	LAMINATE TOP ASSORTED EDGES							VENEER TOP	
					GRP 1	GRP 2	GRP 3	GRP 4	GRP 5	GRP 6	GRP 7	GRP 8	GRP 9
CORH36S	36" Sq.	28"	42"	67	\$1252	\$1279	\$1441	\$1789	\$1806	\$2046	\$2336	\$2748	\$3174

Note: Other bar height sizes available. Call for pricing.

OPTIONS

Add upcharge to list price and code to model number

SF	Powder Coat Finish	\$79	per base	PC-CO	Polished Chrome Finish	\$197	per base
STH	Special Table Height (other than 29" or 42")	\$197	per leg	RAD	3" Radius Corners for 3MM Edge	\$262	per table
GD3	Flat Ganging Device for Café & Training Tables	\$137	per table				



RECTANGLE CONFERENCE TABLE SHOWN WITH
OPTIONAL POWDER COAT BASE

MODEL / DESCRIPTION / LIST PRICING

CORSA | CONFERENCE | RECTANGLE

	Model Number	Table Top Size	Base Spread	Table Height	Shpg. Wght.	LAMINATE TOP ASSORTED EDGES							VENEER TOP	
						GRP1	GRP2	GRP3	GRP4	GRP5	GRP6	GRP7	GRP8	GRP9
RECTANGLE	CORC4272	42X72	2-28"	29"	129	\$3269	\$3337	\$3788	\$4767	\$4784	\$5441	\$6226	\$8301	\$9245
	CORC4284	42X84	2-28"	29"	144	\$3405	\$3477	\$3961	\$5015	\$5032	\$5734	\$6573	\$8690	\$9631
	CORC4296	42X96	2-28"	29"	160	\$3500	\$3579	\$4095	\$5226	\$5243	\$5990	\$6885	\$8999	\$9909
	CORC4872	48X72	2-28"	29"	142	\$3346	\$3422	\$3897	\$4941	\$4958	\$5651	\$6481	\$8552	\$9472
	CORC4884	48X84	2-28"	29"	160	\$3728	\$3807	\$4317	\$5434	\$5451	\$6195	\$7088	\$9463	\$10544
	CORC4896	48X96	2-28"	29"	178	\$3839	\$3921	\$4470	\$5674	\$5691	\$6484	\$7441	\$9810	\$10858
	CORC48108*	48X108	3-28"	29"	196	\$4101	\$4192	\$4773	\$6057	\$6074	\$6921	\$7938	\$10478	\$11604
	CORC48120*	48X120	3-28"	29"	214	\$4212	\$4305	\$4928	\$6295	\$6312	\$7212	\$8289	\$10825	\$11917
	CORC48144*	48X144	3-28"	29"	250	\$4972	\$5078	\$5766	\$7282	\$7299	\$8299	\$9502	\$12641	\$14061
	CORC6096	60X96	2-28"	29"	214	\$4354	\$4451	\$5069	\$6420	\$6436	\$7331	\$8406	\$11115	\$12320
	CORC60108*	60X108	3-28"	29"	237	\$4569	\$4670	\$5330	\$6786	\$6803	\$7759	\$8909	\$11701	\$12925
	CORC60120*	60X120	3-28"	29"	259	\$4817	\$4927	\$5632	\$7187	\$7204	\$8226	\$9451	\$12370	\$13633
	CORC60144*	60X144	3-28"	29"	304	\$5821	\$5942	\$6730	\$8460	\$8477	\$9629	\$11008	\$14744	\$16460

* Asterisk after model number indicates 2+ pieces tops with center seam for tables over 96"

Note: Other sizes upon request, call ERG customer service.

Note: 48" and 60" tables have 6" diameter column for stability.

OPTIONS

Add upcharge to list price and code to model number

SF	Powder Coat Finish	\$79	per base	CAT	Almost Rectangle table top	add 25%	per top
GD3	Flat Ganging Device for Café & Training Tables	\$137	per table	STH	Special Table Height (other than 29" or 42")	\$197	per leg
CRT	Racetrack table top – add to rectangle top price	add 20%	per top	PC-CO	Polished Chrome Finish	\$197	per base
COT	Elliptical table top – add to rectangle top price	add 20%	per top	RAD	3" Radius Corners for 3MM Edge	\$262	per table
CBT	Boat table top – add to rectangle top price	add 25%	per top				



SQUARE TOP OCCASIONAL TABLE SHOWN WITH
OPTIONAL POWDER COAT BASE

MODEL / DESCRIPTION / LIST PRICING

CORSA | OCCASIONAL | ROUND



Model Number	Table Top Size	Table Height	Table Shape	Shpg. Weight	LAMINATE TOP EDGE 2B	LAMINATE TOP EDGE 3A OR SELF EDGE	VENEER TOP EDGE 8G	SOLID SURFACE TOP
CORO20D	20"dia.	17"	round	35lbs.	\$ 1251	\$ 1527	\$ 1312	CALL
CORO24D	24"dia.	17"	round	40lbs.	\$ 1303	\$ 1590	\$ 1377	CALL
CORO30D	30"dia.	17"	round	45lbs.	\$ 1335	\$ 1628	\$ 1414	CALL
CORO36D	36"dia.	17"	round	50lbs.	\$ 1387	\$ 1692	\$ 1468	CALL
CORO20DT	20"dia.	22"	round	35lbs.	\$ 1271	\$ 1551	\$ 1345	CALL
CORO24DT	24"dia.	22"	round	40lbs.	\$ 1320	\$ 1610	\$ 1397	CALL

CORSA | OCCASIONAL | SQUARE



Model Number	Table Top Size	Table Height	Table Shape	Shpg. Weight	LAMINATE TOP EDGE 2B	LAMINATE TOP EDGE 3A OR SELF EDGE	VENEER TOP EDGE 8G	SOLID SURFACE TOP
CORO20S	20" x 20"	17"	square	45 lbs.	\$ 1271	\$ 1551	\$ 1345	CALL
CORO24S	24" x 24"	17"	square	50 lbs.	\$ 1320	\$ 1610	\$ 1397	CALL
CORO30S	30" x 30"	17"	square	55 lbs.	\$ 1354	\$ 1652	\$ 1433	CALL
CORO36S	36" x 36"	17"	square	55 lbs.	\$ 1387	\$ 1692	\$ 1468	CALL
CORO20ST	20" x 20"	22"	square	47 lbs.	\$ 1284	\$ 1566	\$ 1362	CALL
CORO24ST	24" x 24"	22"	square	52 lbs.	\$ 1335	\$ 1628	\$ 1414	CALL

OPTIONS

Add upcharge to list price and code to model number

SF	Powder Coat Finish	\$79	per base	PC-CO	Polished Chrome Finish	\$197	per base
----	--------------------	------	----------	-------	------------------------	-------	----------



4" RADIUS CORNER TOP
OCCASIONAL TABLE SHOWN WITH
STANDARD STAINLESS STEEL BASE

MODEL / DESCRIPTION / LIST PRICING

CORSA | OCCASIONAL | 4" RADIUS CORNER EDGE

4" RADIUS CORNER

Model Number	Table Top Size	Table Height	Table Shape	Shpg. Weight	LAMINATE TOP EDGE 2B	LAMINATE TOP EDGE 3A OR SELF EDGE	VENEER TOP EDGE 8G	SOLID SURFACE TOP
CORO20R	20" x 20"	17"	4" radius corner	35 lbs.	\$1328	\$1620	\$1406	CALL
CORO24R	24" x 24"	17"	4" radius corner	40 lbs.	\$1377	\$1680	\$1462	CALL
CORO30R	30" x 30"	17"	4" radius corner	45 lbs.	\$1414	\$1724	\$1498	CALL
CORO36R	36" x 36"	17"	4" radius corner	50 lbs.	\$1468	\$1791	\$1556	CALL
CORO20RT	20" x 20"	22"	4" radius corner	47 lbs.	\$1362	\$1661	\$1444	CALL
CORO24RT	24" x 24"	22"	4" radius corner	52 lbs.	\$1414	\$1724	\$1498	CALL

OPTIONS

Add upcharge to list price and code to model number

SF	Powder Coat Finish	\$79	per base	PC-CO	Polished Chrome Finish	\$197	per base
----	--------------------	------	----------	-------	------------------------	-------	----------

CROSSFIRE

The Crossfire table collection features a variety of base styles including the X-base, Y-base and T-leg bases. These versatile tables are perfect for dining, conference, and training areas, to the function of any space.



ROUND CAFÉ TABLE



TRAINING TABLE



CONFERENCE TABLE
SHOWN WITH TT-BASE

ORDERING INFORMATION

- | | |
|---------------------------|---|
| 1) Series Name | 6) Laminate Selection and No. Finish Code |
| 2) Model Number | 7) Edge Style Code and Color |
| 3) Size | 8) Wood Stain Color |
| 4) Quantity | 9) Optional Items |
| 5) Powder Coat Base Color | |

BASE SPECIFICATIONS

Column: 2.25" diameter 14 gauge steel tubing welded to top plate.

Base: Diecast aluminum tubing

Plate: 8" x 8" square, 12" X 12" square, 12 gauge stamped steel, 5" x 5" or 2" x 4" 12 gauge stamped steel (Flip-Top or Folding)

Glides: Adjustable steel glides

Assembly: Top plate is welded to the vertical column and the vertical column is bolted to the horizontal base. No tie rod assembly. Base mounts to tabletop with ¼-20 x 1" machine screws into metal inserts in top.

STANDARD BASE FINISHES

- X-Base:** Standard Powder Coat
- T-Base:** Standard Powder Coat
- TT-Base:** Standard Powder Coat
- Y-Base:** Standard Powder Coat

OPTIONAL BASE FINISHES

- X-Base:** Polished Chrome
- T-Base:** Polished Chrome
- TT-Base:** Polished Chrome
- Y-Base:** Polished Chrome

TABLE TOP SPECIFICATIONS

Table Tops

Table top core is CARB Phase I & Phase II Compliant. Laminate, wood veneer and phenolic backing are glued with water based adhesives.

Ultra-Lightweight Table Tops

Ultra-lightweight tables have an exceptionally strong manufactured MDF top made from 100% recovered and recycled wood fiber with at least 25% post-industrial recycled fiber; the balance consisting of recovered waste fiber. Ultra-light tables are 18% lighter than standard tables.

COLOR / EDGE SELECTIONS

Laminate/Veneer Selections

ERG offers over 1000 standard laminate choices from Nevamar, Wilsonart, Formica and Pionite. Wood veneer is available in transparent stain colors - custom stain matching available for an upcharge.

Edge Selections

ERG offers a wide variety of table top edge materials including PVC, wood, aluminum and resin/urethane.

Special Edge Note: When ganging or butting tables together, ERG recommends using 3MM flat edge or flat wood edge. Square tables using **T-MOLD** edge will have a 3" radius on all corners.

OPTIONS

- CODE: FLIP-X - Flip Top per X-base
- CODE: FLIP-T - Flip-Top for two T-legs
- CODE: ASB - Anti-Sag Bar for tables under 72"
- CODE: FOLD - Lightweight Folding Leg Mechanism for table
- CODE: CIN - Crossfire Inline Nesting • CODE: CAS3 - 3" Locking Casters - Black
- CODE: RP - Painted Foot-ring for bar height
- CODE: RAD - 3" Radius Corners for 3MM Edge
- CODE: STH - Special Table Height (other than 29" or 42")
- CODE: GD3 - Flat Ganging Device for Café & Training Tables
- CODE: CRT - Racetrack table top
- CODE: COT - Oval table top
- CODE: CBT - Boat table top
- CODE: CAT - Almost Rectangle Table Top
- CODE: PC - Polished Chrome
- CODE: SLG - Self-Leveling Glide

Note: When ordering modesty panel, table and panel must have 3MM edge.



FLIP TOP FOR TWO T-LEGS



3" MOBILE CASTERS



OPTIONAL POLISHED CHROME



PAINTED FOOT RING FOR BAR HEIGHT



CROSSFIRE INCLINE NESTING



SELF-LEVELING GLIDE



FLAT GANGING DEVICE

Notes:

Flip-Top Mechanism

Durable all-steel construction with a spring-loaded release handle and a safety catch to maintain flipped-up position.

Folding Mechanism

Nylon injection molded housing, cast aluminum pivot and metal locking slider. Rigid, taper locking design is activated by single lever that also locks in folded position.



CAFÉ TABLE SQUARE
SHOWN WITH X-BASE

MODEL / DESCRIPTION / LIST PRICING

CROSSFIRE | CAFÉ | ROUND



ROUND

Model Number	Table Top Size	Base Spread	Table Height	Shpg. Wght.	LAMINATE TOP ASSORTED EDGES							VENEER TOP	
					GRP 1	GRP 2	GRP 3	GRP 4	GRP 5	GRP 6	GRP 7	GRP 8	GRP 9
CF30D	30" Dia.	26"- X	29"	43	\$938	\$958	\$1107	\$1380	\$1397	\$1589	\$1818	\$2425	\$2703
CF36D	36" Dia.	33"- X	29"	53	\$1053	\$1077	\$1254	\$1594	\$1611	\$1839	\$2115	\$2757	\$3031
CF42D	42" Dia.	33"- X	29"	72	\$1267	\$1300	\$1529	\$1980	\$1997	\$2298	\$2659	\$3375	\$3653
CF48D	48" Dia.	38"- X	29"	103	\$1397	\$1435	\$1715	\$2271	\$2288	\$2651	\$3088	\$3799	\$4036

CROSSFIRE | CAFÉ | SQUARE



SQUARE

Model Number	Table Top Size	Base Spread	Table Height	Shpg. Wght.	LAMINATE TOP ASSORTED EDGES							VENEER TOP	
					GRP 1	GRP 2	GRP 3	GRP 4	GRP 5	GRP 6	GRP 7	GRP 8	GRP 9
CF2430S	24x30 Sq.	26"- X	29"	49	\$861	\$879	\$1016	\$1264	\$1281	\$1457	\$1667	\$2226	\$2486
CF30S	30" Sq.	26"- X	29"	54	\$907	\$930	\$1077	\$1353	\$1370	\$1559	\$1789	\$2365	\$2620
CF36S	36" Sq.	33"- X	29"	67	\$1092	\$1119	\$1302	\$1651	\$1668	\$1905	\$2190	\$2862	\$3152
CF42S	42" Sq.	38"- X	29"	90	\$1272	\$1304	\$1538	\$1988	\$2005	\$2303	\$2663	\$3389	\$3674

CROSSFIRE | CAFÉ | RECTANGLE



RECTANGLE

Model Number	Table Top Size	Base Spread	Table Height	Shpg. Wght.	LAMINATE TOP ASSORTED EDGES							VENEER TOP	
					GRP 1	GRP 2	GRP 3	GRP 4	GRP 5	GRP 6	GRP 7	GRP 8	GRP 9
CF2448	24x48 Sq.	2-20"- T	29"	70	\$1087	\$1111	\$1285	\$1611	\$1628	\$1854	\$2124	\$2820	\$3135
CF2460	24x60 Sq.	2-20"- T	29"	79	\$1142	\$1170	\$1365	\$1732	\$1749	\$2001	\$2303	\$2999	\$3295
CF3048	30x48 Sq.	2-26"- T	29"	79	\$1148	\$1175	\$1375	\$1748	\$1765	\$2018	\$2326	\$3019	\$3315
CF3060	30x60 Sq.	2-26"- T	29"	90	\$1216	\$1246	\$1467	\$1896	\$1913	\$2199	\$2541	\$3236	\$3509

OPTIONS

Add upcharge to list price and code to model number

FLIP-X	Flip-Top per X-base (up to 42" top maximum)	\$203	per table
FLIP-T	Flip-Top for two T-legs	\$468	per table
CAS3	3" Locking Casters - Black	\$34	ea.
RAD	3" Radius Corners for 3MM Edge	\$262	per table
STH	Special Table Height (other than 29" or 42")	\$197	per leg

PC	Polished Chrome (X and T Bases)	\$118	per base
GD3	Flat Ganging Device for Café & Training Tables	\$137	per pair
SLG	Self-Leveling Glide	\$11	per glide



BAR HEIGHT TABLE ROUND
SHOWN WITH X-BASE

MODEL / DESCRIPTION / LIST PRICING

CROSSFIRE | CAFÉ | BAR HEIGHT



ROUND



SQUARE

Model Number	Table Top Size	Base Spread	Table Height	Shpg. Wght.	LAMINATE TOP ASSORTED EDGES								VENEER TOP	
					GRP 1	GRP 2	GRP 3	GRP 4	GRP 5	GRP 6	GRP 7	GRP 8	GRP 9	
CFH24D	24" Dia.	20"- X	42"	40	\$1162	\$1176	\$1294	\$1475	\$1492	\$1636	\$1808	\$2792	\$3343	
CFH30D	30" Dia.	26"- X	42"	50	\$1223	\$1243	\$1396	\$1654	\$1671	\$1861	\$2092	\$3031	\$3521	
CFH36D	36" Dia.	33"- X	42"	63	\$1406	\$1432	\$1614	\$1935	\$1952	\$2183	\$2459	\$3510	\$4048	
CFH36S	36" Sq.	33"- X	42"	67	\$1457	\$1481	\$1670	\$2000	\$2017	\$2253	\$2539	\$3632	\$4195	

Note: Other bar height sizes available. Call for pricing.

Note: Fliptop X- base tables with casters in bar & counter height max 36" D or 36" S

OPTIONS

Add upcharge to list price and code to model number

FLIP-X	Flip-Top per X-base (up to 42" top maximum)	\$203	per table
STH	Special Table Height (other than 29" or 42")	\$197	per leg
RP	Painted Foot-ring for Bar Height	\$145	per table
CAS3	3" Locking Casters - Black	\$34	ea.
PC	Polished Chrome (X and T Bases)	\$118	per base

GD3	Flat Ganging Device for Café & Training Tables	\$137	per pair
RAD	3" Radius Corners for 3MM Edge	\$262	per table
SLG	Self-Leveling Glide	\$11	per glide



TRAINING TABLE WITH CASTERS

MODEL / DESCRIPTION / LIST PRICING

CROSSFIRE | RECTANGLE

	Model Number	Table Top Size	Base Spread	Table Height	Shpg. Wght.	LAMINATE TOP ASSORTED EDGES							VENEER TOP	
						GRP 1	GRP 2	GRP 3	GRP 4	GRP 5	GRP 6	GRP 7	GRP 8	GRP 9
RECTANGLE	CF2436	24 X 36	2-20"- T	29"	61	\$1032	\$1055	\$1209	\$1489	\$1506	\$1705	\$1944	\$2643	\$2974
	CF2448	24 X 48	2-20"- T	29"	70	\$1087	\$1111	\$1285	\$1611	\$1628	\$1854	\$2124	\$2820	\$3135
	CF2460	24 X 60	2-20"- T	29"	79	\$1142	\$1170	\$1365	\$1732	\$1749	\$2001	\$2303	\$2999	\$3295
	CF2472	24 X 72	2-20"- T	29"	88	\$1375	\$1405	\$1624	\$2029	\$2046	\$2324	\$2658	\$3556	\$3966
	CF2484	24 X 84	2-20"- T	29"	97	\$1460	\$1494	\$1741	\$2211	\$2228	\$2546	\$2930	\$3824	\$4212
	CF2496	24 X 96	2-20"- T	29"	106	\$1515	\$1551	\$1818	\$2335	\$2352	\$2696	\$3111	\$4006	\$4371
	CF3036	30 X 36	2-26"- T	29"	68	\$1084	\$1105	\$1280	\$1601	\$1618	\$1839	\$2104	\$2804	\$3119
	CF3048	30 X 48	2-26"- T	29"	79	\$1148	\$1175	\$1375	\$1748	\$1765	\$2018	\$2326	\$3019	\$3315
	CF3060	30 X 60	2-26"- T	29"	90	\$1216	\$1246	\$1467	\$1896	\$1913	\$2199	\$2541	\$3236	\$3509
	CF3072	30 X 72	2-26"- T	29"	102	\$1460	\$1495	\$1742	\$2216	\$2233	\$2548	\$2932	\$3827	\$4213
	CF3084	30 X 84	2-26"- T	29"	113	\$1555	\$1596	\$1877	\$2426	\$2443	\$2808	\$3243	\$4137	\$4489
	CF3096	30 X 96	2-26"- T	29"	124	\$1623	\$1663	\$1971	\$2576	\$2593	\$2987	\$3465	\$4354	\$4683
	CF3648	36 X 48	2-26"- T	29"	88	\$1224	\$1253	\$1480	\$1918	\$1935	\$2223	\$2572	\$3266	\$3365
	CF3660	36 X 60	2-26"- T	29"	102	\$1303	\$1336	\$1592	\$2088	\$2105	\$2432	\$2826	\$3517	\$3763
	CF3672	36 X 72	2-26"- T	29"	115	\$1561	\$1598	\$1880	\$2435	\$2452	\$2817	\$3257	\$4146	\$4502
	CF3684	36 X 84	2-26"- T	29"	129	\$1668	\$1711	\$2035	\$2672	\$2689	\$3108	\$3606	\$4493	\$4815
	CF3696	36 X 96	2-26"- T	29"	142	\$1744	\$1793	\$2144	\$2842	\$2859	\$3317	\$3863	\$4745	\$5039

Note: Other training sizes available. Call for pricing.

Note: Fliptop tables with casters in counter & bar height available in depth ranges 24"-36" only
Max Length up 72" - Not available with C-legs

OPTIONS

Add upcharge to list price and code to model number

FLIP-T	Flip-Top for two T-legs	\$468	per table
ASB	Anti-Sag Bar for tables under 72"	\$105	per table
FOLD	Lightweight Folding Leg Mechanism	\$390	per table
STH	Special Table Height (other than 29" or 42")	\$197	per leg
CAS3	3" Locking Casters - Black (2 Casters per T-leg)	\$34	ea.
GD3	Flat Ganging Device for Café & Training Tables	\$137	per pair

PC	Polished Chrome	\$118	per leg
CIN	Crossfire Inline Nesting	\$85	per base
RAD	3" Radius Corners for 3MM Edge	\$262	per table
SLG	Self-Leveling Glide	\$11	per glide



HALF ROUND TRAINING TABLE

MODEL / DESCRIPTION / LIST PRICING

CROSSFIRE | TRAPEZOID

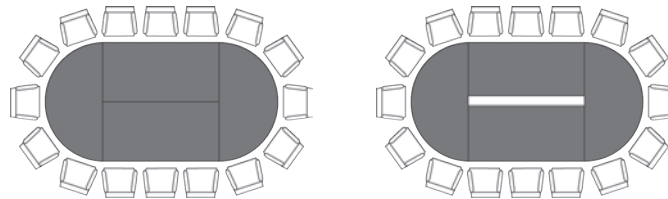


Model Number	Table Top Size	Base Spread	Table Height	Shpg. Wght.	LAMINATE TOP ASSORTED EDGES							VENEER TOP	
					GRP 1	GRP 2	GRP 3	GRP 4	GRP 5	GRP 6	GRP 7	GRP 8	GRP 9
CFT2448	24 X 48	2-20"- T	29"	70	\$1280	\$1313	\$1562	\$2041	\$2058	\$2372	\$2754	\$3443	\$3694
CFT2460	24 X 60	2-20"- T	29"	79	\$1400	\$1440	\$1729	\$2302	\$2319	\$2694	\$3143	\$3827	\$4041
CFT3060	30 X 60	2-26"- T	29"	90	\$1462	\$1503	\$1816	\$2441	\$2458	\$2862	\$3347	\$4031	\$4222
CFT3672	36 X 72	2-26"- T	29"	115	\$1796	\$1845	\$2215	\$2953	\$2970	\$3451	\$4024	\$4909	\$5184

CROSSFIRE | SECTIONAL | HALF ROUND



Model Number	Table Top Size	Base Spread	Table Height	Shpg. Wght.	LAMINATE TOP ASSORTED EDGES							VENEER TOP	
					GRP 1	GRP 2	GRP 3	GRP 4	GRP 5	GRP 6	GRP 7	GRP 8	GRP 9
CFHR2448	24 X 48	2-20"- T	29"	70	\$1450	\$1494	\$1799	\$2415	\$2432	\$2834	\$3314	\$3995	\$4193
CFHR3060	30 X 60	2-20"- T	29"	90	\$1568	\$1615	\$1967	\$2677	\$2694	\$3149	\$3694	\$4374	\$4534
CFHR3672	36 X 72	2-26"- T	29"	115	\$1902	\$1959	\$2365	\$3191	\$3208	\$3738	\$4374	\$5253	\$5495



SAMPLE CONFIGURATIONS

Note: Other training sizes available. Call for pricing.

Note: Fliptop tables with casters in counter & bar height available in depth ranges 24"-36" only
Max Length up 72" - Not available with C-legs

OPTIONS

Add upcharge to list price and code to model number

FLIP-T	Flip-Top for two T-legs	\$468	per table
ASB	Anti-Sag Bar for tables under 72"	\$105	per table
FOLD	Lightweight Folding Leg Mechanism	\$390	per table
STH	Special Table Height (other than 29" or 42")	\$197	per leg
CAS3	3" Locking Casters - Black (2 Casters per T-leg)	\$34	ea.

GD3	Flat Ganging Device for Café & Training Tables	\$137	per pair
PC	Polished Chrome	\$118	per leg
CIN	Crossfire Inline Nesting	\$85	per base
SLG	Self-Leveling Glide	\$11	per glide



CONFERENCE TABLE RECTANGLE
SHOWN WITH TT-BASE

MODEL / DESCRIPTION / LIST PRICING

CROSSFIRE | CONFERENCE | RECTANGLE

RECTANGLE

Model Number	Table Top Size	Base Spread	Table Height	Shpg. Wght.	LAMINATE TOP ASSORTED EDGES							VENEER TOP	
					GRP 1	GRP 2	GRP 3	GRP 4	GRP 5	GRP 6	GRP 7	GRP 8	GRP 9
CF4272	42 X 72	2-34TT	29"	129	\$3023	\$3087	\$3572	\$4495	\$4512	\$5131	\$5869	\$7829	\$8718
CF4284	42 X 84	2-34TT	29"	144	\$3152	\$3216	\$3735	\$4727	\$4744	\$5407	\$6200	\$8195	\$9083
CF4296	42 X 96	2-34TT	29"	160	\$3239	\$3312	\$3863	\$4928	\$4945	\$5650	\$6495	\$8484	\$9345
CF4872	48 X 72	2-34TT	29"	142	\$3096	\$3166	\$3676	\$4659	\$4676	\$5331	\$6112	\$8067	\$8932
CF4884	48 X 84	2-34TT	29"	160	\$3450	\$3523	\$4073	\$5123	\$5140	\$5842	\$6685	\$8925	\$9944
CF4896	48 X 96	2-34TT	29"	178	\$3549	\$3627	\$4215	\$5348	\$5365	\$6117	\$7016	\$9252	\$10240
CF48108*	48 X 108	3-34TT	29"	196	\$3793	\$3877	\$4501	\$5710	\$5727	\$6527	\$7485	\$9882	\$10943
CF48120*	48 X 120	3-34TT	29"	214	\$3896	\$3984	\$4648	\$5934	\$5951	\$6801	\$7820	\$10210	\$11239
CF48144*	48 X 144	3-34TT	29"	250	\$4600	\$4697	\$5439	\$6865	\$6882	\$7828	\$8960	\$11920	\$13259
CF6096	60 X 96	2-34TT	29"	214	\$4027	\$4118	\$4779	\$6053	\$6070	\$6912	\$7928	\$10481	\$11621
CF60108*	60 X 108	3-34TT	29"	237	\$4226	\$4321	\$5026	\$6397	\$6414	\$7319	\$8402	\$11037	\$12189
CF60120*	60 X 120	3-34TT	29"	259	\$4457	\$4557	\$5311	\$6774	\$6791	\$7756	\$8915	\$11666	\$12857
CF60144*	60 X 144	3-34TT	29"	304	\$5386	\$5497	\$6346	\$7978	\$7995	\$9080	\$10381	\$13904	\$15523

* Asterisk after model number indicates 2+ pieces tops with center seam for tables over 96"

CROSSFIRE | CONFERENCE | RECTANGLE Y-BASE

Model Number	Table Top Size	Base Spread	Table Height	Shpg. Wght.	LAMINATE TOP ASSORTED EDGES							VENEER TOP	
					GRP 1	GRP 2	GRP 3	GRP 4	GRP 5	GRP 6	GRP 7	GRP 8	GRP 9
CFY3672	36 X 72	2-29Y	29"	115	\$3023	\$3087	\$3572	\$4495	\$4512	\$5131	\$5869	\$7829	\$8718
CFY3684	36 X 84	2-29Y	29"	129	\$3152	\$3216	\$3735	\$4727	\$4744	\$5407	\$6200	\$8195	\$9083
CFY3696	36 X 96	2-29Y	29"	142	\$3239	\$3312	\$3863	\$4928	\$4945	\$5650	\$6495	\$8484	\$8899
CFY4272	42 X 72	2-33Y	29"	129	\$3096	\$3166	\$3676	\$4659	\$4676	\$5331	\$6112	\$8067	\$8932
CFY4284	42 X 84	2-33Y	29"	144	\$3450	\$3523	\$4073	\$5123	\$5140	\$5842	\$6685	\$8925	\$9944
CFY4296	42 X 96	2-33Y	29"	160	\$3549	\$3627	\$4215	\$5348	\$5365	\$6117	\$7016	\$9252	\$10240
CFY4872	48 X 72	2-33Y	29"	142	\$3793	\$3877	\$4501	\$5710	\$5727	\$6527	\$7485	\$9882	\$10943
CFY4884	48 X 84	2-33Y	29"	160	\$3896	\$3984	\$4648	\$5934	\$5951	\$6801	\$7820	\$10210	\$11239
CFY4896	48 X 96	2-33Y	29"	178	\$4600	\$4697	\$5439	\$6865	\$6882	\$7828	\$8960	\$11920	\$13259

Note: Y-leg base pricing includes floor crossbar.
Note: Other top shapes available. Call for quote.

OPTIONS

Add upcharge to list price and code to model number

GD3	Flat Ganging Device for Café & Training Tables	\$137	per pair	PC	Polished Chrome - Y-Bases & Crossbar	\$295	per table
CRT	Racetrack table top	add 20%	per top	STH	Special Table Height (other than 29" or 42")	\$229	per base
COT	Oval table top	add 20%	per top	RAD	3" Radius Corners for 3MM Edge	\$262	per table
CBT	Boat table top	add 25%	per top	SLG	Self-Leveling Glide	\$11	per glide
CAT	Almost Rectangle table top	add 25%	per top	PC	Polished Chrome - TT-Base	\$197	per base



CUBE PLUS

The Cube Plus collection takes on some versatile shapes with a modern drum shape design of round, square and oval. It is a flexible look to a multitude of applications from lounge to collaborative settings. Cube Plus offers options for a recessed base or a solid surface top, to enhance its unique look.



OVAL TABLE SHOWN WITH RECESSED BASE



ROUND TABLE SHOWN WITH OPTIONAL TWO-TONED LAMINATE



SQUARE END TABLE SHOWN WITH SOLID SURFACE TOP SHOWN WITH RECESSED BASE

ORDERING INFORMATION

- | | |
|-----------------|---------------------------|
| 1) Series Name | 4) Laminate Name & Number |
| 2) Model Number | 5) Optional Items |
| 3) Quantity | |

BASE SPECIFICATIONS

Table: Tables are covered top and sides with high pressure laminate, or choose Optional Two Different Color Laminates: top portion of table in one color, sides of table in another color. Square tables feature a 3" corner radius.

Glides: Four factory installed tap-in glides

TABLE TOP SPECIFICATIONS

Table
Table top core is CARB Phase I & Phase II Compliant. Laminate, wood veneer and phenolic backing are glued with water based adhesives.

COLOR / EDGE SELECTIONS

Laminate/Veneer Selections

ERG offers over 1000 standard laminate choices from Nevamar, Wilsonart, Formica and Pionite. Wood veneer is available in transparent stain colors - custom stain matching available for an upcharge. Solid Surface, 3Form Chroma and stone table tops will be quoted upon request

OPTIONS

- CODE: 2LC - Two Color Laminate Choices - top portion of table (& recessed base) in one color, sides of table in another color.
- CODE: STH - Special Table Height - under 17"
- CODE: STH+ - Special Table Height - between 17" and 24"
- CODE: STH24+ - Special Table Height - between 24" and 29"
- CODE: RB - Recessed Base
- CODE: CPI - Solid Maple Wood Inlay - top edge
- CODE: APG - Adjustable Poly Glides



ROUND END TABLE



SQUARE END TABLE

MODEL / DESCRIPTION / LIST PRICING

CUBE PLUS | OCCASIONAL | ROUND



Model Number	Table Size	Table Height	Shipping Weight.	LAMINATE	WOOD VENEER	RB UPCHARGE LAMINATE RECESSED BASE
CUB18D	18" dia.	17"	29 lbs.	\$1469	\$1909	\$420
CUB18DT	18" dia.	24"	36 lbs.	\$1854	\$2413	\$420
CUB24D	24" dia.	17"	50 lbs.	\$1750	\$2172	\$520
CUB24DT	24" dia.	24"	60 lbs.	\$2051	\$2637	\$520
CUB30D	30" dia.	17"	109 lbs.	\$2154	\$3091	\$626
CUB36D	36" dia.	17"	121 lbs.	\$2544	\$3592	\$733

CUBE PLUS | OCCASIONAL | SQUARE



Model Number	Table Size	Table Height	Shipping Weight.	LAMINATE	WOOD VENEER	RB UPCHARGE LAMINATE RECESSED BASE
CUB18S	18 x 18"	17"	40 lbs.	\$1652	\$2297	\$420
CUB18ST	18 x 18"	24"	48 lbs.	\$1861	\$2514	\$420
CUB24S	24" x 24"	17"	60 lbs.	\$1967	\$2807	\$520
CUB24ST	24" x 24"	24"	69 lbs.	\$2211	\$2917	\$520
CUB30S	30" x 30"	17"	95 lbs.	\$2418	\$3517	\$626
CUB36S	36" x 36"	17"	140 lbs.	\$2860	\$4356	\$733

CUBE PLUS | OCCASIONAL | OVAL



Model Number	Table Size	Table Height	Shipping Weight.	LAMINATE	WOOD VENEER	RB UPCHARGE LAMINATE RECESSED BASE
CUB1827	18" x 27"	17"	45 lbs.	\$3132	\$4200	\$997
CUB2234	22" x 34"	17"	60 lbs.	\$3303	\$4215	\$1175

NOTE: SOLID SURFACE TOPS ARE AVAILABLE, PLEASE CALL FOR QUOTE

OPTIONS

Add upcharge to list price and code to model number

2LC	Two Laminate Color Choices - add to list price	\$164	per table
CPI	Solid Maple Wood Inlay - top edge	\$1112	per table
STH	Special Table Height less than 17"	\$197	per table

STH+	Special Table Height between 17" and 24"	\$242	per table
STH24+	Special Table Height between 24" and 29"	\$295	per table
AGP	Adjustable Poly Glides (Laminate Cylinder/Cube)	\$79	per table

DALMA

Dalma tables offer a clean and simple almost square base design, as a nice alternative to the traditional square table bases. The collection consists of café and bar height tables with a stainless steel base and options for different base finishes and table tops, finished off with your choice of laminate. These tables will nicely complement any café dining area or small meeting room.



42" ALMOST SQUARE
CAFÉ TABLE



36" SQUARE BAR HEIGHT TABLE SHOWN WITH
OPTIONAL POWDER COAT FINISH

ORDERING INFORMATION

- | | |
|-----------------|-------------------------------|
| 1) Series Name | 5) Base Finish |
| 2) Model Number | 6) Laminate Selection and No. |
| 3) Size | 7) Edge Style Code and Color |
| 4) Quantity | 8) Optional Items |

TABLE TOP SPECIFICATIONS

Table Tops

Table top core is CARB Phase I & Phase II Compliant. Laminate, wood veneer and phenolic backing are glued with water based adhesives.

Almost Square Top:

Comes standard with 6" radius corners

BASE SPECIFICATIONS

Column: 3" diameter stainless steel #201.

Base: Base spreads are 20" or 24"

Plate: 12" X 12" square, 14" X 14" square, 24" X 24" square

Glides: Nylon glides

Assembly: Base mounts to tabletop with 1/4-20 x 1" machine screws into metal inserts in top. NO WOOD SCREWS ARE USED.

COLOR / EDGE SELECTIONS

Laminate/Veneer Selections

ERG offers over 1000 standard laminate choices from Nevamar, Wilsonart, Formica and Pionite. Wood veneer is available in transparent stain colors - custom stain matching available for an upcharge.

Edge Selections:

ERG offers a wide variety of table top edge materials including PVC, wood, aluminum and resin/urethane.

Special Edge Note: When ganging or butting tables together, ERG recommends using 3MM flat edge or flat wood edge. Square tables using PVC **T-MOLD** edge will have a 3" radius on all corners.

STANDARD BASE FINISHES

Metal Base: Stainless Steel

OPTIONAL BASE FINISHES

Metal Base: Standard Powder Coat

OPTIONS

- CODE: SF - Powder Coat Finish
- CODE: STH - Special Table Height (other than 29" or 42")
- CODE: RAD - 3" Radius Corners for 3MM Edge (Square Top Only)



42" ROUND CAFÉ TABLE SHOWN WITH
OPTIONAL POWDER COAT FINISH

MODEL / DESCRIPTION / LIST PRICING

DALMA | CAFÉ | ROUND TOP

●
ROUND

Model Number	Table Top Size	Base Spread	Table Height	Shpg. Wght.	LAMINATE TOP ASSORTED EDGES								VENEER TOP	
					GRP 1	GRP 2	GRP 3	GRP 4	GRP 5	GRP 6	GRP 7	GRP 8	GRP 9	
DAL30D	30" Dia.	20"	29"	43	\$916	\$932	\$1044	\$1250	\$1267	\$1418	\$1598	\$1989	\$2362	
DAL36D	36" Dia.	24"	29"	53	\$1006	\$1025	\$1161	\$1416	\$1433	\$1618	\$1836	\$2209	\$2583	
DAL42D	42" Dia.	24"	29"	72	\$1260	\$1286	\$1460	\$1802	\$1819	\$2057	\$2345	\$2781	\$3226	

DALMA | CAFÉ | SQUARE TOP

■
SQUARE

Model Number	Table Top Size	Base Spread	Table Height	Shpg. Wght.	LAMINATE TOP ASSORTED EDGES								VENEER TOP	
					GRP 1	GRP 2	GRP 3	GRP 4	GRP 5	GRP 6	GRP 7	GRP 8	GRP 9	
DAL2430S	24x30 Sq.	20"	29"	49	\$822	\$837	\$939	\$1125	\$1142	\$1280	\$1448	\$1787	\$2114	
DAL30S	30" Sq.	20"	29"	54	\$905	\$923	\$1033	\$1238	\$1255	\$1407	\$1589	\$1967	\$2330	
DAL36S	36" Sq.	24"	29"	67	\$1019	\$1038	\$1177	\$1444	\$1461	\$1646	\$1875	\$2241	\$2610	
DAL42S	42" Sq.	24"	29"	90	\$1339	\$1366	\$1540	\$1879	\$1896	\$2133	\$2419	\$2935	\$3439	

DALMA | CAFÉ | ALMOST SQUARE TOP

■
ALMOST SQUARE

Model Number	Table Top Size	Base Spread	Table Height	Shpg. Wght.	LAMINATE TOP ASSORTED EDGES								VENEER TOP	
					GRP 1	GRP 2	GRP 3	GRP 4	GRP 5	GRP 6	GRP 7	GRP 8	GRP 9	
DAL30AS	30" Sq.	20"	29"	54	NA	\$979	\$1089	\$1293	\$1310	\$1462	\$1642	\$2077	\$2484	
DAL36AS	36" Sq.	24"	29"	67	NA	\$1095	\$1234	\$1497	\$1514	\$1703	\$1928	\$2350	\$2762	
DAL42AS	42" Sq.	24"	29"	90	NA	\$1376	\$1550	\$1889	\$1906	\$2145	\$2431	\$2956	\$3470	

OPTIONS

Add upcharge to list price and code to model number

SF	Powder Coat Finish	\$79	per base	RAD	3" Radius Corners for 3MM Edge (square top only)	\$262	per table
STH	Special Table Height (other than 29" or 42")	\$197	per leg				



30" ROUND BAR HEIGHT TABLE



36" ALMOST SQUARE BAR HEIGHT TABLE
SHOWN WITH OPTIONAL POWDER COAT FINISH

MODEL / DESCRIPTION / LIST PRICING

DALMA | BARHEIGHT | ROUNDTOP



Model Number	Table Top Size	Base Spread	Table Height	Shpg. Wght.	LAMINATETOPASSORTEDEGES							VENEERTOP	
					GRP1	GRP2	GRP3	GRP4	GRP5	GRP6	GRP7	GRP8	GRP9
DALH30D	30"Dia.	20"	42"	43	\$1054	\$1070	\$1182	\$1381	\$1398	\$1548	\$1729	\$2561	\$3006
DALH36D	36"Dia.	24"	42"	53	\$1225	\$1243	\$1377	\$1624	\$1641	\$1824	\$2044	\$2988	\$3491

DALMA | BAR HEIGHT | SQUARE TOP



Model Number	Table Top Size	Base Spread	Table Height	Shpg. Wght.	LAMINATE TOP ASSORTED EDGES							VENEER TOP	
					GRP 1	GRP 2	GRP 3	GRP 4	GRP 5	GRP 6	GRP 7	GRP 8	GRP 9
DALH36S	36" Sq.	24"	42"	67	\$1253	\$1275	\$1420	\$1690	\$1707	\$1905	\$2141	\$3086	\$3578

DALMA | BAR HEIGHT | ALMOST SQUARE TOP



Model Number	Table Top Size	Base Spread	Table Height	Shpg. Wght.	LAMINATE TOP ASSORTED EDGES							VENEER TOP	
					GRP 1	GRP 2	GRP 3	GRP 4	GRP 5	GRP 6	GRP 7	GRP 8	GRP 9
DALH30AS	30" x 30"	20"	42"	50	NA	\$1115	\$1227	\$1424	\$1441	\$1592	\$1774	\$2656	\$3135
DALH36AS	36" x 36"	24"	42"	63	NA	\$1289	\$1423	\$1668	\$1685	\$1869	\$2087	\$3085	\$3621

Note: Other bar height sizes available. Call for pricing.

OPTIONS

Add upcharge to list price and code to model number

SF	Powder Coat Finish	\$79	per base	RAD	3" Radius Corners for 3MM Edge (square top only)	\$262	per table
STH	Special Table Height (other than 29" or 42")	\$197	per leg				

DARBY

The Darby collection is a lounge chair which offers a softer sit for longer lounging and has both a Low and High-back for added flexibility. Offering soft swooping lines and a slim recline, this chair provides great comfort with a subtle style of single tufted upholstery detail on the back. Looks great in today's progressive lobbies, lounges, common spaces and libraries.



LOW BACK 4-STAR



HIGH BACK WOOD BASE



HIGH BACK SLED

ORDERING INFORMATION

To Order Please Specify:

- 1) Series Name
- 2) Model Number
- 3) Quantity
- 4) Fabric Grade & Number
- 5) Optional Items

CHAIRS	WEIGHT LIMIT
Metal Legs	350 lbs.
Wood Legs	250 lbs.

STANDARD BASE FINISHES

- 4-Star base:** Polished Chrome
- Sled wire frame:** Standard Powder Coat
- Wood Legs:** Standard Wood Stain

GENERAL SPECIFICATIONS

Upholstery/Foam

2" thick high resiliency foam wrapped over a 5/8" compound multiply wood shell. Darby is fully upholstered and available with fabric, crypton, vinyl or approved COM.

Graded-In & COM Fabric Testing

Due to the complexity of the upholstery process, please submit your Graded-in/COM for testing. A 10"x10" sample is required. **ALL FABRIC MUST BE PRE APPROVED.** Please see Approved Fabrics link under product webpage images.

Base Details

4 Star Steel Swivel: 360° swivel with auto return, polished chrome steel construction with fixed seat height and adjustable steel glides included.

Sled wire frame: 0.50" diameter, cold roll steel continuous solid rod
Wood Legs: Ash wood leg that is 3" wide at the top that tapers down to 1.25". Supported with angled leg in the back and with 1/8" plastic nail-in glides.

OPTIONS

- CODE: FR - CAL 133 (TB 133) Fire Retardant
- CODE: MB - Moisture Barrier (up to 60" overall width)

DIMENSIONS	4 Star Steel Swivel Base	Sled Wire Frame	Wood Base
Seat Height:	17"	17"	16"
Seat Width:	24"	24"	24"
Seat Depth:	17"	17"	19"
Overall Height:	28"	28"	30.75"
Overall Width:	26"	26"	26"
Overall Depth:	28"	28"	31.75"
Qty./Wt.:	1 ea./56 lbs.	1 ea./52 lbs.	1 ea./33 lbs.



MODEL / DESCRIPTION / LIST PRICING



8822 4 Star Steel Swivel Base

COM Yardage: 2.5 Yds.

COM	GR1	GR2	GR3	GR4	GR5	GR6	GR7	GR8	GR9	GR10	LEA
\$1558	\$1652	\$1752	\$1852	\$1952	\$2058	\$2165	\$2271	\$2379	\$2485	\$2578	\$2865



8825 Sled Wire Frame

COM Yardage: 2.5 Yds.

COM	GR1	GR2	GR3	GR4	GR5	GR6	GR7	GR8	GR9	GR10	LEA
\$1799	\$1892	\$1992	\$2092	\$2191	\$2298	\$2405	\$2512	\$2617	\$2723	\$2817	\$3104



8827 Wood Base

COM Yardage: 2.5 Yds.

COM	GR1	GR2	GR3	GR4	GR5	GR6	GR7	GR8	GR9	GR10	LEA
\$2231	\$2324	\$2425	\$2526	\$2624	\$2732	\$2837	\$2944	\$3051	\$3157	\$3251	\$3537

OPTIONS

Add upcharge to list price and code to model number

FR	CAL 133 (TB 133) Fire Retardant per yard	\$ 118	/yd.
----	--	--------	------

MB	Moisture Barrier (up to 60"overall width)	\$ 164	ea.
----	---	--------	-----

DIMENSIONS	4 Star Steel Swivel Base	Sled Wire Frame	Wood Base
Seat Height:	17"	17"	16"
Seat Width:	24"	24"	24"
Seat Depth:	19"	19"	19"
Overall Height:	34"	34"	34.75"
Overall Width:	26"	26"	26"
Overall Depth:	28"	28"	31.75"
Qty./Wt.:	1 ea./58 lbs.	1 ea./54 lbs.	1 ea./34 lbs.



MODEL / DESCRIPTION / LIST PRICING



8823 4 Star Steel Swivel Base

COM Yardage: 3 Yds.

COM	GR1	GR2	GR3	GR4	GR5	GR6	GR7	GR8	GR9	GR10	LEA
\$1681	\$1775	\$1874	\$1973	\$2075	\$2180	\$2287	\$2394	\$2501	\$2608	\$2700	\$2985



8826 Sled Wire Frame

COM Yardage: 3 Yds.

COM	GR1	GR2	GR3	GR4	GR5	GR6	GR7	GR8	GR9	GR10	LEA
\$1907	\$2000	\$2100	\$2201	\$2301	\$2407	\$2514	\$2619	\$2726	\$2834	\$2927	\$3213



8828 Wood Base

COM Yardage: 2.5 Yds.

COM	GR1	GR2	GR3	GR4	GR5	GR6	GR7	GR8	GR9	GR10	LEA
\$2260	\$2354	\$2453	\$2555	\$2654	\$2761	\$2868	\$2973	\$3079	\$3187	\$3280	\$3566

OPTIONS

Add upcharge to list price and code to model number

FR	CAL 133 (TB 133) Fire Retardant per yard	\$118	/yd.	MB	Moisture Barrier (up to 60"overall width)	\$164	ea.
----	--	-------	------	----	---	-------	-----

DEKKO

Dekko chairs and stools feature a one piece Beech wood shell available with many stain colors and many design options on several frame styles. Optional back designs and Engraving allow for a customized look for your space.



4-LEG CHAIR



4-LEG DEMI BACK STOOL



4-LEG TALL BACK STOOL

ORDERING INFORMATION

To Order Please Specify:

- 1) Series Name
- 2) Model Number
- 3) Quantity
- 4) Wood Stain Finish Color
- 5) Epoxy Frame Color
- 6) Fabric Grade & Number
- 7) Back Cutout Design Option
- 8) Optional Items
- 9) Back Cutouts
- 10) Engraving
- 11) **LPS** (Laminate Plywood Seating)

CHAIRS	WEIGHT LIMIT
Metal Legs	350 lbs.

STANDARD BASE FINISHES

- 4-Leg:** Standard Powder Coat
- Bar Stool:** Standard Powder Coat

OPTIONAL BASE FINISHES

- 4-Leg:** Polished Chrome
- Bar Stool:** Polished Chrome

GENERAL SPECIFICATIONS

Shell

Compound angle .50" thick multi-ply Beech wood shell. Shell is available with vertical running wood grain. Stool shell is available in full or demi back with vertical running grain.

Upholstery

Shell or upholstered inserts can be finished in choice of fabric, vinyl, crypton, leather or approved COM.

Base Details

4-Leg: 4-Leg frames are .75" diameter, 14 gauge steel tubing with hand brazed welds.

Bar Stool: 4-Leg frames are .75" diameter, 14 gauge steel tubing with hand brazed welds.

Glides

- Factory installed self leveling steel glides.

Stacking

- Both chair and stools stack 4-6 high on the floor.

DEKKO OPTIONS

- CODE: FR - CAL 133 (TB 133) Fire Retardant
- CODE: MBC - Moisture Barrier Chair
- CODE: UBI - Upholstered Back Insert
- CODE: 2FO/C - Two Fabric Option (front - back)
- CODE: O2FO/C - Two Fabric Option (offset)
- CODE: PC - Polished Chrome frame finish
- CODE: CH - Counter Height (24" seat height)
- CODE: SH - Specialty Height (22" Lowest Seat Height)
- CODE: HG - Hand Grip Cutout
SQ - Square Hole Back Cutout
RD - Round Hole Back Cutout
- CODE: ENG - Laser Engraving
- CODE: LPS - Laminate Plywood Seating
**Laminate seats (LPS) requires minimum 15 chair order

**HIGH PRESSURE
LAMINATES
LPS**
available on Dekko




HAND GRIP CUTOUT



LASER
ENGRAVING



SOLID BACK (STANDARD)



SQUARE HOLE



ROUND HOLE



OFFSET TWO FABRICS - FRONT AND BACK

DIMENSIONS	4 Leg Chair
Seat Width:	17.5"
Seat Depth:	15.5"
Seat Height:	17.5"
Back Height:	33.5"
Overall Width:	20.5"
Overall Depth:	22"
Qty./Wt. per carton:	3 ea./50 lbs.



FULLY UPHOLSTERED

MODEL / DESCRIPTION / LIST PRICING



744 4-Leg Chair - Single Piece Beech wood Shell



Chair
\$641

744/SI 4-Leg Chair - Single Piece Beech wood Shell, Upholstered Seat Insert

COM Yardage: 0.75 Yds

COM	GR1	GR2	GR3	GR4	GR5	GR6	GR7	GR8	GR9	GR10	LEA
\$811	\$869	\$903	\$940	\$975	\$1017	\$1057	\$1099	\$1142	\$1189	\$1236	\$1462

744/U 4-Leg Chair - Fully Upholstered Shell

COM Yardage: 1.5 Yds / Front: 1.0 Yds. / Back: 1.0 Yds.

Offset COM Yardage: Top: 0.5 Yds. / Lower: 1.25 Yds.

COM	GR1	GR2	GR3	GR4	GR5	GR6	GR7	GR8	GR9	GR10	LEA
\$836	\$894	\$931	\$968	\$1006	\$1046	\$1088	\$1131	\$1177	\$1224	\$1272	\$1503

OPTIONS

Add upcharge to list price and code to model number

FR	CAL 133 (TB 133) Fire Retardant per yard	\$118	/yd.
MBC	Moisture Barrier Chair	\$84	ea.
UBI	Upholstered Back Insert - per back	\$124	
2FO/C	Two Fabric Option (frnt - bk)	\$67	
O2FO/C	Two Fabric Option (offset)	\$67	
PC	Polished Chrome finish - 4-leg Chair	\$49	

HG	Hand Grip Cutout	\$99	
SQ	Square Hole Back Cutouts	no charge	
RD	Round Hole Back Cutouts	no charge	
ENG	Laser Engraving Back Design*	\$111	
LPS	Laminate Plywood Seating**	Call	

*One time setup fee of \$303. Minimum 12 chairs (of same design and series)

**Laminate seats (LPS) requires minimum 15 chair order

DIMENSIONS	Demi Back Bar Stool	Tall Back Bar Stool
Seat Width:	17.5"	17.5"
Seat Depth:	15.5"	15.5"
Seat Height:	30"	30"
Back Height:	34.5"	44"
Overall Width:	22"	22"
Overall Depth:	24"	24"
Qty./Wt. per carton:	3 ea./60 lbs.	2 ea./46 lbs.



4-LEG DEMI BACK STOOL

MODEL / DESCRIPTION / LIST PRICING



752 Tall Back Bar Stool



Chair
\$824

752/SI Tall Back Stool - Upholstered Seat Insert

COM Yardage: 0.75 Yds

COM	GR1	GR2	GR3	GR4	GR5	GR6	GR7	GR8	GR9	GR10	LEA
\$933	\$999	\$1037	\$1078	\$1123	\$1168	\$1214	\$1263	\$1312	\$1367	\$1422	\$1679

COM Yardage: 1.5 Yds / Front: 1.0 Yds. / Back: 1.0 Yds.

Offset COM Yardage: Top: 0.5 Yds. / Lower: 1.25 Yds.

752/U Tall Back Stool - Fully Upholstered Shell

COM	GR1	GR2	GR3	GR4	GR5	GR6	GR7	GR8	GR9	GR10	LEA
\$1015	\$1086	\$1130	\$1175	\$1223	\$1271	\$1322	\$1374	\$1428	\$1486	\$1545	\$1826



743 Demi Back Stool

Chair
\$863

743/SI Demi Back Stool - Upholstered Seat Insert

COM Yardage: 0.75 Yds

COM	GR1	GR2	GR3	GR4	GR5	GR6	GR7	GR8	GR9	GR10	LEA
\$982	\$1053	\$1095	\$1138	\$1183	\$1231	\$1279	\$1332	\$1385	\$1440	\$1498	\$1771

OPTIONS

Add upcharge to list price and code to model number

FR	CAL 133 (TB 133) Fire Retardant per yard	\$118	/yd.
MBC	Moisture Barrier Chair	\$84	ea.
UBI	Upholstered Back Insert - per seat	\$124	
2FO/C	Two Fabric Option (frnt - bk)	\$67	
O2FO/C	Two Fabric Option (offset)	\$67	
PC	Polished Chrome finish - Bar Stool	\$76	
CH	Counter Height (24" seat height)	\$37	

SH	Specialty Height (22" Lowest Seat Height)	\$37	
HG	Hand Grip Cutout	\$99	
SQ	Square Hole Back Cutouts	no charge	
RD	Round Hole Back Cutouts	no charge	
ENG	Laser Engraving Back Design*	\$111	
LPS	Laminate Plywood Seating**	Call	

*One time setup fee of \$303. Minimum 12 chairs (of same design and series)

**Laminate seats (LPS) requires minimum 15 chair order

DION

The Dion occasional tables have a modern look with substantial X-frame that complements any modern furniture design. It offers classic top shapes from laminate to a solid surface top, and powder coat frame in a color that fits your space. Great for lobby or lounge areas, where its great style can be appreciated.



SQUARE END TABLE



ROUND END TABLE



RECTANGULAR COFFEE TABLE

ORDERING INFORMATION

- | | |
|-----------------|---------------------------|
| 1) Series Name | 4) Laminate Name & Number |
| 2) Model Number | 5) Edge Selection |
| 3) Quantity | 6) Optional Items |

TABLE TOP SPECIFICATIONS

Table Tops/Solid Surface

Laminate tops are 1.25" thick, finished with high pressure laminate. **Solid Surface and Corian table tops will be quoted upon request.**

BASE SPECIFICATIONS

Table Frame: Table frame is made of formed and welded 14 gauge steel 0.75" x 1.5" rectangular steel tubing with welded metal brackets for attaching tops. Frames are sandblasted and finished in your choice of standard powder coat colors. Product shipped completely assembled and ready for use.

Glides: Four factory installed polyvinyl glides.

COLOR / EDGE SELECTIONS

Laminate

ERG offers over 1000 standard laminate choices from Nevamar, Wilsonart, Formica and Pionite. Wood veneer is available in transparent stain colors - custom stain matching available for an upcharge.

STANDARD BASE FINISHES

Metal Base: Standard Powder Coat



ROUND END TABLE

MODEL / DESCRIPTION / LIST PRICING

DION | OCCASIONAL | ROUND



Model Number	Table Top Size	Table Height	Shipping Weight	LAMINATE TOP EDGE 2B	LAMINATE TOP EDGE 3A OR SELF EDGE	WOOD VENEER TOP EDGE 8G
DION20D	20" dia.	17"	29 lbs.	\$1590	\$1749	\$1985
DION24D	24" dia.	17"	36 lbs.	\$1672	\$1840	\$2068
DION36D	36" dia.	17"	50 lbs.	\$2215	\$2436	\$2723
DION20DT	20" dia.	22"	29 lbs.	\$1633	\$1797	\$2028
DION24DT	24" dia.	22"	36 lbs.	\$1718	\$1889	\$2113

DION | OCCASIONAL | SQUARE



Model Number	Table Top Size	Table Height	Shipping Weight	LAMINATE TOP EDGE 2B	LAMINATE TOP EDGE 3A OR SELF EDGE	WOOD VENEER TOP EDGE 8G
DION24ST	24" x 24"	22"	36 lbs.	\$1712	\$1884	\$2107

DION | OCCASIONAL | RECTANGLE



Model Number	Table Top Size	Table Height	Shipping Weight	LAMINATE TOP EDGE 2B	LAMINATE TOP EDGE 3A OR SELF EDGE	WOOD VENEER TOP EDGE 8G
DION2448	24" x 48"	17"	79 lbs.	\$2718	\$2990	\$3339
DION2460	24" x 60"	17"	88 lbs.	\$2955	\$3251	\$3576

DIXON

Dixon has four tabletop shapes along with round base shape, and offered in varied heights to accommodate any design with purpose. Whether it is a personal pull up table or a coffee table, it looks great in any simple lounge area needing that extra support.



PULL UP TABLE WITH ROUND TOP AND BASE, SHOWN WITH KNIFE EDGE



OCCASIONAL TABLE WITH ROUND TOP AND BASE

ORDER INFORMATION

- | | |
|-----------------|-------------------------------|
| 1) Series Name | 6) Laminate Selection and No. |
| 2) Model Number | 7) Edge Style Code and Color |
| 3) Size | 8) Wood Species |
| 4) Quantity | 9) Wood Stain Color |
| 5) Base Shape | 10) Optional Items |

BASE SPECIFICATIONS

Column: 2" diameter polished chrome.
Base: One round shape:
 RDB - 15" diameter round
Glides: Nylon glides
Assembly: Base mounts to tabletop with ¼-20 x 1" machine screws into metal inserts in top.
 NO WOOD SCREWS ARE USED.

STANDARD BASE FINISHES

Metal Base: Polished Chrome

OPTIONAL BASE FINISHES

Metal Base: Standard Powder Coat

TABLE TOP SPECIFICATIONS

Table Tops

Table top core is CARB Phase I & Phase II Compliant. Laminate, wood veneer and phenolic backing are glued with water based adhesives. Also available in solid surface and acrylic.

Shapes available in round, elliptical, square, rectangle, almost square and almost rectangle.

COLOR / EDGE SELECTIONS

Laminate/Veneer Selections

ERG offers over 1000 standard laminate choices from Nevamar, Wilsonart, Formica and Pionite. Wood veneer is available in transparent stain colors - custom stain matching available for an upcharge.

OPTIONS

- CODE: SF - Powder Coat Finish

BASE SHAPE



15" ROUND - RDB



ROUND TOP AND BASE SHOWN WITH
6J KNIFE EDGE W/POLAR STAIN

MODEL / DESCRIPTION / LIST PRICING

DIXON | PULL UP | ROUND TOP



Model Number	Table Top Size	Table Height	Shpg. Weight	LAMINATE TOP EDGE 2B	LAMINATE TOP EDGE 3A	LAMINATE TOP EDGE 6-J/6Q	VENEER TOP EDGE 8G
DXLR16	16" dia.	26"	35 lbs.	\$936	\$1077	\$1474	\$1476
DXLR18	18" dia.	26"	40 lbs.	\$950	\$1093	\$1478	\$1495
DXLR24	24" dia.	26"	45 lbs.	\$1063	\$1224	\$1623	\$1634

DIXON | PULL UP | ALMOST SQUARE TOP



Model Number	Table Top Size	Table Height	Shpg. Weight	LAMINATE TOP EDGE 2B	LAMINATE TOP EDGE 3A	LAMINATE TOP EDGE 6-J/6Q	VENEER TOP EDGE 8G
DXLR16AS	16"X16"	26"	35 lbs.	\$1076	\$1238	\$1693	\$1698
DXLR18AS	18"X18"	26"	40 lbs.	\$1092	\$1255	\$1706	\$1718
DXLR24AS	24"X24"	26"	45 lbs.	\$1223	\$1408	\$1848	\$1879

Call for pricing on other edge profiles and KrystalCast® or solid surface tops.

OPTIONS

Add upcharge to list price and code to model number

SF	Powder Coat Finish	\$79
----	--------------------	------



ROUND TOP AND ROUND BASE

MODEL / DESCRIPTION / LIST PRICING

DIXON | OCCASIONAL | ROUND TOP

●
ROUND
TOP

Model Number	Table Top Size	Table Height	Shpg. Weight	LAMINATE TOP EDGE 2B	LAMINATE TOP EDGE 3A	LAMINATE TOP EDGE 6-J/6Q	VENEER TOP EDGE 8G
DXOR16	16" dia.	18"	35 lbs.	\$1006	\$1158	\$1467	\$1581
DXOR18	18" dia.	18"	40 lbs.	\$1020	\$1174	\$1476	\$1598
DXOR24	24" dia.	18"	45 lbs.	\$1147	\$1321	\$1625	\$1721

DIXON | OCCASIONAL | ALMOST SQUARE TOP

■
ALMOST
SQUARE
TOP

Model Number	Table Top Size	Table Height	Shpg. Weight	LAMINATE TOP EDGE 2B	LAMINATE TOP EDGE 3A	LAMINATE TOP EDGE 6-J/6Q	VENEER TOP EDGE 8G
DXOR16AS	16" x 16"	18"	35 lbs.	\$1158	\$1333	\$1690	\$1818
DXOR18AS	18" x 18"	18"	40 lbs.	\$1173	\$1349	\$1709	\$1837
DXOR24AS	24" x 24"	18"	45 lbs.	\$1319	\$1518	\$1869	\$1979

Call for pricing on other edge profiles and KrystalCast® or solid surface tops.

OPTIONS

Add upcharge to list price and code to model number

SF	Powder Coat Finish	\$79
----	--------------------	------

STACKING CHAIR DOLLY / LIST PRICING*



#196 DOLLY SHOWN WITH
WEBBY 4-LEG STACKING CHAIRS



#196 DOLLY SHOWN WITH
REWIND 4-LEG STACKING CHAIRS

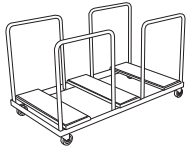


This dolly will accommodate all stacking chairs up to 22.5" deep.
Square laminate base insert protects chairs.

#196 - DOLLY FOR 4-LEG AND SLED BASE CHAIRS
\$722

MODEL / DESCRIPTION / LIST PRICING

VERTICAL STORAGE DOLLY | FOR RECTANGULAR TABLES

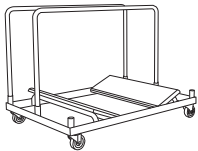


Model Number	Stacking Capacity	Dolly Dimensions	Shipping Weight	LIST PRICE
D-OL-MP	6	34"W x 72"L x 40"H	40 lbs.	\$2507

VERTICAL STORAGE DOLLY. Ideal for rectangular tables with overlapping legs or removable modesty panels. All dollies are manufactured by ERG based on the table size. Dollies are constructed of 2"x 2"x 3/16" heavy gauge steel and 1.25" round steel tubing. Special removable posts are designed so that tables WILL NOT fall off dolly. The posts can be removed when tables are ready to be loaded or unloaded from the dolly. Upholstered boards are finished in black vinyl and are attached to the metal frame to protect the tables during storage. Dolly includes a removable handle for storage. Two each, 5" swivel and two each, 5" non-swivel casters are welded to frame for maximum strength and guidability. Dollies are finished in black textured powder coat paint. Designed for tables & modesty panels to store vertically.



VERTICAL STORAGE DOLLY | FOR ROUND TABLES



Model Number	Stacking Capacity	Dolly Dimensions	Shipping Weight	LIST PRICE
D60	6	34"W x 72"L x 40"H	40 lbs.	\$2449

VERTICAL STORAGE DOLLY. Ideal for "round tables". All dollies are manufactured by ERG based on the table size. Dollies are constructed of 2"x 2"x 3/16" heavy gauge steel and 1.25" round steel tubing. Special removable posts are designed so that tables WILL NOT fall off dolly. The posts can be removed when tables are ready to be loaded or unloaded from the dolly. Upholstered boards are finished in black vinyl and are attached to the metal frame to protect the tables during storage. Dolly includes a removable handle for storage. Two each, 5" swivel and two each, 5" non-swivel casters are welded to frame for maximum strength and guidability. Dollies are finished in black textured powder coat paint. Designed for round tables to store vertically.



DOME

The Dome table collection has a classic and timeless look with a simple round base with a convex shape as an added subtle detail. The ultimate setting for this series is the cafe spaces that can offer any chair with comfort.



ROUND ÇAFÉ TABLE



SQUARE ÇAFÉ TABLE



ROUND BAR HEIGHT TABLE
WITH OPTIONAL FOOTRING

ORDER INFORMATION

- | | |
|----------------------------|-------------------------------|
| 1) Series Name | 6) Laminate Selection and No. |
| 2) Model Number | 7) Edge Style Code and Color |
| 3) Size | 8) Wood Species |
| 4) Quantity | 9) Wood Stain Color |
| 5) Powder Coat Frame Color | 10) Optional Items |

BASE SPECIFICATIONS

- Column:** 3" round 14 gauge steel tubing
- Base:** Steel formed metal cover and cast iron substrate, depending on size of tabletop
- Plate:** 10" x 10" square, 12" X 12" square, 14" X 14" square
- Glides:** Adjustable zinc rubber cushion glides
- Assembly:** A 1/4" thick stamped plate is 1/2-13 threaded and welded to the interior bottom portion of the 3" column. Dome disc base is field assembled to column with a 1/2-13 x 4" bolt from bottom of base into the welded plate in column for maximum strength, no tie-rod assembly. Base mounts to tabletop with 1/4-20 x 1" machine screws into metal inserts in top. **NO WOOD SCREWS ARE USED.**

STANDARD BASE FINISHES

Metal Base: Standard Powder Coat

TABLE TOP SPECIFICATIONS

Table Top

Table top core is CARB Compliant 1.25" particle board. Laminate, wood veneer and phenolic backing are glued with water based adhesives.

COLOR / EDGE SELECTIONS

Laminate/Veneer Selections

ERG offers over 1000 standard laminate choices from Nevamar, Wilsonart, Formica and Pionite. Wood veneer is available in transparent stain colors - custom stain matching available for an upcharge.

Edge Selections

ERG offers a wide variety of table top edge materials including PVC, wood, aluminum and resin/urethane.
Special Edge Note: When ganging or butting tables together, ERG recommends using 3MM flat edge or flat wood edge. Square tables using **T-MOLD** edge will have a 3" radius on all corners.

OPTIONS

- CODE: STH - Special Table Height (other than 29" or 42")
- CODE: RC - Polished Chrome Footring
- CODE: RP - Painted Footring
- CODE: RAD - 3" Radius Corners for 3MM Edge



OPTIONAL FOOTRING



RECTANGLE CAFÉ TABLE

MODEL / DESCRIPTION / LIST PRICING

DOME | CAFÉ | ROUND



ROUND

Model Number	Table Top Size	Base Spread	Table Height	Shpg. Wght.	LAMINATE TOP ASSORTED EDGES							VENEER TOP	
					GRP 1	GRP 2	GRP 3	GRP 4	GRP 5	GRP 6	GRP 7	GRP 8	GRP 9
DM24D	24" Dia.	17"	29"	38	\$689	\$702	\$802	\$893	\$1067	\$1210	\$1389	\$1848	\$2060
DM30D	30" Dia.	22"	29"	55	\$824	\$843	\$976	\$1093	\$1325	\$1516	\$1747	\$2258	\$2469
DM36D	36" Dia.	22"	29"	65	\$967	\$990	\$1153	\$1294	\$1573	\$1806	\$2087	\$2667	\$2898
DM42D	42" Dia.	22"	29"	100	\$1251	\$1281	\$1496	\$1678	\$2041	\$2346	\$2712	\$3462	\$3760
DM48D	48" Dia.	28"	29"	125	\$1379	\$1417	\$1676	\$1896	\$2339	\$2702	\$3146	\$3892	\$4148

DOME | CAFÉ | SQUARE



SQUARE

Model Number	Table Top Size	Base Spread	Table Height	Shpg. Wght.	LAMINATE TOP ASSORTED EDGES							VENEER TOP	
					GRP 1	GRP 2	GRP 3	GRP 4	GRP 5	GRP 6	GRP 7	GRP 8	GRP 9
DM24S	24" Dia.	22"	29"	48	\$686	\$697	\$803	\$896	\$1075	\$1228	\$1407	\$1854	\$2050
DM2430S	24x30 Sq.	22"	29"	53	\$735	\$753	\$875	\$981	\$1194	\$1370	\$1582	\$2026	\$2204
DM30S	30" Sq.	22"	29"	69	\$810	\$827	\$962	\$1078	\$1310	\$1503	\$1736	\$2228	\$2427
DM36S	36" Sq.	22"	29"	82	\$980	\$1005	\$1173	\$1314	\$1605	\$1845	\$2132	\$2714	\$2943
DM42S	42" Sq.	28"	29"	125	\$1267	\$1297	\$1512	\$1693	\$2057	\$2359	\$2726	\$3492	\$3801

DOME | CAFÉ | RECTANGLE



RECTANGLE

Model Number	Table Top Size	Base Spread	Table Height	Shpg. Wght.	LAMINATE TOP ASSORTED EDGES							VENEER TOP	
					GRP 1	GRP 2	GRP 3	GRP 4	GRP 5	GRP 6	GRP 7	GRP 8	GRP 9
DM2448	24x48 Sq.	2-17"	29"	86	\$1228	\$1251	\$1422	\$1566	\$1859	\$2103	\$2392	\$3263	\$3677
DM2460	24x60 Sq.	2-17"	29"	95	\$1279	\$1309	\$1497	\$1660	\$1982	\$2253	\$2573	\$3443	\$3842
DM3048	30x48 Sq.	2-17"	29"	95	\$1277	\$1304	\$1490	\$1651	\$1972	\$2240	\$2562	\$3431	\$3828
DM3060	30x60 Sq.	2-17"	29"	106	\$1354	\$1383	\$1596	\$1779	\$2148	\$2451	\$2816	\$3680	\$4057

Note: When optional base finish is required, please multiply upcharge by 2 for tables supported with an extra base.

Note: Other bar height sizes available. Call for pricing.

OPTIONS

Add upcharge to list price and code to model number

STH	Special Table Height (other than 29" or 42")	\$197	per leg	RAD	3" Radius Corners for 3MM Edge	\$262	per table
-----	--	-------	---------	-----	--------------------------------	-------	-----------



SQUARE BAR HEIGHT TABLE
SHOWN WITH OPTIONAL FOOTRING

MODEL / DESCRIPTION / LIST PRICING

DOME | BARHEIGHT | ROUND



ROUND

Model Number	Table Top Size	Base Spread	Table Height	Shpg. Wght.	LAMINATE TOP ASSORTED EDGES							VENEER TOP	
					GRP1	GRP2	GRP3	GRP4	GRP5	GRP6	GRP7	GRP8	GRP9
DMH24D	24"Dia.	22"	42"	59	\$990	\$1005	\$1105	\$1194	\$1368	\$1514	\$1688	\$2514	\$2961
DMH30D	30"Dia.	22"	42"	77	\$1048	\$1067	\$1201	\$1314	\$1547	\$1741	\$1972	\$2752	\$3137
DMH36D	36"Dia.	28"	42"	111	\$1180	\$1203	\$1367	\$1504	\$1784	\$2020	\$2300	\$3136	\$3535

DOME | BAR HEIGHT | SQUARE



SQUARE

Model Number	Table Top Size	Base Spread	Table Height	Shpg. Wght.	LAMINATE TOP ASSORTED EDGES							VENEER TOP	
					GRP 1	GRP 2	GRP 3	GRP 4	GRP 5	GRP 6	GRP 7	GRP 8	GRP 9
DMH36S	36" Sq.	28"	42"	111	\$1194	\$1215	\$1387	\$1531	\$1817	\$2059	\$2346	\$3181	\$3578

Note: Other bar height sizes available. Call for pricing.

OPTIONS

Add upcharge to list price and code to model number

STH	Special Table Height (other than 29" or 42")	\$197	per leg	RC	Polished Chrome Foot-ring for Bar Height	\$183	per base
RP	Painted Foot-ring for Bar Height	\$145	per base	RAD	3" Radius Corners for 3MM Edge	\$262	per table

DUNCAN

The Duncan occasional tables are a great complement to our Malibu collection, offering classic shapes. It offers an upper modern drum shape design balanced by tapered legs in metal or wood. This contemporary look complements our soft seating and is well suited for lounge areas or collaborative settings.



24X42 RECTANGLE TABLE



36" ROUND TABLE

ORDERING INFORMATION

- | | |
|--------------------------|--------------------------------|
| 1) Series Name | 5) Laminate / Veneer Selection |
| 2) Model Number | |
| 3) Quantity | 6) Optional 2nd Laminate |
| 4) Powder Coat Leg Color | 7) Optional Items |

BASE SPECIFICATIONS

Metal Legs: Legs are of tapered triangular metal and are 8.25" tall.

Glides: Adjustable metal glides

STANDARD BASE FINISHES

Metal Legs: Standard Powder Coat

OPTIONAL BASE FINISHES

Metal Legs: Polished Chrome

TABLE TOP SPECIFICATIONS

Table Tops

Table core is CARB Phase I & Phase II Compliant. Laminate and phenolic backing are glued with water based adhesives. Covered top and sides with high pressure laminate, or choose Optional 2 Different Color laminates.

COLOR / EDGE SELECTIONS


Laminate Selections

ERG offers over 1000 standard laminate choices from Nevamar, Wilsonart, Formica and Pionite. Wood veneer is available in transparent stain colors - custom stain matching available for an upcharge.

OPTIONS

- CODE: 2LC - 2 different color laminates
- CODE: PC - Polished Chrome Legs
- CODE: WOD - Solid Maple Wood Legs

Note: Factory installed power/data available, See accessories online under 'Products' tab.



POLISHED CHROME LEGS



ELECTRICAL / DATA



18" SQUARE TABLE



30" ROUND TABLE



MODEL / DESCRIPTION / LIST PRICING

DUNCAN | OCCASIONAL | ROUND



Model Number	Table Top Size	Legs	Table Height	Shipping Weight	LAMINATE	VENEER
DUN18D	18" dia.	4 legs	18"	38 lbs.	\$1813	\$1944
DUN24D	24" dia.	4 legs	18"	42 lbs.	\$2096	\$2676
DUN30D	30" dia.	4 legs	18"	45 lbs.	\$2260	\$2745
DUN36D	36" dia.	4 legs	18"	56 lbs.	\$2559	\$2782

DUNCAN | OCCASIONAL | SQUARE



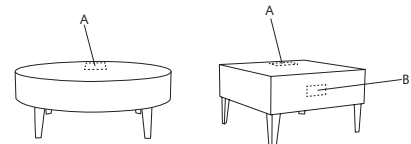
Model Number	Table Top Size	Legs	Table Height	Shipping Weight	LAMINATE	VENEER
DUN18S	18" x 18" sq.	4 legs	18"	48 lbs.	\$1942	\$2138
DUN30S	30" x 30" sq.	4 legs	18"	62 lbs.	\$2252	\$2445
DUN36S	36" x 36" sq.	4 legs	18"	70 lbs.	\$2341	\$2537

DUNCAN | OCCASIONAL | WEDGE



Model Number	Table Top Size	Legs	Table Height	Shipping Weight	LAMINATE	VENEER
DUN20W	20° wedge	4 legs	16"	70 lbs.	\$2761	\$3175

Please specify placement of electrical box for upholstered units or occasional tables
On rectangular coffee tables, please specify electrical placement on long side or short side



OPTIONS

Add upcharge to list price and code to model number

2LC	2 Color Laminate option	\$164	per top
PC	Polished Chrome Legs	\$45	per leg

WOD	Solid Maple Wood Legs	\$32	ea.
-----	-----------------------	------	-----



24X60 RECTANGLE TABLE
SHOWN WITH OPTIONAL POWER

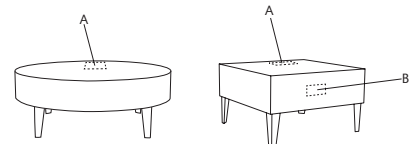
MODEL / DESCRIPTION / LIST PRICING

DUNCAN | OCCASIONAL | RECTANGLE


RECTANGLE

Model Number	Table Top Size	Legs	Table Height	Shipping Weight	LAMINATE	VENEER
DUN1426	14" x 26"	4 legs	16"	48 lbs.	\$2104	\$2317
DUN2442	24" x 42"	4 legs	18"	47 lbs.	\$2200	\$2311
DUN2460	24" x 60"	4 legs	18"	52 lbs.	\$2539	\$2666
DUN3042	30" x 42"	4 legs	18"	57 lbs.	\$2770	\$2909
DUN3060	30" x 60"	4 legs	18"	65 lbs.	\$2880	\$3022

Please specify placement of electrical box for upholstered units or occasional tables
On rectangular coffee tables, please specify electrical placement on long side or short side



OPTIONS

Add upcharge to list price and code to model number

2LC	2 Color Laminate option	\$164	per top	WOD	Solid Maple Wood Legs	\$32	ea.
PC	Polished Chrome Legs	\$45	per leg				

ELLIOT

Our Elliot chair collection has added the 5 Star swivel on casters for our Junior offering. This collection encompasses multiple heights for flexibility at any table surface and its versatility meets the needs of any educational space. This Mid Century modern design, features a contoured polypropylene shell with a vertical grooved back design and two clean outs on the seat.



TAPERED WOOD LEGS SHOWN WITH POLISHED METAL GRID



SIDE CHAIR FRONT VIEW



BAR STOOL

ORDERING INFORMATION

To Order Please Specify:

- 1) Series Name
- 2) Model Number
- 3) Quantity
- 4) Wood Stain Color
- 5) Fabric Grade & Number
- 6) Optional Items
- 7) Optional Frame Powder Coat Color
- 8) Optional Black/White Color (Grid/Foot Ring)

CHAIRS	WEIGHT LIMIT
Metal Legs	250 lbs.
Wood Legs	250 lbs.

STANDARD BASE FINISHES


- 4 Leg:** Polished Chrome Finish
- Tapered Wood Legs:** Standard Wood Finish
- 5-Star Swivel on Casters:** Polished Aluminum
- Metal Grid Underseat or Foot Rings:** Polished Chrome

OPTIONAL BASE FINISHES

- 4 Leg:** Standard Powder Coat
- 5-Star Swivel on Casters:** Standard Powder Coat
- Metal Grid Underseat or Foot Rings:** Black Gloss or White Powder Coat

NOTE: Due to paint scuffing, ERG does not recommend a painted foot ring on bar stools.

5 PLASTIC SHELL COLORS



GENERAL SPECIFICATIONS

Shell

Elliot polypropylene chairs feature a contoured one piece shell and two large cleanout slots on each side of seat and vertical groove design on the back.

Upholstery

Seat insert is upholstered over 1/2" foam. Backless stools upholstered over 2" foam. Seat can be upholstered with choice of fabric, vinyl, crypton, leather or approved COM.

Base Details

4 Leg: Metal frames are made of .75" diameter, 14 gauge steel tubing with hand brazed welds. Underseat plastic plate is color matched to shell.

Wood Legs: Tapered stained wood legs with metal grid.

5-Star Swivel on Casters: Swivel 360°, Cast polished aluminum base with 5 black casters installed. (Elliot Jr. Only)

Glides

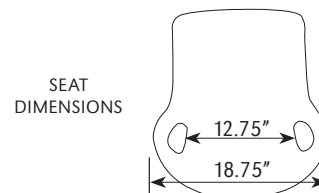
- Factory installed self leveling steel glides. (On metal frame)
- Plastic glides on wood legs (metal grid only).

Stacking

- 4 Leg:** Chair will stack 4 high on the floor, up to 6 chairs on a dolly.
- Tapered Wood Legs:** Wood leg and metal bar stools will not stack.

OPTIONS

- CODE: FR - CAL 133 (TB 133) Fire Retardant
- CODE: MBC - Moisture Barrier Chair
- CODE: SF - Powder Coat Finish
- CODE: CH - Counter Height
- CODE: SH - Specialty Height (22" Lowest Seat Height)
- CODE: SFG - Powder Coat Color - Metal Grid
- CODE: SFF - Powder Coat Color - Grid & Foot Ring
- CODE: HK - High Chair Kit - Specialty 8" or 10" Piston
- CODE: BFC - Black Hard Floor & Carpet Casters



DIMENSIONS	4-Leg
Seat Width:	12.75"
Seat Depth:	16"
Seat Height:	18"
Back Height:	31"
Overall Width:	18.75"
Overall Depth:	21.5"
Qty./Wt. per carton:	2 ea./48 lbs.



4-LEG CHAIR



BACK VIEW

MODEL / DESCRIPTION / LIST PRICING



6260 Cafe Chair
Polypropylene Shell
\$359



6261 Cafe Chair - Upholstered Seat Insert

COM Yardage: 0.75 Yard

COM	GR1	GR2	GR3	GR4	GR5	GR6	GR7	GR8	GR9	GR10	LEA
\$497	\$532	\$553	\$577	\$598	\$624	\$649	\$675	\$704	\$731	\$758	\$898

OPTIONS

Add upcharge to list price and code to model number

FR	CAL 133 (TB 133) Fire Retardant	\$118	/yd.
MBC	Moisture Barrier Chair	\$84	ea.

SF	Powder Coat Finish	\$63	
SH	Specialty Height	\$37	

DIMENSIONS	4-Leg Junior
Seat Width:	12.75"
Seat Depth:	16"
Seat Height:	16"
Back Height:	29"
Overall Width:	18.75"
Overall Depth:	21.5"
Qty./Wt. per carton:	2 ea./19 lbs.



4-LEG JUNIOR CHAIR

MODEL / DESCRIPTION / LIST PRICING



6260-J Junior Chair

Polypropylene Shell
\$380



6261-J Junior Chair - Upholstered Seat Insert

COM Yardage: 0.75 Yard

COM	GR1	GR2	GR3	GR4	GR5	GR6	GR7	GR8	GR9	GR10	LEA
\$499	\$536	\$553	\$576	\$597	\$622	\$644	\$670	\$696	\$722	\$753	\$885

OPTIONS

Add upcharge to list price and code to model number

FR	CAL 133 (TB 133) Fire Retardant	\$118	/yd.
MBC	Moisture Barrier Chair	\$84	ea.

SF	Powder Coat Finish	\$63	
SH	Specialty Height	\$37	

DIMENSIONS	5 star base Junior
Seat Width:	12.75"
Seat Depth:	16"
Seat Height:	14 - 19.5"
Back Height:	27 - 32"
Overall Width:	18.75"
Overall Depth:	21.5"
Qty./Wt. per carton:	1 ea./15 lbs.



5 STAR BASE - JUNIOR CHAIR

MODEL / DESCRIPTION / LIST PRICING



6267 Junior Chair

Polypropylene Shell
\$572



6268 Junior Chair - Upholstered Seat Insert

COM Yardage: 0.75 Yard

COM	GR1	GR2	GR3	GR4	GR5	GR6	GR7	GR8	GR9	GR10	LEA
\$710	\$745	\$766	\$791	\$810	\$836	\$861	\$887	\$915	\$944	\$971	\$1111

OPTIONS

Add upcharge to list price and code to model number

FR	CAL 133 (TB 133) Fire Retardant	\$118	/yd.
MBC	Moisture Barrier Chair	\$84	ea.
SF	Powder Coat Finish	\$63	

SH	Specialty Height	\$37	
HK	High Chair Kit - Specialty 8" or 10" Piston	\$138	
BFC	Black Hard Floor & Carpet Casters	\$44	per chair

DIMENSIONS	Stool
Seat Width:	12.75"
Seat Depth:	16"
Seat Height:	29"
Back Height:	43"
Overall Width:	18.75"
Overall Depth:	21.5"
Qty./Wt. per carton:	1 ea./48 lbs.



BAR STOOL WITH UPHOLSTERED SEAT INSERT



PROFILE VIEW

MODEL / DESCRIPTION / LIST PRICING



6264 Barstool
Polypropylene Shell
\$655



6265 Barstool - Upholstered Seat Insert

COM Yardage: 0.75 Yard

COM	GR1	GR2	GR3	GR4	GR5	GR6	GR7	GR8	GR9	GR10	LEA
\$801	\$855	\$888	\$925	\$965	\$1000	\$1041	\$1083	\$1123	\$1171	\$1217	\$1440

OPTIONS

Add upcharge to list price and code to model number

FR	CAL 133 (TB 133) Fire Retardant	\$118	/yd.
MBC	Moisture Barrier Chair	\$84	ea.
SF	Powder Coat Finish (Stool)	\$76	

CH	Counter Height	\$37	
SH	Specialty Height (22" Lowest Seat Height)	\$37	

DIMENSIONS	4-Leg
Seat Width:	12.75"
Seat Depth:	16"
Seat Height:	18"
Back Height:	30.5"
Overall Width:	18.75"
Overall Depth:	21.5"
Qty./Wt. per carton:	1 ea./9 lbs.

NOW!
All Wood Stain Colors
are Available.



TAPERED WOOD LEGS / BLACK METAL GRID



TAPERED WOOD LEGS / POLISHED CHROME GRID UPHOLSTERED SEAT INSERT

MODEL / DESCRIPTION / LIST PRICING



6283-W Side Chair - Tapered Wood Legs / Metal Grid - Chrome Finish

Chair
\$640



6285-W Side Chair - Tapered Wood Legs - Metal Grid Chrome Finish - Upholstered Seat Insert

COM Yardage: 0.75 Yard

COM	GR1	GR2	GR3	GR4	GR5	GR6	GR7	GR8	GR9	GR10	LEA
\$774	\$827	\$860	\$896	\$930	\$968	\$1006	\$1046	\$1088	\$1133	\$1179	\$1394

OPTIONS

Add upcharge to list price and code to model number

FR	CAL 133 (TB 133) Fire Retardant	\$118	/yd.
MBC	Moisture Barrier Chair	\$84	ea.

SFG	Black Gloss or White Powder Coat Color - Metal Grid	\$63	
-----	--	------	--

EMMA

The Emma collection of tables presents an angled leg design giving it a striking look. Emma offers options to add a hook that is great for storing book bags while you meet up and a cable option for a more aesthetic detail. The collection is a great solution for training, meet up and multi-use areas.



48 X 96" RECTANGLE MEETING TABLE



36 X 96" RECTANGLE BAR HEIGHT TABLE

ORDERING INFORMATION

- | | |
|-----------------|-------------------------------|
| 1) Series Name | 5) Frame Color |
| 2) Model Number | 6) Laminate Selection and No. |
| 3) Size | 7) Edge Style Code and Color |
| 4) Quantity | 8) Optional Items |

BASE SPECIFICATIONS

Base: The bases are 2"W x 1"D in an A-frame design with 14 gauge steel tubing.

Glides: Adjustable Steel Glides

Assembly: Top plate is welded to the vertical column and the vertical column is bolted to the horizontal base. No tie rod assembly. Base mounts to tabletop with 1/4-20 x 1" machine screws into metal inserts in top.

STANDARD BASE FINISHES

Base: Standard Powder Coat

TABLE TOP SPECIFICATIONS

Table Tops

1.25" Laminate/Veneer Tops are CARB Compliant with particle board and phenolic backing glued with water based adhesives.

COLOR / EDGE SELECTIONS

Laminate/Veneer Selections

ERG offers over 1000 standard laminate choices from Nevamar, Wilsonart, Formica and Pionite. Wood veneer is available in transparent stain colors - custom stain matching available for an upcharge.

Edge Selection

Laminate/Veneer: ERG offers a variety of table top edge materials of exposed Multi-ply flat edge and PVC.

Solid Surface: Eased Edge

OPTIONS

- CODE: GD3 - Flat Ganging Device for Training Tables
- CODE: CRT - Racetrack Table Top
- CODE: CBT - Boat Table Top
- CODE: CAT - Almost Rectangle Table Top
- CODE: RAD - 3" Radius Corners for 3MM Edge
- CODE: DCBL - Decorative Cable
- CODE: BHLR - Bag Holder



decorative cable
Finish: stainless steel



bag holder
Finish: to match frame



48 X 72" RECTANGLE TRAINING TABLE

MODEL / DESCRIPTION / LIST PRICING

EMMA | RECTANGLE | TRAINING TABLES

RECTANGLE

Model Number	Table Top Size	Number of Bases	Table Height	Shpg. Wght	LAMINATE TOP ASSORTED EDGES			VENEER TOP
					EDGE 2B	EDGE 3A	EDGE 6Q	EDGE 8G
EM3672	36 X 72	2	29"	151	\$3459	\$3987	\$5880	\$5971
EM3684	36 X 84	2	29"	165	\$3870	\$4466	\$6579	\$6666
EM3696	36 X 96	2	29"	178	\$4047	\$4690	\$6880	\$6913
EM4272	42 X 72	2	29"	165	\$4621	\$5336	\$7856	\$7776
EM4284	42 X 84	2	29"	180	\$4927	\$5720	\$8376	\$8190
EM4296	42 X 96	2	29"	196	\$5231	\$6104	\$8893	\$8606
EM4872	48 X 72	2	29"	178	\$4871	\$5647	\$8281	\$8135
EM4884	48 X 84	2	29"	196	\$5210	\$6075	\$8857	\$8583
EM4896	48 X 96	2	29"	214	\$5535	\$6484	\$9410	\$9017
EM48108* **	48 X 108	3	29"	262	\$6478	\$7544	\$11013	\$10702
EM48120* **	48 X 120	3	29"	280	\$6838	\$7990	\$11625	\$11206
EM48144* **	48 X 144	3	29"	326	\$7461	\$8797	\$12684	\$11981
EM48168* **	48 X 168	3	29"	362	\$8211	\$9795	\$13959	\$12813
EM48192* **	48 X 192	4	29"	398	\$10254	\$12040	\$17432	\$16618
EM48240* **	48 X 240	6	29"	510	\$11933	\$14005	\$20286	\$19364

* Asterisk after model number indicates 2+ pieces tops (3 pieces for 240") with center seams for tables over 96".

** Decorative Cable is only available on outside legs.

NOTE: Optional Bag Holder will be powder coated to match the base.

OPTIONS

Add upcharge to list price and code to model number

GD3	Flat Ganging Device for Training Tables	\$137	per pair	RAD	3" Radius Corners for 3MM Edge	\$262	per table
CRT	Racetrack table top	add 20%	per top	DCBL	Decorative Cable	\$977	per pair
CBT	Boat table top	add 25%	per top	BHLR	Bag Holder	\$221	ea.
CAT	Almost Rectangle table top	add 25%	per top				



36 X 96" RECTANGLE BAR HEIGHT TABLE SHOWN
WITH DECORATIVE CABLE AND BAG HOLDER

MODEL / DESCRIPTION / LIST PRICING

EMMA | RECTANGLE | BAR HEIGHT - 42"

RECTANGLE

Model Number	Table Top Size	Number of Bases	Table Height	Shpg. Wght	LAMINATE TOP ASSORTED EDGES			VENEER TOP
					EDGE 2B	EDGE 3A	EDGE 6Q	EDGE 8G
EMH3672	36 X 72	2	42"	151	\$3734	\$4276	\$6348	\$9229
EMH3684	36 X 84	2	42"	165	\$4146	\$4755	\$7048	\$10272
EMH3696	36 X 96	2	42"	178	\$4321	\$4979	\$7346	\$10767

NOTE: Optional Bag Holder will be powder coated to match the base.

OPTIONS

Add upcharge to list price and code to model number

GD3	Flat Ganging Device for Training Tables	\$137	per pair	RAD	3" Radius Corners for 3MM Edge	\$262	per table
CRT	Racetrack table top	add 20%	per top	DCBL	Decorative Cable	\$977	per pair
CBT	Boat table top	add 25%	per top	BHLR	Bag Holder	\$221	ea.
CAT	Almost Rectangle table top	add 25%	per top				

ENCINO

The Encino collection of banquettes offers an extensive variety of back heights with a unique channel detail look on the back and equipped to fit the right level of privacy needed for any space. The banquettes come as a single unit, as well as back-to-back, in a choice of glides or a plinth base. Great for any student union, cafeteria, corporate lounge or environment for comfortability.



34"H LOW BACK-TO-BACK BANQUETTE



72"H PANEL SHOWN WITH OPTIONAL PANEL CHANNEL TUFTING AND THREE FABRICS.

ORDERING INFORMATION

- 1) Series Name
- 2) Model Number
- 3) Quantity
- 4) Fabric Grade & Number
- 5) Optional Items/Colors

SOFT SEATING	WEIGHT LIMIT
1 Seat	500 lbs.
2 Seat	1000 lbs.
3 Seat	1500 lbs.



BANQUETTE COMES WITH A FLUSH PLINTH BASE ON SIDES FOR GANGING, AND RECESSED FRONT.

GENERAL SPECIFICATIONS

Upholstery / Foam

Seat and back are covered in your choice of fabric, vinyl, crypton, leather or COM. ERG uses only water based glues and adhesives in our upholstery process. All foam is fully bonded to frame. Seat cushions are 4" graded high resiliency (H.R.) block foam with back 3" (H.R.) foam, covered entirely with special bonded polyester fiber to protect final upholstery.

Frame Construction

Frame assembly is constructed of multi-ply hardwood, with tongue and groove construction. No sag-springs are installed in seat & back along with interlocking helicoil springs to prevent sagging and provide additional lower back and seat support.

Glides

Adjustable steel glides

Optional Plinth Base

The optional base is available in a choice of laminate or unfinished so that you can add your own cover base or carpet

Anchoring

Easy to anchor to the floor. Floor mount instructions can be provided by customer service. Hardware for anchoring bench to the floor is not included.



34"
LOW BACK



44"
STANDARD BACK



60"
HIGH BACK



72"
HIGH BACK

OPTIONS

- CODE: FR - CAL 133 (TB 133) Fire Retardant
- CODE: MB -Moisture Barrier (up to 60" overall width)
- CODE: MB60 -Moisture Barrier (over 60" overall width)
- CODE: MBB -Moisture Barrier (up to 60" overall width Back-to-Back)
- CODE: MBB60 -Moisture Barrier (over 60" overall width Back-to-Back)
- CODE: GD2 - Flat Ganging Device for Soft Seating
- CODE: GBP - Ganging Bracket for Plinth Base
- CODE: FMG - Floor Mount Glide
- CODE: 2FO - Two Fabric Option
- CODE: 3FO - Three Fabric Option
- CODE: CO - Clean Out (overall width up to 60")
- CODE: CO1 - Clean Out (overall width over 60")
- CODE: COB - Clean Out Back-to-Back (overall width up to 60")
- CODE: CO1B - Clean Out Back-to-Back (overall width over 60")
- CODE: PB - Plinth Base (overall width up to 60")
- CODE: PB60 - Plinth Base (overall width over 60")
- CODE: PBB - Plinth Base Back-to-Back - (overall width up to 60")
- CODE: PBB60 - Plinth Base Back-to-Back - (overall width over 60")
- CODE: UFB - Unfinished Plinth Base
- CODE: RB1 - Recessed Plinth Base (1 Side only)
- CODE: RB2 - Recessed Plinth Base (2 Sides)
- CODE: PCT - Panel Channel Tufting (overall width up to 60")
- CODE: PCT1 - Panel Channel Tufting (overall width over 60")




TWO FABRIC OPTION



THREE FABRIC OPTION



CLEAN OUT OPTION



PANEL CHANNEL TUFTING



OPTIONAL RECESSED PLINTH BASE
AVAILABLE, ON ONE OR TWO SIDES

PLINTH OPTIONS

The Optional Plinth comes..




OPTIONAL STANDARD GANGED
PLINTH BASE, WITH 1/2" GAP
BETWEEN BASES

DIMENSIONS	48" Straight Banquette	60" Straight Banquette	66" Straight Banquette	72" Straight Banquette
Seat Depth:	20"	20"	20"	20"
Seat Height:	18"	18"	18"	18"
Overall Depth:	30.5"	30.5"	30.5"	30.5"
Overall Width:	48"	60"	66"	72"
Overall Height:	34"	34"	34"	34"
Qty./Wt.:	1 ea./150 lbs.	1 ea./180 lbs.	1 ea./195 lbs.	1 ea./220 lbs.



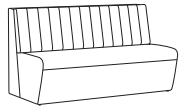
72" WIDTH BY 34" HEIGHT
BANQUETTE

MODEL / DESCRIPTION / LIST PRICING



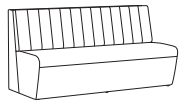
2211 48" W Straight Banquette COM Yardage: Total: 8 Yds. / Back: 2.5 Yds. / Seat: 3 Yds. / Back Panel: 2.5 Yds.

COM	GR1	GR2	GR3	GR4	GR5	GR6	GR7	GR8	GR9	GR10	LEA
\$3595	\$3966	\$4155	\$4447	\$4739	\$5033	\$5326	\$5580	\$5738	\$5979	\$6217	\$6370



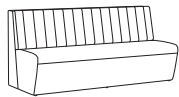
2212 60" W Straight Banquette COM Yardage: Total: 11 Yds. / Back: 3 Yds. / Seat: 4 Yds. / Back Panel: 4 Yds.

COM	GR1	GR2	GR3	GR4	GR5	GR6	GR7	GR8	GR9	GR10	LEA
\$4260	\$4666	\$4853	\$5146	\$5438	\$5732	\$6025	\$6278	\$6438	\$6677	\$6917	\$7070



2213 66" W Straight Banquette COM Yardage: Total: 12.5 Yds. / Back: 3.5 Yds. / Seat: 4.5 Yds. / Back Panel: 4.5 Yds.

COM	GR1	GR2	GR3	GR4	GR5	GR6	GR7	GR8	GR9	GR10	LEA
\$4635	\$5054	\$5242	\$5535	\$5827	\$6121	\$6414	\$6667	\$6827	\$7066	\$7308	\$7459



2214 72" W Straight Banquette COM Yardage: Total: 14 Yds. / Back: 4 Yds. / Seat: 5 Yds. / Back Panel: 5 Yds.

COM	GR1	GR2	GR3	GR4	GR5	GR6	GR7	GR8	GR9	GR10	LEA
\$4788	\$5206	\$5393	\$5687	\$5980	\$6273	\$6566	\$6820	\$6979	\$7218	\$7458	\$7611

OPTIONS

Add upcharge to list price and code to model number

FR	CAL 133 (TB 133) Fire Retardant per yard	\$118	/yd.
MB	Moisture Barrier - up to 60" width	\$164	ea.
MB60	Moisture Barrier - over 60" width	\$262	ea.
2FO	Two Fabric Option	\$131	per unit
3FO	Three Fabric Option	\$199	per unit
GD2	Flat Ganging Device for Soft Seating	\$107	per pair
GBP	Ganging Bracket for Plinth Base	\$260	per pair
FMG	Floor Mount Glide	\$29	ea.


CO	Clean Out (overall width up to 60")	\$327	per unit
CO1	Clean Out (overall width over 60")	\$503	per unit
PB	Plinth Base (overall width up to 60")	\$247	
PB60	Plinth Base (overall width over 60")	\$418	
UFB	Unfinished Plinth Base (deduct from plinth option)	Deduct \$80	
RB1	Recessed Base, 1 side	\$145	
RB2	Recessed Base, 2 sides	\$287	

DIMENSIONS	48" Back-to-Back Banquette	60" Back-to-Back Banquette	66" Back-to-Back Banquette	72" Back-to-Back Banquette
Seat Depth:	20"	20"	20"	20"
Seat Height:	18"	18"	18"	18"
Overall Depth:	57.5"	57.5"	57.5"	57.5"
Overall Width:	48"	60"	66"	72"
Overall Height:	34"	34"	34"	34"
Qty./Wt.:	1 ea./250 lbs.	1 ea./280 lbs.	1 ea./295 lbs.	1 ea./320 lbs.



60" WIDTH BY 34" HEIGHT
BACK-TO-BACK BANQUETTE


MODEL / DESCRIPTION / LIST PRICING



2235 48" W Straight - Back-to-Back Banquette

COM Yardage: Total: 12.5 Yds. / Back: 5 Yds. / Seat: 6 Yds. / Back Panel: 1.5 Yds.


COM	GR1	GR2	GR3	GR4	GR5	GR6	GR7	GR8	GR9	GR10	LEA
\$6649	\$7021	\$7208	\$7501	\$7795	\$8087	\$8380	\$8633	\$8794	\$9032	\$9274	\$9425



2236 60" W Straight - Back-to-Back Banquette

COM Yardage: Total: 15.5 Yds. / Back: 6 Yds. / Seat: 7.5 Yds. / Back Panel: 2 Yds.


COM	GR1	GR2	GR3	GR4	GR5	GR6	GR7	GR8	GR9	GR10	LEA
\$7881	\$8287	\$8474	\$8767	\$9059	\$9353	\$9646	\$9899	\$10059	\$10298	\$10537	\$10691



2237 66" W Straight - Back-to-Back Banquette

COM Yardage: Total: 17.5 Yds. / Back: 7 Yds. / Seat: 8 Yds. / Back Panel: 2.5 Yds.

COM	GR1	GR2	GR3	GR4	GR5	GR6	GR7	GR8	GR9	GR10	LEA
\$8577	\$8996	\$9182	\$9474	\$9769	\$10062	\$10354	\$10607	\$10767	\$11007	\$11247	\$11401



2238 72" W Straight - Back-to-Back Banquette

COM Yardage: Total: 19.5 Yds. / Back: 8 Yds. / Seat: 8.5 Yds. / Back Panel: 3 Yds.

COM	GR1	GR2	GR3	GR4	GR5	GR6	GR7	GR8	GR9	GR10	LEA
\$8856	\$9277	\$9463	\$9756	\$10049	\$10343	\$10636	\$10889	\$11048	\$11288	\$11528	\$11682

OPTIONS

Add upcharge to list price and code to model number

FR	CAL 133 (TB 133) Fire Retardant per yard	\$118	/yd.
MBB	Moisture Barrier - up to 60" width (Back-to-Back)	\$327	ea.
MBB60	Moisture Barrier - over 60" width (Back-to-Back)	\$522	ea.
2FO	Two Fabric Option	\$131	per unit
3FO	Three Fabric Option	\$199	per unit
GD2	Flat Ganging Device for Soft Seating	\$107	per pair
GBP	Ganging Bracket for Plinth Base	\$260	per pair
FMG	Floor Mount Glide	\$29	ea.


CO	Clean Out (overall width up to 60")	\$654	per unit
CO1	Clean Out (overall width over 60")	\$1007	per unit
PBB	Plinth Base Back-To-Back (overall width up to 60")	\$379	
PBB60	Plinth Base Back-To-Back (overall width over 60")	\$575	
UFB	Unfinished Plinth Base (deduct from plinth option)	Deduct \$80	
RB1	Recessed Base, 1 side	\$145	
RB2	Recessed Base, 2 sides	\$287	

DIMENSIONS	48" Straight Banquette	60" Straight Banquette	66" Straight Banquette	72" Straight Banquette
Seat Depth:	20"	20"	20"	20"
Seat Height:	18"	18"	18"	18"
Overall Depth:	30.5"	30.5"	30.5"	30.5"
Overall Width:	48"	60"	66"	72"
Overall Height:	44"	44"	44"	44"
Qty./Wt.:	1 ea./170 lbs.	1 ea./205 lbs.	1 ea./230 lbs.	1 ea./260 lbs.




48" WIDTH BY 44" HEIGHT BANQUETTE

MODEL / DESCRIPTION / LIST PRICING




2218 48" W Straight Banquette COM Yardage: Total: 9 Yds. / Back: 3 Yds. / Seat: 3 Yds. / Back Panel: 3 Yds.

COM	GR1	GR2	GR3	GR4	GR5	GR6	GR7	GR8	GR9	GR10	LEA
\$3854	\$4493	\$4679	\$4972	\$5267	\$5558	\$5852	\$6104	\$6265	\$6503	\$6745	\$6898




2219 60" W Straight Banquette COM Yardage: Total: 12 Yds. / Back: 3.5 Yds. / Seat: 4 Yds. / Back Panel: 4.5 Yds.

COM	GR1	GR2	GR3	GR4	GR5	GR6	GR7	GR8	GR9	GR10	LEA
\$4520	\$5158	\$5346	\$5639	\$5931	\$6225	\$6518	\$6771	\$6930	\$7170	\$7412	\$7563



2220 66" W Straight Banquette COM Yardage: Total: 13.5 Yds. / Back: 4 Yds. / Seat: 4.5 Yds. / Back Panel: 5 Yds.

COM	GR1	GR2	GR3	GR4	GR5	GR6	GR7	GR8	GR9	GR10	LEA
\$4856	\$5494	\$5682	\$5975	\$6267	\$6561	\$6853	\$7107	\$7267	\$7505	\$7745	\$7899



2221 72" W Straight Banquette COM Yardage: Total: 15 Yds. / Back: 4.5 Yds. / Seat: 5 Yds. / Back Panel: 5.5 Yds.

COM	GR1	GR2	GR3	GR4	GR5	GR6	GR7	GR8	GR9	GR10	LEA
\$5048	\$5687	\$5873	\$6166	\$6459	\$6752	\$7046	\$7298	\$7458	\$7699	\$7938	\$8091

OPTIONS

Add upcharge to list price and code to model number

FR	CAL 133 (TB 133) Fire Retardant per yard	\$118	/yd.
MB	Moisture Barrier - up to 60" width	\$164	ea.
MB60	Moisture Barrier - over 60" width	\$262	ea.
2FO	Two Fabric Option	\$131	per unit
3FO	Three Fabric Option	\$199	per unit
GD2	Flat Ganging Device for Soft Seating	\$107	per pair
GBP	Ganging Bracket for Plinth Base	\$260	per pair
FMG	Floor Mount Glide	\$29	ea.

CO	Clean Out (overall width up to 60")	\$327	per unit
CO1	Clean Out (overall width over 60")	\$503	per unit
PB	Plinth Base (overall width up to 60")	\$247	
PB60	Plinth Base (overall width over 60")	\$418	
UFB	Unfinished Plinth Base (deduct from plinth option)	Deduct \$80	
RB1	Recessed Base, 1 side	\$145	
RB2	Recessed Base, 2 sides	\$287	

DIMENSIONS	48" Back-to-Back Banquette	60" Back-to-Back Banquette	66" Back-to-Back Banquette	72" Back-to-Back Banquette
Seat Depth:	20"	20"	20"	20"
Seat Height:	18"	18"	18"	18"
Overall Depth:	57.5"	57.5"	57.5"	57.5"
Overall Width:	48"	60"	66"	72"
Overall Height:	44"	44"	44"	44"
Qty./Wt.:	1 ea./270 lbs.	1 ea./305 lbs.	1 ea./330 lbs.	1 ea./360 lbs.



60" WIDTH BY 44" HEIGHT
BACK-TO-BACK BANQUETTE


MODEL / DESCRIPTION / LIST PRICING



2240 48" W Straight - Back-to-Back Banquette

COM Yardage: Total: 13.5 Yds. / Back: 4.5 Yds. / Seat: 6 Yds. / Back Panel: 3 Yds.


COM	GR1	GR2	GR3	GR4	GR5	GR6	GR7	GR8	GR9	GR10	LEA
\$7130	\$7769	\$7955	\$8249	\$8541	\$8835	\$9128	\$9380	\$9541	\$9780	\$10020	\$10172



2241 60" W Straight - Back-to-Back Banquette

COM Yardage: Total: 16.5 Yds. / Back: 5.5 Yds. / Seat: 7.5 Yds. / Back Panel: 3.5 Yds.


COM	GR1	GR2	GR3	GR4	GR5	GR6	GR7	GR8	GR9	GR10	LEA
\$8361	\$9002	\$9187	\$9482	\$9773	\$10067	\$10360	\$10612	\$10773	\$11013	\$11251	\$11405



2242 66" W Straight - Back-to-Back Banquette

COM Yardage: Total: 18.5 Yds. / Back: 6.5 Yds. / Seat: 8 Yds. / Back Panel: 4 Yds.

COM	GR1	GR2	GR3	GR4	GR5	GR6	GR7	GR8	GR9	GR10	LEA
\$8981	\$9622	\$9808	\$10101	\$10395	\$10688	\$10980	\$11233	\$11395	\$11633	\$11873	\$12027



2243 72" W Straight - Back-to-Back Banquette

COM Yardage: Total: 20.5 Yds. / Back: 7.5 Yds. / Seat: 8.5 Yds. / Back Panel: 4.5 Yds.

COM	GR1	GR2	GR3	GR4	GR5	GR6	GR7	GR8	GR9	GR10	LEA
\$9337	\$9978	\$10164	\$10457	\$10751	\$11043	\$11335	\$11589	\$11750	\$11989	\$12229	\$12383

OPTIONS

Add upcharge to list price and code to model number

FR	CAL 133 (TB 133) Fire Retardant per yard	\$118	/yd.
MBB	Moisture Barrier - up to 60" width (Back-to-Back)	\$327	ea.
MBB60	Moisture Barrier - over 60" width (Back-to-Back)	\$522	ea.
2FO	Two Fabric Option	\$131	per unit
3FO	Three Fabric Option	\$199	per unit
GD2	Flat Ganging Device for Soft Seating	\$107	per pair
GBP	Ganging Bracket for Plinth Base	\$260	per pair
FMG	Floor Mount Glide	\$29	ea.


COB	Clean Out Back-to-Back (overall width up to 60")	\$654	per unit
CO1B	Clean Out Back-to-Back (overall width over 60")	\$1007	per unit
PBB	Plinth Base Back-To-Back (overall width up to 60")	\$379	
PBB60	Plinth Base Back-To-Back (overall width over 60")	\$575	
UFB	Unfinished Plinth Base (deduct from plinth option)	Deduct \$80	
RB1	Recessed Base, 1 side	\$145	
RB2	Recessed Base, 2 sides	\$287	

DIMENSIONS	48" Straight Banquette	60" Straight Banquette	66" Straight Banquette	72" Straight Banquette
Seat Depth:	20"	20"	20"	20"
Seat Height:	18"	18"	18"	18"
Overall Depth:	30.5"	30.5"	30.5"	30.5"
Overall Width:	48"	60"	66"	72"
Overall Height:	60"	60"	60"	60"
Qty./Wt.:	1 ea./180 lbs.	1 ea./215 lbs.	1 ea./240 lbs.	1 ea./270 lbs.



72" WIDTH BY 60" HEIGHT BANQUETTE

MODEL / DESCRIPTION / LIST PRICING



2224 48" W Straight Banquette

COM Yardage: Total: 11 Yds. / Back: 3 Yds. / Seat: 3 Yds. / Back Panel: 5 Yds.


COM	GR1	GR2	GR3	GR4	GR5	GR6	GR7	GR8	GR9	GR10	LEA
\$4505	\$5146	\$5332	\$5626	\$5918	\$6212	\$6503	\$6757	\$6917	\$7157	\$7398	\$7551



2225 60" W Straight Banquette

COM Yardage: Total: 13.5 Yds. / Back: 3.5 Yds. / Seat: 4 Yds. / Back Panel: 6 Yds.


COM	GR1	GR2	GR3	GR4	GR5	GR6	GR7	GR8	GR9	GR10	LEA
\$5172	\$5813	\$5998	\$6292	\$6585	\$6878	\$7170	\$7423	\$7583	\$7823	\$8064	\$8216



2226 66" W Straight Banquette

COM Yardage: Total: 15 Yds. / Back: 4 Yds. / Seat: 4.5 Yds. / Back Panel: 6.5 Yds.

COM	GR1	GR2	GR3	GR4	GR5	GR6	GR7	GR8	GR9	GR10	LEA
\$5535	\$6174	\$6361	\$6653	\$6947	\$7240	\$7533	\$7786	\$7946	\$8185	\$8426	\$8579



2227 72" W Straight Banquette

COM Yardage: Total: 16.5 Yds. / Back: 4.5 Yds. / Seat: 5 Yds. / Back Panel: 7 Yds.

COM	GR1	GR2	GR3	GR4	GR5	GR6	GR7	GR8	GR9	GR10	LEA
\$5699	\$6392	\$6579	\$6873	\$7165	\$7458	\$7752	\$8004	\$8165	\$8404	\$8645	\$8797

OPTIONS

Add upcharge to list price and code to model number

FR	CAL 133 (TB 133) Fire Retardant per yard	\$118	/yd.
MB	Moisture Barrier - up to 60" width	\$164	ea.
MB60	Moisture Barrier - over 60" width	\$262	ea.
2FO	Two Fabric Option	\$131	per unit
3FO	Three Fabric Option	\$199	per unit
GD2	Flat Ganging Device for Soft Seating	\$107	per pair
GBP	Ganging Bracket for Plinth Base	\$260	per pair
FMG	Floor Mount Glide	\$29	ea.
CO	Clean Out (overall width up to 60")	\$327	per unit
CO1	Clean Out (overall width over 60")	\$503	per unit

PCT	Panel Channel Tufting (overall width up to 60")	\$641	per unit
PCT1	Panel Channel Tufting (overall width over 60")	\$803	per unit
PB	Plinth Base (overall width up to 60")	\$247	
PB60	Plinth Base (overall width over 60")	\$418	
UFB	Unfinished Plinth Base (deduct from plinth option)	Deduct \$80	
RB1	Recessed Base, 1 side	\$145	
RB2	Recessed Base, 2 sides	\$287	

DIMENSIONS	48" Back-to-Back Banquette	60" Back-to-Back Banquette	66" Back-to-Back Banquette	72" Back-to-Back Banquette
Seat Depth:	20"	20"	20"	20"
Seat Height:	18"	18"	18"	18"
Overall Depth:	57.5"	57.5"	57.5"	57.5"
Overall Width:	48"	60"	66"	72"
Overall Height:	60"	60"	60"	60"
Qty./Wt.:	1 ea./280 lbs.	1 ea./315 lbs.	1 ea./340 lbs.	1 ea./370 lbs.



72" WIDTH BY 60" HEIGHT
BACK-TO-BACK BANQUETTE

MODEL / DESCRIPTION / LIST PRICING



2245 48" W Straight - Back-to-Back Banquette

COM Yardage: Total: 16 Yds. / Back: 4.5 Yds. / Seat: 6 Yds. / Back Panel: 5.5 Yds.

COM	GR1	GR2	GR3	GR4	GR5	GR6	GR7	GR8	GR9	GR10	LEA
\$8337	\$8977	\$9163	\$9457	\$9750	\$10042	\$10336	\$10588	\$10749	\$10988	\$11228	\$11381



2246 60" W Straight - Back-to-Back Banquette

COM Yardage: Total: 20 Yds. / Back: 5.5 Yds. / Seat: 7.5 Yds. / Back Panel: 7 Yds.

COM	GR1	GR2	GR3	GR4	GR5	GR6	GR7	GR8	GR9	GR10	LEA
\$9570	\$10210	\$10396	\$10689	\$10981	\$11275	\$11568	\$11821	\$11980	\$12220	\$12462	\$12614



2247 66" W Straight - Back-to-Back Banquette

COM Yardage: Total: 22 Yds. / Back: 6.5 Yds. / Seat: 8 Yds. / Back Panel: 7.5 Yds.

COM	GR1	GR2	GR3	GR4	GR5	GR6	GR7	GR8	GR9	GR10	LEA
\$10240	\$10880	\$11066	\$11359	\$11650	\$11945	\$12238	\$12491	\$12650	\$12890	\$13131	\$13284



2248 72" W Straight - Back-to-Back Banquette

COM Yardage: Total: 24 Yds. / Back: 7.5 Yds. / Seat: 8.5 Yds. / Back Panel: 8 Yds.

COM	GR1	GR2	GR3	GR4	GR5	GR6	GR7	GR8	GR9	GR10	LEA
\$10544	\$11237	\$11424	\$11717	\$12010	\$12303	\$12596	\$12849	\$13010	\$13248	\$13490	\$13641

OPTIONS

Add upcharge to list price and code to model number

FR	CAL 133 (TB 133) Fire Retardant per yard	\$118	/yd.
MBB	Moisture Barrier - up to 60" width (Back-to-Back)	\$327	ea.
MBB60	Moisture Barrier - over 60" width (Back-to-Back)	\$522	ea.
2FO	Two Fabric Option	\$131	per unit
3FO	Three Fabric Option	\$199	per unit
GD2	Flat Ganging Device for Soft Seating	\$107	per pair
GBP	Ganging Bracket for Plinth Base	\$260	per pair
FMG	Floor Mount Glide	\$29	ea.
COB	Clean Out Back-to-Back (overall width up to 60")	\$654	per unit
CO1B	Clean Out Back-to-Back (overall width over 60")	\$1007	per unit


PCT	Panel Channel Tufting (overall width up to 60")	\$641	per unit
PCT1	Panel Channel Tufting (overall width over 60")	\$803	per unit
PBB	Plinth Base Back-To-Back (overall width up to 60")	\$379	
PBB60	Plinth Base Back-To-Back (overall width over 60")	\$575	
UFB	Unfinished Plinth Base (deduct from plinth option)	Deduct \$80	
RB1	Recessed Base, 1 side	\$145	
RB2	Recessed Base, 2 sides	\$287	



72" WIDTH BY 72" HEIGHT BANQUETTE


DIMENSIONS	48" Straight Banquette	60" Straight Banquette	66" Straight Banquette	72" Straight Banquette
Seat Depth:	20"	20"	20"	20"
Seat Height:	18"	18"	18"	18"
Overall Depth:	30.5"	30.5"	30.5"	30.5"
Overall Width:	48"	60"	66"	72"
Overall Height:	72"	72"	72"	72"
Qty./Wt.:	1 ea./195 lbs.	1 ea./240 lbs.	1 ea./265 lbs.	1 ea./295 lbs.

MODEL / DESCRIPTION / LIST PRICING




2230 48" W Straight Banquette COM Yardage: Total: 11.5 Yds. / Back: 3 Yds. / Seat: 3 Yds. / Back Panel: 6.5 Yds.

COM	GR1	GR2	GR3	GR4	GR5	GR6	GR7	GR8	GR9	GR10	LEA
\$5558	\$6359	\$6544	\$6838	\$7131	\$7423	\$7717	\$7969	\$8129	\$8370	\$8609	\$8762




2231 60" W Straight Banquette COM Yardage: Total: 14.5 Yds. / Back: 3.5 Yds. / Seat: 4 Yds. / Back Panel: 7 Yds.

COM	GR1	GR2	GR3	GR4	GR5	GR6	GR7	GR8	GR9	GR10	LEA
\$6225	\$7077	\$7265	\$7556	\$7851	\$8143	\$8435	\$8690	\$8849	\$9089	\$9329	\$9483



2232 66" W Straight Banquette COM Yardage: Total: 16 Yds. / Back: 4 Yds. / Seat: 4.5 Yds. / Back Panel: 7.5 Yds.

COM	GR1	GR2	GR3	GR4	GR5	GR6	GR7	GR8	GR9	GR10	LEA
\$6474	\$7113	\$7299	\$7594	\$7886	\$8179	\$8473	\$8726	\$8885	\$9126	\$9364	\$9517



2233 72" W Straight Banquette COM Yardage: Total: 17.5 Yds. / Back: 4.5 Yds. / Seat: 5 Yds. / Back Panel: 8 Yds.

COM	GR1	GR2	GR3	GR4	GR5	GR6	GR7	GR8	GR9	GR10	LEA
\$6752	\$7790	\$7978	\$8270	\$8564	\$8856	\$9151	\$9404	\$9563	\$9803	\$10042	\$10196

OPTIONS

Add upcharge to list price and code to model number

FR	CAL 133 (TB 133) Fire Retardant per yard	\$118	/yd.
MB	Moisture Barrier - up to 60" width	\$164	ea.
MB60	Moisture Barrier - over 60" width	\$262	ea.
2FO	Two Fabric Option	\$131	per unit
3FO	Three Fabric Option	\$199	per unit
GD2	Flat Ganging Device for Soft Seating	\$107	per pair
GBP	Ganging Bracket for Plinth Base	\$260	per pair
FMG	Floor Mount Glide	\$29	ea.
CO	Clean Out (overall width up to 60")	\$327	per unit
CO1	Clean Out (overall width over 60")	\$503	per unit

PCT	Panel Channel Tufting (overall width up to 60")	\$641	per unit
PCT1	Panel Channel Tufting overall width (over 60")	\$803	per unit
PB	Plinth Base (overall width up to 60")	\$247	
PB60	Plinth Base (overall width over 60")	\$418	
UFB	Unfinished Plinth Base (deduct from plinth option)	Deduct \$80	
RB1	Recessed Base, 1 side	\$145	
RB2	Recessed Base, 2 sides	\$287	

DIMENSIONS	48" Back-to-Back Banquette	60" Back-to-Back Banquette	66" Back-to-Back Banquette	72" Back-to-Back Banquette
Seat Depth:	20"	20"	20"	20"
Seat Height:	18"	18"	18"	18"
Overall Depth:	57.5"	57.5"	57.5"	57.5"
Overall Width:	48"	60"	66"	72"
Overall Height:	72"	72"	72"	72"
Qty./Wt.:	1 ea./295 lbs.	1 ea./340 lbs.	1 ea./365 lbs.	1 ea./395 lbs.



48" WIDTH BY 72" HEIGHT
BACK-TO-BACK BANQUETTE

MODEL / DESCRIPTION / LIST PRICING



2250 48" W Straight - Back-to-Back Banquette COM Yardage: Total: 16 Yds. / Back: 4.5 Yds. / Seat: 6 Yds. / Back Panel: 5.5 Yds.

COM	GR1	GR2	GR3	GR4	GR5	GR6	GR7	GR8	GR9	GR10	LEA
\$10285	\$11084	\$11271	\$11562	\$11855	\$12150	\$12441	\$12696	\$12855	\$13094	\$13334	\$13488



2251 60" W Straight - Back-to-Back Banquette COM Yardage: Total: 21 Yds. / Back: 5.5 Yds. / Seat: 7.5 Yds. / Back Panel: 8 Yds.

COM	GR1	GR2	GR3	GR4	GR5	GR6	GR7	GR8	GR9	GR10	LEA
\$11515	\$12369	\$12554	\$12848	\$13141	\$13435	\$13727	\$13981	\$14140	\$14380	\$14619	\$14772



2252 66" W Straight - Back-to-Back Banquette COM Yardage: Total: 23 Yds. / Back: 6.5 Yds. / Seat: 8 Yds. / Back Panel: 8.5 Yds.

COM	GR1	GR2	GR3	GR4	GR5	GR6	GR7	GR8	GR9	GR10	LEA
\$11977	\$12616	\$12802	\$13096	\$13389	\$13682	\$13975	\$14228	\$14387	\$14628	\$14867	\$15021



2253 72" W Straight - Back-to-Back Banquette COM Yardage: Total: 24.5 Yds. / Back: 7 Yds. / Seat: 8.5 Yds. / Back Panel: 9 Yds.

COM	GR1	GR2	GR3	GR4	GR5	GR6	GR7	GR8	GR9	GR10	LEA
\$12492	\$13532	\$13717	\$14012	\$14304	\$14597	\$14890	\$15142	\$15304	\$15543	\$15782	\$15935

OPTIONS

Add upcharge to list price and code to model number

FR	CAL 133 (TB 133) Fire Retardant per yard	\$118	/yd.
MBB	Moisture Barrier - up to 60" width (Back-to-Back)	\$327	ea.
MBB60	Moisture Barrier - over 60" width (Back-to-Back)	\$522	ea.
2FO	Two Fabric Option	\$131	per unit
3FO	Three Fabric Option	\$199	per unit
GD2	Flat Ganging Device for Soft Seating	\$107	per pair
GBP	Ganging Bracket for Plinth Base	\$260	per pair
FMG	Floor Mount Glide	\$29	ea.
COB	Clean Out Back-to-Back (overall width up to 60")	\$654	per unit
CO1B	Clean Out Back-to-Back (overall width over 60")	\$1007	per unit

PCT	Panel Channel Tufting (overall width up to 60")	\$641	per unit
PCT1	Panel Channel Tufting (overall width over 60")	\$803	per unit
PBB	Plinth Base Back-To-Back (overall width up to 60")	\$379	
PBB60	Plinth Base Back-To-Back (overall width over 60")	\$575	
UFB	Unfinished Plinth Base (deduct from plinth option)	Deduct \$80	
RB1	Recessed Base, 1 side	\$145	
RB2	Recessed Base, 2 sides	\$287	

FLAIR

The Flair lounge is comprised of one, two and three-seat lounges with a wide arm at the top, that tapers down, giving it a nice flair in design. The myriad of options includes cupholders, back hand-grip, removeable tablet, casters and a laminated storage shelf. With all it has to offer, these lounges are substantial and work well in collaborative and common spaces.



FLAIR SINGLE SEAT LOUNGE WITH TABLET ARM, STORAGE SHELF, CUP HOLDER AND OPTIONAL CASTERS



FLAIR THREE SEAT LOUNGE WITH POLISHED CHROME LEGS

ORDERING INFORMATION

To Order Please Specify:

- 1) Series Name
- 2) Model Number
- 3) Quantity
- 4) Metal Leg Finish Color
- 5) Fabric Grade & Number
- 6) Optional Items

SOFT SEATING	WEIGHT LIMIT
1 Seat	500 lbs.
2 Seat	1000 lbs.
3 Seat	1500 lbs.

STANDARD BASE FINISHES

Metal Legs: Polished Chrome

OPTIONAL BASE FINISHES

Metal Legs: Standard Powder Coat

Wood Legs: Solid Maple Wood Legs

GENERAL SPECIFICATIONS

Upholstery / Foam

Seat and back are covered in choice of fabric, vinyl, crypton, leather or COM. ERG uses only water based glues and adhesives in our upholstery process. All foam is fully bonded to frame. Seat cushions are 4" graded high resiliency (H.R.) block foam with back 2" (H.R.) foam, covered entirely with special bonded polyester fiber to protect final upholstery.

Frame Construction

Frame assembly is constructed of multi-ply hardwood, with tongue and groove construction. No-sag springs are installed in seat & back along with interlocking helicoil springs to prevent sagging and provide additional lower back and seat support.

Wood Arm Caps: All standard wood stain colors.

Metal Handle Grip Colors: Powder coat or polished chrome.

Note:

- Tablet orders of 5 or less - choice of 4 standard laminate colors: Wilsonart Black 1595-60, Wilsonart Montana Walnut 7110K-78, Formica Brite White 459-58, or Nevamar Silver Alu Metalx MXT003
- Tablet orders of 6 or more - any choice standard laminate colors.

OPTIONS

- CODE: FR - CAL 133 (TB 133) Fire Retardant
- CODE: MB - Moisture Barrier (up to 60" overall width)
- CODE: MB60 - Moisture Barrier (over 60" overall width)
- CODE: SF - Optional powder coat finish - Legs
- CODE: WOD - Solid Maple Wood Legs
- CODE: CAS4 - 4" Locking Casters - Black
- CODE: 2FO - Two Fabric Option
- CODE: 3FO - Three Fabric Option
- CODE: FWC - Flair Wood Arm Caps
- CODE: AHG - Metal Hand Grip (Powder Coat Color)
- CODE: AHG/PC - Metal Hand Grip in Polished Chrome
- CODE: SSI - Laminated Inset Storage Shelf. White or Black
- CODE: CUP - Plastic Cup Holder (Black)
- CODE: TAB-(_) - Non-Removable Swivel Tablet (shape A, B or C, left or right arm)
- CODE: TABR1-(_) - Removable Swivel Tablet (laminated shape A, B or C specify left or right arm)
- CODE: TABR2-(_) - Removable Swivel Tablet (laminated shape A, B or C with opening for tablet on both arms)
- CODE: LAM5 - Non-standard laminate for 5 or less tablets see options for upcharge
- CODE: SST - Solid Surface Tablet Arm (add to Tablet option)
- CODE: SS5 - Non-standard Solid Surface top for 5 or less tablets

Note: Factory installed power/data available, See accessories online under 'Products' tab.



HAND GRIP



MAPLE WOOD LEGS



4" LOCKING CASTERS - BLACK



LAMINATED STORAGE SHELF



TABLET HARDWARE



REMOVABLE TABLET



CUP HOLDER



ARM CAPS

DIMENSIONS	Single Seat	Two Seat	Three Seat
Seat Width:	23"	48"	67"
Seat Depth:	19.5"	19.5"	19.5"
Seat Height:	17.5"	17.5"	17.5"
Arm Height:	23.5"	23.5"	23.5"
Back Height:	32"	32"	32"
Overall Width:	34"	59"	78"
Overall Depth:	28"	28"	28"
Qty./Wt.:	1 ea./85 lbs.	1 ea./155 lbs.	1 ea./190 lbs.



FLAIR SINGLE SEAT LOUNGE

MODEL / DESCRIPTION / LIST PRICING

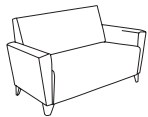


3495 Arm Chair - fully upholstered



COM Yardage: 6 Yds. / Back: 2 Yds. / Seat: 1.5 Yds. / Arms: 2.5 Yds.

COM	GR1	GR2	GR3	GR4	GR5	GR6	GR7	GR8	GR9	GR10	LEA
\$2333	\$2496	\$2599	\$2702	\$2809	\$2921	\$3039	\$3158	\$3287	\$3416	\$3556	\$4201



3498 Two Seat Lounge - fully upholstered

COM Yardage: 8.5 Yds. / Back: 3.5 Yds. / Seat: 2.5 Yds. / Arms: 2.5 Yds.

COM	GR1	GR2	GR3	GR4	GR5	GR6	GR7	GR8	GR9	GR10	LEA
\$3346	\$3580	\$3726	\$3870	\$4030	\$4189	\$4356	\$4531	\$4711	\$4901	\$5097	\$6025

COM Yardage (Optional two fabrics):



3499 Three Seat Lounge - fully upholstered

COM Yardage: 10.5 Yds. / Back: 4.5 Yds. / Seat: 3.5 Yds. / Arms: 2.5 Yds.

COM	GR1	GR2	GR3	GR4	GR5	GR6	GR7	GR8	GR9	GR10	LEA
\$4125	\$4413	\$4589	\$4773	\$4963	\$5162	\$5369	\$5582	\$5807	\$6038	\$6282	\$7425

TABLET SHAPES

Three Tablet Shapes::

Choose from the three shapes shown and specify; A, B or C and left or right (outside tablet) when ordering.

Example: TAB-(A) Left - this would be a fixed shape A tablet on the left side (when seated).

Laminate Top:

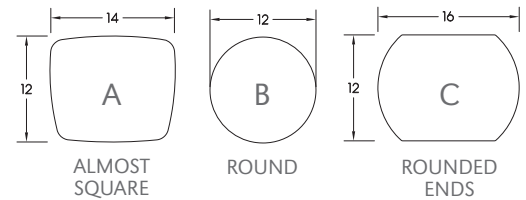
Tablet orders of 5 or less have 4 standard laminate colors:

- Wilsonart Black 1595-60
- Wilsonart Montana Walnut 7110K-78
- Formica Brite White 459-58
- Nevamar Silver Alu Metalx MXT003

Solid Surface Top:

Tablet orders of 5 or less have 4 standard Corian colors:

- Bone
- Canyon
- Glacier White
- Silver Grey



OPTIONS

Add upcharge to list price and code to model number

FR	CAL 133 (TB 133) Fire Retardant per yard	\$118	/yd.
MB	Moisture Barrier (up to 60" overall width)	\$164	ea.
MB60	Moisture Barrier (over 60" overall width)	\$262	ea.
SF	Powder coat finish - legs	\$16	ea.
WOD	Solid Maple Wood Legs	\$32	ea.
CAS4	4" Locking Casters - Black	\$40	ea.
2FO	Two Fabric Option	\$131	
3FO	Three Fabric Option	\$199	
FWC	Flair Wood Arm Caps	\$164	ea.
AHG	Metal Hand Grip (Powder Coat Color) - per seat	\$197	
AHG/PC	Metal Hand Grip in Polished Chrome - per seat	\$260	

SSI	Inset Storage Shelf	\$452	
CUP	Plastic Cup Holder (Black)	\$124	
TAB(-)	Swivel Tablet Non-Removable (specify A, B or C, left or right arm)	\$653	
TABR1(-)	Removable Tablet (specify A, B or C, left or right arm)	\$756	
TABR2(-)	Removable Tablet (specify A, B or C both arm openings)	\$893	
LAM5	Non-standard laminate (5 tablets or less)	\$554	ea. tablet
SST	Solid Surface Tablet Arm - add to tablet option	\$271	
SS5	Non-standard Solid Surface (5 tablets or less)	Call For Quote	



FLIGHT

The Flight collection of training tables offers nesting, flip-to mech and locking casters. With its simple design and performance in mind, this high-tech look is a perfect fit for any mobile training space.



30X60 FLIP-TOP TRAINING TABLE
WITH BLACK CASTERS

ORDERING INFORMATION

- | | |
|----------------------------|-------------------------------|
| 1) Series Name | 6) Laminate Selection and No. |
| 2) Model Number | 7) Edge Style Code and Color |
| 3) Size | 8) Wood Stain Color |
| 4) Quantity | 9) Optional Items |
| 5) Powder Coat Frame Color | |

BASE SPECIFICATIONS

Column: 2" round 14 gauge
Base: Laser-cut 12 gauge stamped steel plate - 16" and 22" spreads
Plate: 6" x 8" square
Casters: 3" black locking casters
Assembly: Top plate is welded to the vertical column and the vertical column is welded to the horizontal base. No tie rod assembly. Base mounts to tabletop with 1/4-20 x 1" machine screws into metal inserts in top. Stretcher steel bars are used on tops 72" and longer.

STANDARD BASE FINISH

T-Base: Brushed Aluminum

OPTIONAL BASE FINISHES

T-Base: Standard Powder Coat

TABLE TOP SPECIFICATIONS

Table Tops

Table top core is CARB Phase I & Phase II Compliant. Laminate, wood veneer and phenolic backing are glued with water based adhesives.

Ultra-Lightweight Table Tops

Ultra-lightweight tables have an exceptionally strong manufactured MDF top made from 100% recovered and recycled wood fiber with at least 25% post-industrial recycled fiber; the balance consisting of recovered waste fiber. Ultra-light tables are 18% lighter than standard tables.

Flip-Top Mechanism

Aluminum die-cast top plate and aluminum housing with single handle cable release.

FINISHES

Laminate/Veneer Selections

ERG offers over 1000 standard laminate choices from Nevamar, Wilsonart, Formica and Pionite. Wood veneer is available in transparent stain colors - custom stain matching available for an upcharge.

Edge Selections

ERG offers a wide variety of table top edge materials including PVC, wood, aluminum and resin/urethane. Special Edge Note: When ganging or butting tables together, ERG recommends using 3MM flat edge or flat wood edge. Square tables using **T-MOLD** edge will have a 3" radius on all corners.

OPTIONS

- CODE: ASB - Anti-Sag Bar for tables under 72"
- CODE: GD3 - Flat Ganging Device for Training Tables
- CODE: RAD - 3" Radius Corners for 3MM Edge
- CODE: SF - Powder Coat Finish
- CODE: CAS-W - 3" Locking Casters - White

Note: When ordering modesty panel, table and panel must have 3MM edge.

Applies to:
FT1860FC
FT1872FC
FT2460FC
FT2472FC
FT3060FC
FT3072FC

QUICK SHIP
IN
10
DAYS



30X60 TRAINING TABLE
SHOWN WITH OPTIONAL MODESTY PANEL

MODEL / DESCRIPTION / LIST PRICING

FLIGHT | FLIP-TOP & CASTERS: TRAINING | RECTANGLE

RECTANGLE

Model Number	Table Top Size	Base Spread	Table Height	Shpg. Wght.	LAMINATE TOP ASSORTED EDGES							VENEER TOP	
					GRP 1	GRP 2	GRP 3	GRP 4	GRP 5	GRP 6	GRP 7	GRP 8	GRP 9
FT1836FC	18 X 36	2-16T	29"	54	\$1224	\$1241	\$1373	\$1584	\$1601	\$1765	\$1961	\$2967	\$3520
FT1848FC	18 X 48	2-16T	29"	61	\$1255	\$1274	\$1418	\$1654	\$1671	\$1850	\$2065	\$3070	\$3613
FT1860FC	18 X 60	2-16T	29"	68	\$1287	\$1306	\$1462	\$1724	\$1741	\$1936	\$2168	\$3172	\$3704
FT1872FC	18 X 72	2-16T	29"	75	\$1490	\$1511	\$1680	\$1959	\$1976	\$2185	\$2436	\$3636	\$4287
FT1884FC	18 X 84	2-16T	29"	81	\$1522	\$1546	\$1726	\$2029	\$2046	\$2270	\$2540	\$3739	\$4380
FT1896FC	18 X 96	2-16T	29"	88	\$1554	\$1579	\$1770	\$2100	\$2116	\$2356	\$2643	\$3842	\$4471
FT2436FC	24 X 36	2-22T	29"	61	\$1275	\$1295	\$1445	\$1698	\$1715	\$1904	\$2130	\$3135	\$3670
FT2448FC	24 X 48	2-22T	29"	70	\$1315	\$1338	\$1502	\$1788	\$1805	\$2013	\$2261	\$3263	\$3787
FT2460FC	24 X 60	2-22T	29"	79	\$1355	\$1379	\$1559	\$1876	\$1893	\$2120	\$2392	\$3393	\$3904
FT2472FC	24 X 72	2-22T	29"	88	\$1566	\$1592	\$1788	\$2129	\$2146	\$2392	\$2688	\$3885	\$4511
FT2484FC	24 X 84	2-22T	29"	97	\$1607	\$1635	\$1845	\$2218	\$2235	\$2501	\$2819	\$4015	\$4627
FT2496FC	24 X 96	2-22T	29"	106	\$1742	\$1772	\$1999	\$2399	\$2416	\$2701	\$3042	\$4347	\$5019
FT3036FC	30 X 36	2-22T	29"	68	\$1315	\$1338	\$1502	\$1788	\$1805	\$2013	\$2261	\$3263	\$3787
FT3048FC	30 X 48	2-22T	29"	79	\$1363	\$1388	\$1571	\$1895	\$1912	\$2142	\$2419	\$3421	\$3928
FT3060FC	30 X 60	2-22T	29"	90	\$1413	\$1438	\$1640	\$2002	\$2019	\$2274	\$2578	\$3578	\$4069
FT3072FC	30 X 72	2-22T	29"	102	\$1633	\$1661	\$1880	\$2274	\$2291	\$2568	\$2902	\$4096	\$4701
FT3084FC	30 X 84	2-22T	29"	113	\$1680	\$1712	\$1949	\$2381	\$2398	\$2698	\$3060	\$4253	\$4842
FT3096FC	30 X 96	2-22T	29"	124	\$1825	\$1859	\$2114	\$2581	\$2598	\$2921	\$3311	\$4613	\$5258

Note: Modesty Panel options available under our Products tab, under Accessories

OPTIONS

Add upcharge to list price and code to model number

SF	Powder Coat Finish	\$79	per base
ASB	Anti-Sag Bar for tables under 72"	\$105	per table
GD3	Flat Ganging Device for Café & Training Tables	\$137	per table

RAD	3" Radius Corners for 3MM Edge	\$262	per table
CAS-W	3" Locking Casters - White	\$40	ea.

FORAY

Foray series is a sturdy lightweight chair that has a distinct dynamic contour design and style. The Foray offers a upholstered seat insert option in your choice of fabric on a welded steel frame.



FORAY CAFÉ CHAIR WITH UPHOLSTERED SEAT INSERT



BAR STOOL METAL LEGS

ORDERING INFORMATION

To Order Please Specify:

- 1) Series Name
- 2) Model Number
- 3) Quantity
- 4) Optional Powder Coat Color
- 5) Fabric Grade and Number
- 6) Optional Items

CHAIRS	WEIGHT LIMIT
Metal Legs	350 lbs.

STANDARD BASE FINISHES

4-Leg: Polished Chrome

OPTIONAL BASE FINISHES

4-Leg: Standard Powder Coat

6 PLASTIC SHELL COLORS



WHITE



MEDIUM GRAY



BLACK



RED



PAPRIKA



IVY GREEN

GENERAL SPECIFICATIONS

Shell

Foray chair is a one piece polypropylene shell featuring a sleek dynamic style contoured all around. Very sturdy. The Foray also offers a wide clean out area and a gentle flex back. Seat is slightly inclined for a better sit.

Note: Molded polypropylene material is shatter proof and scratch resistant.

Upholstery / Foam

Foray upholstered seat insert .5" high resiliency foam. Seat can be upholstered with choice of fabric, vinyl, crypton, leather or approved COM.

Base Details

4-Leg: Foray 4-leg frames are fully welded 14-gauge, 1" diameter tubular steel.

Glides

- Factory installed self leveling steel glides
- Plastic glides for wood.

Stacking

- Foray chairs do not stack
- Foray chairs will ship one chair per box

OPTIONS

- CODE: FR - CAL 133 (TB 133) Fire Retardant
- CODE: MBC - Moisture Barrier Chair
- CODE: SF - Powder Coat Finish
- CODE: CH - Counter Height (24" seat height) Metal Only
- CODE: SH - Special Height (22" Lowest Seat Height) Metal Only

DIMENSIONS	Café Chair
Inside Width:	18"
Seat Height:	18"
Overall Depth:	22"
Overall Width:	21"
Overall Height:	31"
Qty./Wt. per carton:	1 ea./14 lbs.



CAFÉ CHAIR

MODEL / DESCRIPTION / LIST PRICING



6240 Foray Café Metal Leg Chair (4-Leg)



Chair
\$444



6241 Foray Café Chair - Upholstered Seat Insert (4-Leg)

COM Yardage: .75 Yards

COM	GR1	GR2	GR3	GR4	GR5	GR6	GR7	GR8	GR9	GR10	LEA
\$590	\$631	\$655	\$681	\$709	\$736	\$766	\$798	\$827	\$862	\$898	\$1062

OPTIONS

Add upcharge to list price and code to model number

FR	CAL 133 (TB 133) Fire Retardant per yard	\$118	/yd.
MBC	Moisture Barrier Chair	\$84	ea.

SF	Powder Coat Finish	\$63	
----	--------------------	------	--

DIMENSIONS	Bar Stool
Inside Width:	18"
Seat Height:	30"
Overall Depth:	21.5"
Overall Width:	20.5"
Overall Height:	44.5"
Qty./Wt. per carton:	1 ea./21 lbs.



BAR STOOL

MODEL / DESCRIPTION / LIST PRICING



6242 Foray Bar Stool (4-Leg)



Chair
\$716



6243 Foray Bar Stool - Upholstered Seat Insert (4-Leg)

COM Yardage: .75 Yards

COM	GR1	GR2	GR3	GR4	GR5	GR6	GR7	GR8	GR9	GR10	LEA
\$861	\$923	\$956	\$996	\$1036	\$1077	\$1121	\$1164	\$1212	\$1261	\$1310	\$1550

OPTIONS

Add upcharge to list price and code to model number

CH	Counter Height (24" seat height) Metal Only	\$37	
SH	Specialty Height (22" Lowest Seat Height) Metal Only	\$37	
FR	CAL 133 (TB 133) Fire Retardant per yard	\$118	/yd.

MBC	Moisture Barrier Chair	\$84	ea.
SF	Powder Coat Finish (Stool)	\$76	

FRANKY SLIM

The Franky Slim is fully upholstered over high resiliency foam on a solid hardwood frame featuring square steel tube or solid wood legs. Designed for student housing and any public spaces that require long duration seating comfort.



ARM CHAIR
WOOD LEGS - OPTIONAL WOOD ARM CAPS



THREE SEAT LOUNGE

ORDERING INFORMATION

- | | |
|----------------------------|---------------------|
| 1) Series Name | 5) Leg Finish |
| 2) Model Number | 6) Optional Tufting |
| 3) Quantity | 7) Optional Items |
| 4) Fabric Grade and Number | |

SOFT SEATING	WEIGHT LIMIT
1 Seat	500 lbs.
2 Seat	1000 lbs.
3 Seat	1500 lbs.

STANDARD BASE FINISHES

Metal Legs: Standard Powder Coat
Wood Legs: Standard Wood Stain

OPTIONAL BASE FINISHES

Metal Legs: Polished Chrome (Lounge and Ottoman Only)

GENERAL SPECIFICATIONS

Upholstery

Seat foam is bonded to all sides of hardwood frame. Seat cushions are 4" graded, high resiliency (H.R.) block foam with seat back 3" H.R. foam, covered entirely with special bonded polyester fiber to protect final upholstery. ERG uses only water-based glues and adhesives in all our upholstery process.

Base Details

Metal: 1" square tubular steel legs.
Wood: legs are 2" square solid maple.

OPTIONS

- CODE: FR - CAL 133 (TB 133) Fire Retardant option
- CODE: MB - Moisture Barrier (up to 60" overall width)
- CODE: MB60 - Moisture Barrier (over 60" overall width)
- CODE: PCL - Polished Chrome Legs (Ottoman & Lounge Only)
- CODE: TF1 - Single Seat Tufting
- CODE: TF2 - Two Seat Tufting
- CODE: TF3 - Three Seat Tufting
- CODE: WAC - Wood Arm Caps

Note: Factory installed power/data available, See accessories online under 'Products' tab.

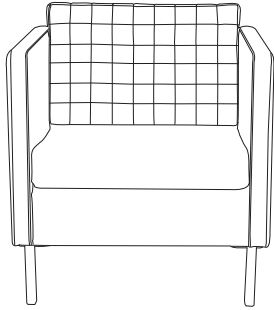


STANDARD WOOD LEGS



STANDARD POWDER COAT


TUFTING



square



with optional tufting



vertical



with optional tufting

Choose from 2 Tufting Shapes:

Tufting for all lounge, ottoman and bench series are available in 2 designs.
Please specify Square or Vertical when ordering.

OPTIONS



POLISHED CHROME LEGS
(LOUNGE AND OTTOMAN ONLY)




OPTIONAL WOOD ARM CAPS

DIMENSIONS	Single Seat	Two Seat	Three Seat
Seat Depth:	21"	21"	21"
Seat Height:	18"	18"	18"
Seat Width:	23"	46.5"	70"
Arm Height:	28"	28"	28"
Overall Depth:	30.5"	30.5"	30.5"
Overall Width:	28.5"	52"	75.5"
Overall Height:	32"	32"	32"
Qty./Wt.:	1 ea./75 lbs.	1 ea./95 lbs.	1 ea./120 lbs.

FRAME INCLUDES:
BELOW SEAT & BEHIND CUSHION



FRANKY SLIM LOUNGE



TWO SEAT FRANKY SLIM LOUNGE
SQUARE TUFTING OPTION


MODEL / DESCRIPTION / LIST PRICING



6420-M Single Seat Lounge

COM Yardage: 7.5 Yds. Arms 3 Yds. pair / Frame: 1 Yd. / Seat: 2 / Back: 1.5 Yds.

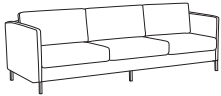
COM	GR1	GR2	GR3	GR4	GR5	GR6	GR7	GR8	GR9	GR10	LEA
\$2281	\$2442	\$2538	\$2641	\$2747	\$2857	\$2971	\$3089	\$3213	\$3340	\$3476	\$4108



6422-M Two Seat Lounge

COM Yardage: 10 Yds. Arms 3 Yds. pair / Frame: 1.5 Yds. / Seat: 3 Yds / Back: 2.5 Yds.

COM	GR1	GR2	GR3	GR4	GR5	GR6	GR7	GR8	GR9	GR10	LEA
\$3070	\$3287	\$3416	\$3554	\$3696	\$3843	\$3998	\$4156	\$4323	\$4497	\$4678	\$5527



6424-M Three Seat Lounge (6 legs)


COM Yardage: 14.25 Yds Arms 3 Yds. pair / Frame: 2 Yds. / Seat: 6 Yds / Back: 3.25 Yds.

COM	GR1	GR2	GR3	GR4	GR5	GR6	GR7	GR8	GR9	GR10	LEA
\$4016	\$4294	\$4467	\$4647	\$4832	\$5025	\$5226	\$5435	\$5652	\$5876	\$6113	\$7226

TUFTING

Choose from 2 Tufting Shapes:

Tufting for all lounge, ottoman and bench series are available in 2 designs. Please specify Square or Vertical when ordering.



square



vertical

OPTIONS

Add upcharge to list price and code to model number

FR	CAL 133 (TB 133) Fire Retardant per yard	\$118	/yd.
MB	Moisture Barrier (up to 60" overall width)	\$164	ea.
MB60	Moisture Barrier (over 60" overall width)	\$262	ea.
2FO	Two fabric option	\$131	

PCL	Polished Chrome Leg	\$23	per leg
TF1	Tufting - single seat	\$246	
TF2	Tufting - two seat	\$444	
TF3	Tufting - three seat	\$635	

DIMENSIONS	Single Seat	Two Seat	Three Seat
Seat Depth:	21"	21"	21"
Seat Height:	18"	18"	18"
Seat Width:	23"	46.5"	70"
Arm Height:	28"	28"	28"
Overall Depth:	30.5"	30.5"	30.5"
Overall Width:	28.5"	52"	75.5"
Overall Height:	32"	32"	32"
Qty./Wt.:	1 ea./75 lbs.	1 ea./95 lbs.	1 ea./120 lbs.



FRANKY SLIM ARM CHAIR
WOOD LEGS - OPTIONAL WOOD ARM CAPS



TWO SEAT FRANKY SLIM LOUNGE
WOOD LEGS - OPTIONAL WOOD ARM CAPS

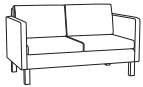
MODEL / DESCRIPTION / LIST PRICING



6420-W Single Seat Lounge

COM Yardage: Arms 3 Yds. pair / Frame: 1 Yd. / Seat/Back Pillow: 2.5 Yds.

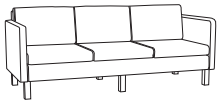
COM	GR1	GR2	GR3	GR4	GR5	GR6	GR7	GR8	GR9	GR10	LEA
\$2493	\$2669	\$2776	\$2885	\$3001	\$3121	\$3246	\$3378	\$3513	\$3653	\$3799	\$4489



6422-W Two Seat Lounge

COM Yardage: Arms 3 Yds. pair / Frame: 1.5 Yds. / Seat/Back Pillow: 5 Yds.

COM	GR1	GR2	GR3	GR4	GR5	GR6	GR7	GR8	GR9	GR10	LEA
\$3312	\$3545	\$3687	\$3835	\$3989	\$4148	\$4314	\$4486	\$4665	\$4851	\$5045	\$5965



6424-W Three Seat Lounge


COM Yardage: Arms 3 Yds. pair / Frame: 2 Yds. / Seat/Back Pillow: 7.5 Yds.

COM	GR1	GR2	GR3	GR4	GR5	GR6	GR7	GR8	GR9	GR10	LEA
\$4087	\$4389	\$4573	\$4763	\$4962	\$5169	\$5386	\$5607	\$5841	\$6082	\$6331	\$7522

TUFTING

Choose from 2 Tufting Shapes:

Tufting for all lounge, ottoman and bench series are available in 2 designs. Please specify Square or Vertical when ordering.



square



vertical

OPTIONS

Add upcharge to list price and code to model number

FR	CAL 133 (TB 133) Fire Retardant per yard	\$118	/yd.
MB	Moisture Barrier (up to 60" overall width)	\$164	ea.
MB60	Moisture Barrier (over 60" overall width)	\$262	ea.
2FO	Two fabric option	\$131	

TF1	Tufting - single seat	\$246	
TF2	Tufting - two seat	\$444	
TF3	Tufting - three seat	\$635	
WAC	Wood Arm Caps	\$99	ea.

GOBI

The Gobi chair features a two piece polypropylene shell with a textured back and a clean out feature. Frames are available in standard polished chrome or optional powder coat color finishes.



ORDERING INFORMATION

To Order Please Specify:

- 1) Series Name
- 2) Model Number
- 3) Quantity
- 4) Shell Color
- 5) Optional Powder Coat Color
- 6) Fabric Grade & Number
- 7) Optional Items

CHAIRS	WEIGHT LIMIT
Metal Legs	350 lbs.

STANDARD BASE FINISHES

- Sled Base:** Polished Chrome Finish
- 4-Leg:** Polished Chrome Finish
- 4-Leg Bar Stool:** Polished Chrome Finish

OPTIONAL BASE FINISHES

- Sled Base:** Standard Powder Coat
- 4-Leg:** Standard Powder Coat
- 4-Leg Bar Stool:** Standard Powder Coat

NOTE: WE DO NOT RECOMMEND POWDER COAT ON THE SLED BASE FOR STACKING

GENERAL SPECIFICATIONS

Shell

Gobi polypropylene chairs feature a contoured, textured backrest. Horizontal channel design - seat and back.
Note: Molded polypropylene material is shatter proof and scratch resistant. Gentle flex back.

Upholstery / Foam

Seat is upholstered over 1/2" foam. Seat can be upholstered with choice of fabric, vinyl, crypton, leather or approved COM.

Base Details:

- Sled Base:** Chair frames are made of .50" diameter, 14 gauge solid steel with hand brazed welds. (Glides Optional)
- 4-Leg:** Chair frames are made of .625" diameter, 14 gauge steel tubing with hand brazed welds. Adjustable steel glides are standard.

Glides

Factory installed self leveling steel glides on 4-leg models.

Stacking

- Sled Base:** all poly ON FLOOR: **8 high**
- Sled Base:** with upholstered seat ON FLOOR: **5 high**
- Sled Base:** all poly ON DOLLY: **45 high**
- Sled Base:** with upholstered seat ON DOLLY: **25 high**
- 4-Leg Base:** all poly ON FLOOR: **8 high**
- 4-Leg Base:** with upholstered seat ON FLOOR: **6 high**
- 4-Leg Base:** all poly ON DOLLY: **25 high**
- 4-Leg Base:** with upholstered seat ON DOLLY: **15 high**
- Bar Stools:** all models ON FLOOR: **4 high**

Underseat


Plastic underseat to protect upholstery is standard

OPTIONS

- CODE: GWB - Basket (Removable Type)
(For use on Gobi sled only)
- CODE: GRG - Poly Glides (4 Leg)
- CODE: GPG - Clear Plastic Glides (Sled Base)
- CODE: GSG - Sled Base Ganging Device
- CODE: SF - Powder Coat Finish
- CODE: FR - CAL 133 (TB 133) Fire Retardant
- CODE: MBC - Moisture Barrier Chair
- CODE: SH - Specialty Height (22" Lowest Seat Height)



Optional Poly Glides



Optional Clear Plastic Glides



Optional Ganging Device Clear Plastic



HORIZONTAL CHANNELING
DETAIL SEAT & BACK

4 LEG



UPHOLSTERED SEAT
DETAIL

SLED BASE

DIMENSIONS	sled base	sled base dolly
Seat Width:	17"	-
Seat Depth:	19"	-
Seat Height:	18"	-
Overall Height:	33"	22"
Overall Width:	22"	26"
Overall Depth:	19"	36.5"
Qty./Wt. per carton:	3 ea./48 lbs.	1 ea./62 lbs.



SLED BASE
STACKS UP TO 45 HIGH ON DOLLY



UPHOLSTERED SEAT

MODEL / DESCRIPTION / LIST PRICING



7330 Sled Base



Chair
\$414

SLED BASE STACKS 45 HIGH ON DOLLY



7330-U Sled Base - Upholstered Seat

COM Yardage: 0.75 Yard

COM	GR1	GR2	GR3	GR4	GR5	GR6	GR7	GR8	GR9	GR10	LEA
\$538	\$572	\$592	\$611	\$634	\$658	\$683	\$707	\$733	\$760	\$788	\$921

UPHOLSTERED SLED BASE STACKS 25 HIGH ON DOLLY



7346 Dolly (sled base)

Dolly
\$1243

OPTIONS

Add upcharge to list price and code to model number

GPG	Clear Plastic Glides	\$16	
GSG	Sled Base Ganging Device	\$25	
FR	CAL 133 (TB 133) Fire Retardant per yard.	\$118	/yd.

MBC	Moisture Barrier Chair	\$84	ea.
SF	Powder Coat Finish	\$63	

DIMENSIONS	4-Leg	4-Leg w/Arms	4-leg dolly
Seat Width:	17"	17"	-
Seat Depth:	19"	19"	-
Seat Height:	18"	18"	-
Arm Height:	-	26"	-
Overall Height:	33.5"	33.5"	22"
Overall Width:	23"	23"	26"
Overall Depth:	22"	22"	36.5"
Qty./Wt. per carton:	3 ea./39 lbs.	3 ea./48 lbs.	1 ea./62 lbs.



4-LEG CHAIR



4-LEG CHAIR W/ARMS

MODEL / DESCRIPTION / LIST PRICING



7336 4 Leg (Wall Saver) (STACKER)



Chair
\$449



7336-U 4 leg - Upholstered Seat (Wall Saver) (STACKER)

COM Yardage: 0.75 Yard

COM	GR1	GR2	GR3	GR4	GR5	GR6	GR7	GR8	GR9	GR10	LEA
\$573	\$608	\$632	\$655	\$680	\$709	\$732	\$760	\$789	\$819	\$852	\$1001



7338 4 Leg with Arms (Wall Saver) (STACKER)



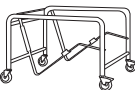
Chair
\$497



7338-U 4 leg with Arms - Upholstered Seat (Wall Saver) (STACKER)

COM Yardage: 0.75 Yard

COM	GR1	GR2	GR3	GR4	GR5	GR6	GR7	GR8	GR9	GR10	LEA
\$619	\$662	\$689	\$718	\$745	\$775	\$807	\$840	\$871	\$906	\$945	\$1114



7346-4L Dolly (4-leg base)

Dolly
\$1243

OPTIONS

Add upcharge to list price and code to model number

GRG	Poly Glides	\$14	
FR	CAL 133 (TB 133) Fire Retardant per yard.	\$118	/yd.

MBC	Moisture Barrier Chair	\$84	ea.
SF	Powder Coat Finish	\$63	

TABLET ARM & BASKET ARE NOT AVAILABLE ON 4 LEG

DIMENSIONS	Stool	Counter Height
Seat Width:	17"	17"
Seat Depth:	19"	19"
Seat Height:	29.5"	24"
Back Height:	44"	38.5"
Overall Width:	20"	20"
Overall Depth:	20"	20"
Qty./Wt. per carton:	2 ea./48 lbs.	2 ea./48 lbs.



BAR STOOLS STACKED



COUNTER HEIGHT STOOL

MODEL / DESCRIPTION / LIST PRICING



7340 4 Leg Bar Stool (STACKER)



Chair
\$707



7340-U 4 leg Bar Stool - Upholstered Seat (STACKER)

COM Yardage: 0.75 Yard

COM	GR1	GR2	GR3	GR4	GR5	GR6	GR7	GR8	GR9	GR10	LEA
\$829	\$887	\$923	\$962	\$999	\$1038	\$1080	\$1123	\$1168	\$1216	\$1264	\$1493



7342 4 leg Counter Height (STACKER)

Chair
\$757



7342-U 4 leg Counter Height - Upholstered Seat (STACKER)

COM Yardage: 0.75 Yard

COM	GR1	GR2	GR3	GR4	GR5	GR6	GR7	GR8	GR9	GR10	LEA
\$880	\$942	\$979	\$1019	\$1060	\$1102	\$1146	\$1192	\$1240	\$1287	\$1338	\$1584

OPTIONS

Add upcharge to list price and code to model number

GRG	Poly Glides	\$14	
FR	CAL 133 (TB 133) Fire Retardant per yard.	\$118	/yd.
MBC	Moisture Barrier Chair	\$84	ea.

SF	Powder Coat Finish (Stool)	\$76	
SH	Specialty Height (22" Lowest Seat Height)	\$37	


DIMENSIONS	Sled Base	Upholstered Sled Base
Overall Height:	96"	82"
Overall Width:	27"	27"
Overall Depth:	45"	40"

NOTE: A STACK OF 45 SLED BASE CHAIRS HAVE A HEIGHT OF 84" ON DOLLY

NOTE: A STACK OF 25 4 LEG CHAIRS HAVE A HEIGHT OF 72" ON DOLLY



4 LEGGED BASE STACKS UP TO 8 HIGH ON FLOOR



DOLLY STACKS UP TO 45 HIGH ON SLED BASE



STEEL GLIDES INSTALLED ARE STANDARD



DOLLY STACKS UP TO 25 HIGH ON 4 LEGGED BASE

STACKING CAPACITY (ARMLESS VERSIONS)	STACKS
Sled Base - Poly On Floor	8
Sled Base - Upholstered Seat On Floor	5
Sled Base - Poly On Dolly	45
Sled Base - Upholstered Seat On Dolly	25

STACKING CAPACITY (ARMLESS VERSIONS)	STACKS
4-Leg Base - Poly On Floor	8
4-Leg Base - Upholstered Seat On Floor	6
4-Leg Base - Poly On Dolly	25
4-Leg Base - Upholstered Seat On Dolly	15

HARMONY

The Harmony table collection has a soft trumpet design that is classic and timeless. It offers café tables with a variety of shapes, bar height and occasional tables suited for comfortable lounge setting. Harmony complements cafe spaces with minimal impediments and a great modern look.



30" ROUND CAFÉ TABLE



36" SQUARE OCCASIONAL TABLE

ORDERING INFORMATION

- | | |
|-----------------|------------------------------|
| 1) Series Name | 5) Metal Finish |
| 2) Model Number | 6) Laminate Selection & No. |
| 3) Size | 7) Edge Style Code and Color |
| 4) Quantity | 8) Optional Items |

BASE SPECIFICATIONS

Column: 2" diameter column on 18" and 22" bases
3" diameter column on 30" bases
Plate: 10" x 10" square, 12" X 12" square, 14" X 14" square,
24" x 24" square
Base: One piece steel trumpet base with 17", 18" or 24" diameter
base with felt tabs.

STANDARD BASE FINISHES

Trumpet Base: Standard Powder Coat

OPTIONAL BASE FINISHES

Trumpet Base: Polished Chrome (Occasional Table Only)

TABLE TOP SPECIFICATIONS

Table Top

1.25" Laminate tops available with self edge. Maple wood veneer tops available with wood edge.

COLOR / EDGE SELECTIONS

Laminate/Veneer Selections

ERG offers over 1000 standard laminate choices from Nevamar, Wilsonart, Formica and Pionite. Wood veneer is available in transparent stain colors - custom stain matching available for an upcharge.

OPTIONS

- CODE: GD3 - Flat Ganging Device for Café & Training Tables
- CODE: STH - Special Table Height (other than 29" or 42")
- CODE: RAD - 3" Radius Corners for 3MM Edge
- CODE: PC18 - Polished Chrome Base (24" and 30" dia. tops)
- CODE: PC24 - Polished Chrome Base (36" dia top)



30X72 RECTANGLE CAFÉ TABLE

MODEL / DESCRIPTION / LIST PRICING

HARMONY | CAFÉ | ROUND



Model Number	Table Top Size	Base Spread	Table Height	Shpg. Wght.	LAMINATE TOP ASSORTED EDGES							VENEER TOP	
					GRP 1	GRP 2	GRP 3	GRP 4	GRP 5	GRP 6	GRP 7	GRP 8	GRP 9
HAR24D	24" Dia.	18"	29"	34	\$1175	\$1189	\$1276	\$1459	\$1476	\$1626	\$1799	\$2754	\$3284
HAR30D	30" Dia.	18"	29"	43	\$1268	\$1288	\$1408	\$1672	\$1689	\$1883	\$2116	\$3058	\$3548
HAR36D	36" Dia.	24"	29"	60	\$1475	\$1501	\$1642	\$1973	\$1990	\$2226	\$2506	\$3578	\$4127
HAR42D	42" Dia.	24"	29"	130	\$1671	\$1705	\$1898	\$2340	\$2357	\$2662	\$3028	\$4147	\$4682
HAR48D	48" Dia.	30"	29"	130	\$2074	\$2110	\$2342	\$2880	\$2897	\$3267	\$3715	\$5119	\$5800

HARMONY | CAFÉ | SQUARE



Model Number	Table Top Size	Base Spread	Table Height	Shpg. Wght.	LAMINATE TOP ASSORTED EDGES							VENEER TOP	
					GRP 1	GRP 2	GRP 3	GRP 4	GRP 5	GRP 6	GRP 7	GRP 8	GRP 9
HAR24S	24" Sq.	18"	29"	43	\$1184	\$1201	\$1290	\$1486	\$1503	\$1655	\$1836	\$2789	\$3315
HAR2430S	24x30 Sq.	18"	29"	53	\$1241	\$1261	\$1367	\$1603	\$1620	\$1798	\$2013	\$2963	\$3470
HAR30S	30" Sq.	18"	29"	76	\$1275	\$1297	\$1414	\$1681	\$1698	\$1893	\$2122	\$3071	\$3569
HAR36S	36" Sq.	24"	29"	76	\$1490	\$1518	\$1667	\$2005	\$2022	\$2263	\$2554	\$3624	\$4171
HAR42S	42" Sq.	30"	29"	76	\$1935	\$1965	\$2154	\$2588	\$2605	\$2907	\$3275	\$4684	\$5412

HARMONY | CAFÉ | RECTANGLE



Model Number	Table Top Size	Base Spread	Table Height	Shpg. Wght.	LAMINATE TOP ASSORTED EDGES							VENEER TOP	
					GRP 1	GRP 2	GRP 3	GRP 4	GRP 5	GRP 6	GRP 7	GRP 8	GRP 9
HAR2448	24x48 Sq.	2-18"	29"	76	\$1834	\$1862	\$1993	\$2294	\$2311	\$2539	\$2814	\$4304	\$5132
HAR2460	24x60 Sq.	2-18"	29"	115	\$2042	\$2072	\$2220	\$2556	\$2573	\$2830	\$3138	\$4796	\$5713
HAR2472	24x72 Sq.	2-18"	29"	115	\$2249	\$2314	\$2468	\$3170	\$3187	\$3341	\$3653	\$6495	\$8951
HAR3048	30x48 Sq.	2-18"	29"	137	\$2051	\$2078	\$2228	\$2572	\$2589	\$2848	\$3158	\$4815	\$5734
HAR3060	30x60 Sq.	2-18"	29"	148	\$2122	\$2152	\$2326	\$2724	\$2741	\$3031	\$3382	\$5035	\$5929
HAR3072	30x72 Sq.	2-18"	29"	148	\$2453	\$2524	\$2700	\$3500	\$3517	\$3692	\$4040	\$7128	\$9793

OPTIONS

Add upcharge to list price and code to model number

GD3	Flat Ganging Device for Café & Training Tables	\$137	per pair
STH	Special Table Height (other than 29" or 42")	\$197	per leg

RAD	3" Radius Corners for 3MM Edge	\$262	per table
-----	--------------------------------	-------	-----------



36" SQUARE BAR HEIGHT TABLE

MODEL / DESCRIPTION / LIST PRICING

HARMONY | BARHEIGHT | ROUND



ROUND

Model Number	Table Top Size	Base Spread	Table Height	Shpg. Wght.	LAMINATE TOP ASSORTED EDGES							VENEER TOP	
					GRP1	GRP2	GRP3	GRP4	GRP5	GRP6	GRP7	GRP8	GRP9
HARH24D	24"Dia.	24"	42"	40	\$1414	\$1431	\$1511	\$1686	\$1703	\$1850	\$2025	\$3246	\$3947
HARH30D	30"Dia.	24"	42"	55	\$1506	\$1527	\$1641	\$1897	\$1914	\$2107	\$2341	\$3549	\$4215
HARH36D	36"Dia.	24"	42"	63	\$1966	\$1993	\$2129	\$2434	\$2451	\$2685	\$2967	\$4593	\$5504

HARMONY | BAR HEIGHT | SQUARE



SQUARE

Model Number	Table Top Size	Base Spread	Table Height	Shpg. Wght.	LAMINATE TOP ASSORTED EDGES							VENEER TOP	
					GRP 1	GRP 2	GRP 3	GRP 4	GRP 5	GRP 6	GRP 7	GRP 8	GRP 9
HARH36S	36" Sq.	30"	42"	67	\$1985	\$2007	\$2150	\$2467	\$2484	\$2726	\$3016	\$4640	\$5546

Note: Other bar height sizes available. Call for pricing.

OPTIONS

Add upcharge to list price and code to model number

GD3	Flat Ganging Device for Café & Training Tables	\$137	per pair	RAD	3" Radius Corners for 3MM Edge	\$262	per table
STH	Special Table Height (other than 29" or 42")	\$197	per leg				



36" ROUND OCCASIONAL TABLE

MODEL / DESCRIPTION / LIST PRICING

HARMONY | OCCASIONAL | ROUND



ROUND

Model Number	Base Spread	Table Top Size	Table Height	Shipping Weight	LAMINATE EDGE 2B	LAMINATE EDGE 3A OR SELF EDGE	WOOD VENEER EDGE 8G
HARO24D	18" dia	24" dia.	18"	29 lbs	\$1355	\$1653	\$1945
HARO30D	18" dia	30" dia.	18"	29 lbs	\$1449	\$1767	\$2081
HARO36D	24" dia	36" dia.	18"	29 lbs	\$1598	\$1949	\$2205

OPTIONS

Add upcharge to list price and code to model number

PC18	Polished Chrome Base (18" base)	\$307	per base	PC24	Polished Chrome Base (24" base)	\$406	per base
------	---------------------------------	-------	----------	------	---------------------------------	-------	----------

HAZEL

The Hazel collection delivers a great soft seating choice for a variety of applications. With its modern design and stitching details, Hazel brings style to high traffic areas and touchdown spaces. The array of products in this line include a single chair, corner, chaise and ottoman, to make any configuration work in any space. Hazel is a great spot to power up and lounge around in, for the most comfortable sit.



THREE SEAT LOUNGE WITH CHAISE - BOX ARMS

ORDERING INFORMATION

- | | |
|-----------------|----------------------------|
| 1) Series Name | 4) Fabric Grade and Number |
| 2) Model Number | 5) Leg Finish |
| 3) Quantity | 6) Optional Items |

SOFT SEATING	WEIGHT LIMIT
1 Seat	500 lbs.
2 Seat	1000 lbs.
3 Seat	1500 lbs.

STANDARD BASE FINISHES

Metal Legs: Standard Powder Coat

OPTIONAL BASE FINISHES

Metal: Polished Chrome

Wood Legs: Standard Wood Stain



STANDARD
POWDER COAT LEGS



OPTIONAL
CHROME LEGS



OPTIONAL
WOOD LEGS



OPTIONAL
ARM CAPS

GENERAL SPECIFICATIONS

Upholstery / Foam

Seat and back are covered in choice of fabric, vinyl, leather or COM. ERG uses only water based glues and adhesives in our upholstery process. Contrasting fabrics are available. Seat cushions are 4" graded high resiliency (H.R.) block foam with back 3" (H.R.) foam, covered entirely with special bonded polyester fiber to protect final upholstery.

Frame Construction

The Hazel frame is constructed of hardwood and multi-ply hardwood. We use tongue and groove, secured with glue and staples. Frames are also reinforced with corner blocks. No sag-springs are installed in seat & back along with interlocking helicoil springs to prevent sagging and provide additional lower back and seat support.

Base Details

Metal Legs: 6"L x 6"W x 1.5"H

Glides: Nylon

OPTIONS

- CODE: FR - CAL 133 (TB 133) Fire Retardant
- CODE: 2FO - Two Fabric Option
- CODE: MB - Moisture Barrier (up to 60" overall width)
- CODE: MB60 - Moisture Barrier (over 60" overall width)
- CODE: PC - Polished Chrome Legs
- CODE: WL - Wood Legs
- CODE: GD1 - Ratchet Ganging Device for Soft Seating
- CODE: GD2 - Flat Ganging Device for Soft Seating
- CODE: WAC - Wood Arm Cap (Slim Arm)
- CODE: BWAC - Wood Arm Caps (Box Arm)

NOTE: Factory installed power/data available, see accessories online under the 'Products' tab.

NOTE: Seams are determined due to the size and/or fabric repeat and is at ERG's discretion to where seams will be placed.

DIMENSIONS	30" Straight	Corner Modular	Chaise	Backless
Inside Width:	30"	26"	30"	30"
Seat Height:	16.5"	16.5"	16.5"	16.5"
Overall Depth:	36"	36"	60"	36"
Overall Width:	30"	36"	30"	30"
Overall Height:	28.5"	28.5"	28.5"	16.5"
Qty./Wt. per carton:	1 ea./50 lbs.	1 ea./80 lbs.	1 ea./80 lbs.	1 ea./40 lbs.



CHAISE 30X60

MODEL / DESCRIPTION / LIST PRICING



2000 30" Straight (4 Legs)

COM Yardage: Total: 4 yds / Back: 2 Yds / Seat: 2 Yds

COM	GR1	GR2	GR3	GR4	GR5	GR6	GR7	GR8	GR9	GR10	LEA
\$2253	\$2341	\$2430	\$2530	\$2617	\$2720	\$2819	\$2921	\$3020	\$3122	\$3223	\$3367



2002 Corner Modular (4 Legs)

COM Yardage: Total: 6.5 yds / Back: 4 Yds / Seat: 2.5 Yds

COM	GR1	GR2	GR3	GR4	GR5	GR6	GR7	GR8	GR9	GR10	LEA
\$3009	\$3147	\$3272	\$3411	\$3537	\$3676	\$3815	\$3953	\$4091	\$4230	\$4367	\$4513



2004 Chaise 30x60 (4 Legs)

COM Yardage: Total: 5.5 yds / Back: 2 Yds / Seat: 3.5 Yds

COM	GR1	GR2	GR3	GR4	GR5	GR6	GR7	GR8	GR9	GR10	LEA
\$2929	\$3067	\$3193	\$3331	\$3458	\$3597	\$3735	\$3873	\$4012	\$4150	\$4288	\$4434



2006 30x36" Backless (4 Legs)

COM Yardage: 3 yds

COM	GR1	GR2	GR3	GR4	GR5	GR6	GR7	GR8	GR9	GR10	LEA
\$1802	\$1890	\$1954	\$2017	\$2080	\$2142	\$2206	\$2269	\$2319	\$2368	\$2419	\$2564

OPTIONS

Add upcharge to list price and code to model number

FR	CAL 133 (TB 133) Fire Retardant - per yard	\$118	/yd.
MB	Moisture Barrier - up to 60" width	\$164	ea.
2FO	Two Fabric Option	\$131	

WL	Wood Legs	\$32	ea.
PC	Polished Chrome Legs	\$45	ea.
GD1	Ratchet Ganging Device for Soft Seating	\$107	per pair
GD2	Flat Ganging Device for Soft Seating	\$107	per pair

DIMENSIONS	Slim	Box
Arm Width:	4"	9"
Arm Height:	22.5"	22.5"
Overall Depth:	36"	36"
Overall Width:	30"	30"
Overall Height:	28.5"	28.5"
Qty./Wt. per carton:	1 ea./20 lbs.	1 ea./25 lbs.

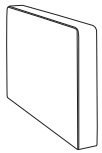


SLIM ARM



BOX ARM

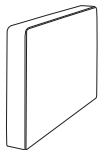
MODEL / DESCRIPTION / LIST PRICING



2007L Slim Arm - Left

COM Yardage: 2 Yds

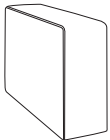
COM	GR1	GR2	GR3	GR4	GR5	GR6	GR7	GR8	GR9	GR10	LEA
\$350	\$401	\$437	\$489	\$527	\$564	\$601	\$640	\$689	\$740	\$790	\$904



2007R Slim Arm - Right

COM Yardage: 2 Yds

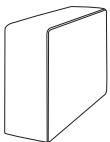
COM	GR1	GR2	GR3	GR4	GR5	GR6	GR7	GR8	GR9	GR10	LEA
\$350	\$401	\$437	\$489	\$527	\$564	\$601	\$640	\$689	\$740	\$790	\$904



2009L Box Arm - Left

COM Yardage: 2.5 Yds

COM	GR1	GR2	GR3	GR4	GR5	GR6	GR7	GR8	GR9	GR10	LEA
\$453	\$503	\$541	\$592	\$629	\$667	\$705	\$742	\$792	\$844	\$894	\$1007



2009R Box Arm - Right

COM Yardage: 2.5 Yds

COM	GR1	GR2	GR3	GR4	GR5	GR6	GR7	GR8	GR9	GR10	LEA
\$453	\$503	\$541	\$592	\$629	\$667	\$705	\$742	\$792	\$844	\$894	\$1007

OPTIONS

Add upcharge to list price and code to model number

FR	CAL 133 (TB 133) Fire Retardant - per yard	\$118	/yd.
----	--	-------	------

WAC	Wood Arm Cap (Slim Arm)	\$227	ea.
BWAC	Wood Arm Cap (Box Arm)	\$418	ea.

DIMENSIONS	Lounge w/ Slim Arms	Lounge w/ Box Arms	Ottoman 24"x30"	Chaise w/ Slim Arms	Chaise w/ Box Arms
Inside Width:	30"	30"	-	30"	30"
Seat Height:	16.5"	16.5"	16.5"	16.5"	16.5"
Arm Height:	22.5"	22.5"	-	22.5"	22.5"
Overall Depth:	36"	36"	24"	60"	60"
Overall Width:	38"	48"	30"	38"	48"
Overall Height:	28.5"	28.5"	16.5"	28.5"	28.5"
Qty./Wt. per carton:	1 ea./90 lbs.	1 ea./100 lbs.	1 ea./35 lbs.	1 ea./120 lbs.	1 ea./130 lbs.



LOUNGE WITH SLIM ARMS



LOUNGE WITH BOX ARMS

MODEL / DESCRIPTION / LIST PRICING



2018 Lounge with Slim Arms (4 Legs)

COM Yardage: Total: 7 yds / Back: 2 Yds / Seat: 2 Yds / Arms: 3 Yds

COM	GR1	GR2	GR3	GR4	GR5	GR6	GR7	GR8	GR9	GR10	LEA
\$2952	\$3092	\$3243	\$3369	\$3482	\$3608	\$3708	\$3834	\$3960	\$4061	\$4210	\$4464



2020 Lounge with Box Arms (4 Legs)

COM Yardage: Total: 8 yds / Back: 2 Yds / Seat: 2 Yds / Arms: 4 Yds

COM	GR1	GR2	GR3	GR4	GR5	GR6	GR7	GR8	GR9	GR10	LEA
\$3159	\$3298	\$3449	\$3575	\$3688	\$3815	\$3914	\$4040	\$4166	\$4268	\$4417	\$4670



2014 24x30" Ottoman (4 Legs)

COM Yardage: 2.5 Yds

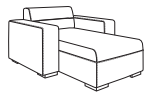
COM	GR1	GR2	GR3	GR4	GR5	GR6	GR7	GR8	GR9	GR10	LEA
\$1710	\$1798	\$1860	\$1923	\$1987	\$2049	\$2112	\$2175	\$2226	\$2276	\$2326	\$2471



2022 Chaise Lounge with Slim Arms (6 Legs)

COM Yardage: Total: 8.5 yds / Back: 2 Yds / Seat: 3.5 Yds / Arms: 3 Yds

COM	GR1	GR2	GR3	GR4	GR5	GR6	GR7	GR8	GR9	GR10	LEA
\$3628	\$3767	\$3894	\$4032	\$4157	\$4295	\$4435	\$4573	\$4712	\$4850	\$4988	\$5132



2024 Chaise Lounge with Box Arms (6 Legs)

COM Yardage: Total: 9.5 yds / Back: 2 Yds / Seat: 3.5 Yds / Arms: 4 Yds

COM	GR1	GR2	GR3	GR4	GR5	GR6	GR7	GR8	GR9	GR10	LEA
\$3835	\$3975	\$4101	\$4239	\$4364	\$4503	\$4642	\$4779	\$4918	\$5057	\$5196	\$5339

OPTIONS

Add upcharge to list price and code to model number

FR	CAL 133 (TB 133) Fire Retardant - per yard	\$118	/yd.
MB	Moisture Barrier - up to 60" width	\$164	ea.
WAC	Wood Arm Cap (Slim Arm)	\$227	ea.
BWAC	Wood Arm Cap (Box Arm)	\$418	ea.

2FO	Two Fabric Option	\$131	
WL	Wood Legs	\$32	ea.
PC	Polished Chrome Legs	\$45	ea.

DIMENSIONS	2 Seat Slim Arms	2 Seat Box Arms	3 Seat Slim Arms	3 Seat Box Arms
Inside Width:	60"	60"	90"	90"
Seat Height:	16.5"	16.5"	16.5"	16.5"
Arm Height:	22.5"	22.5"	22.5"	22.5"
Overall Depth:	36"	36"	36"	36"
Overall Width:	68"	78"	98"	108"
Overall Height:	28.5"	28.5"	28.5"	28.5"
Qty./Wt. per carton:	1 ea./140 lbs.	1 ea./150 lbs.	1 ea./190 lbs.	1 ea./200 lbs.



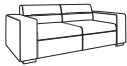
TWO SEAT LOUNGE LOVESEAT WITH SLIM ARMS

MODEL / DESCRIPTION / LIST PRICING



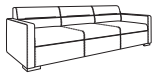
2026 Two Seat Lounge Loveseat with Slim Arms (8 Legs: 6 STD / 2 Concealed) COM Yardage: Total: 11 yds / Back: 4 Yds / Seat: 4 Yds / Arms: 3 Yds

COM	GR1	GR2	GR3	GR4	GR5	GR6	GR7	GR8	GR9	GR10	LEA
\$5283	\$5557	\$5861	\$6113	\$6339	\$6591	\$6792	\$7044	\$7295	\$7498	\$7799	\$8128



2028 Two Seat Lounge Loveseat with Box Arms (8 Legs: 6 STD / 2 Concealed) COM Yardage: Total: 12 yds / Back: 4 Yds / Seat: 4 Yds / Arms: 4 Yds

COM	GR1	GR2	GR3	GR4	GR5	GR6	GR7	GR8	GR9	GR10	LEA
\$5488	\$5765	\$6068	\$6319	\$6546	\$6797	\$6999	\$7251	\$7502	\$7704	\$8006	\$8334



2030 Three Seat Lounge Sofa with Slim Arms (12 Legs: 8 STD / 4 Concealed) COM Yardage: Total: 15 yds / Back: 6 Yds / Seat: 6 Yds / Arms: 3 Yds

COM	GR1	GR2	GR3	GR4	GR5	GR6	GR7	GR8	GR9	GR10	LEA
\$7611	\$8039	\$8491	\$8869	\$9208	\$9586	\$9890	\$10267	\$10645	\$10946	\$11399	\$11726



2032 Three Seat Lounge Sofa with Box Arms (12 Legs: 8 STD / 4 Concealed) COM Yardage: Total: 16 yds / Back: 6 Yds / Seat: 6 Yds / Arms: 4 Yds

COM	GR1	GR2	GR3	GR4	GR5	GR6	GR7	GR8	GR9	GR10	LEA
\$7816	\$8244	\$8699	\$9075	\$9415	\$9793	\$10095	\$10473	\$10850	\$11153	\$11606	\$11933

OPTIONS

Add upcharge to list price and code to model number

FR	CAL 133 (TB 133) Fire Retardant - per yard	\$118	/yd.
MB60	Moisture Barrier - over 60" width	\$262	ea.
WAC	Wood Arm Cap (Slim Arm)	\$227	ea.
BWAC	Wood Arm Cap (Box Arm)	\$418	ea.

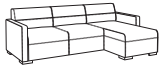
2FO	Two Fabric Option	\$131	
WL	Wood Legs	\$32	ea.
PC	Polished Chrome Legs	\$45	ea.

DIMENSIONS	Three Seat Chaise with Slim Arms	Three Seat Chaise with Box Arms
Inside Width:	90"	90"
Seat Height:	16.5"	16.5"
Arm Height:	22.5"	22.5"
Overall Depth:	60"	60"
Overall Width:	98"	108"
Overall Height:	28.5"	28.5"
Qty./Wt. per carton:	1 ea./220 lbs.	1 ea./230 lbs.



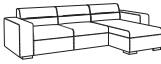
THREE SEAT LOUNGE WITH CHAISE - SLIM ARMS

MODEL / DESCRIPTION / LIST PRICING



2034 / L or R Three Seat Lounge Sofa with Chaise - Slim Arms (14 Legs: 10 STD /4 Concealed) COM Yardage: Total: 16.5 yds / Back: 6 Yds / Seat: 7.5 Yds / Arms: 3 Yds

COM	GR1	GR2	GR3	GR4	GR5	GR6	GR7	GR8	GR9	GR10	LEA
\$8285	\$8715	\$9167	\$9544	\$9886	\$10264	\$10564	\$10943	\$11320	\$11622	\$12075	\$12403



2036 / L or R Three Seat Lounge Sofa with Chaise - Box Arms (14 Legs: 10 STD /4 Concealed) COM Yardage: Total: 17.5 yds / Back: 6 Yds / Seat: 7.5 Yds / Arms: 4 Yds

COM	GR1	GR2	GR3	GR4	GR5	GR6	GR7	GR8	GR9	GR10	LEA
\$8468	\$8895	\$9350	\$9727	\$10066	\$10443	\$10746	\$11124	\$11501	\$11803	\$12257	\$12584

NOTE: SPECIFY RIGHT OR LEFT FOR CHAISE, WHEN SITTING

OPTIONS

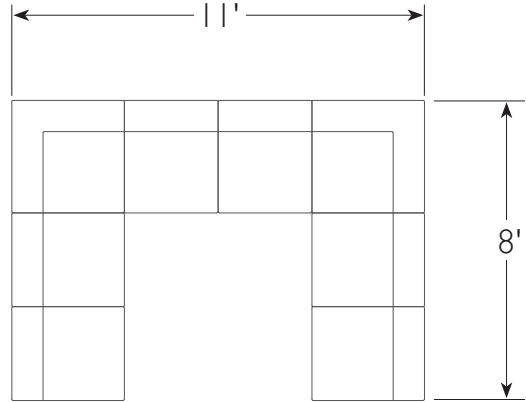
Add upcharge to list price and code to model number

FR	CAL 133 (TB 133) Fire Retardant - per yard	\$118	/yd.
MB60	Moisture Barrier - over 60" width	\$262	ea.
WAC	Wood Arm Cap (Slim Arm)	\$227	ea.
BWAC	Wood Arm Cap (Box Arm)	\$418	ea.

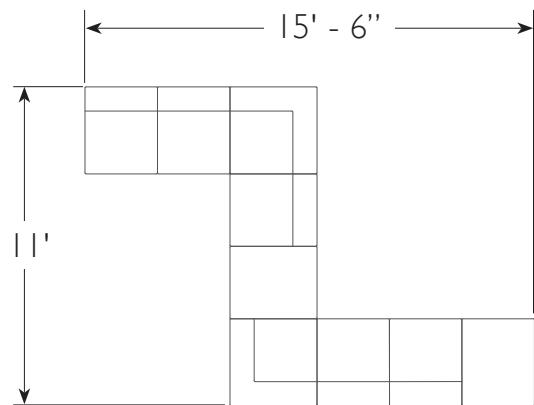
2FO	Two Fabric Option	\$131	
WL	Wood Legs	\$32	ea.
PC	Polished Chrome Legs	\$45	ea.

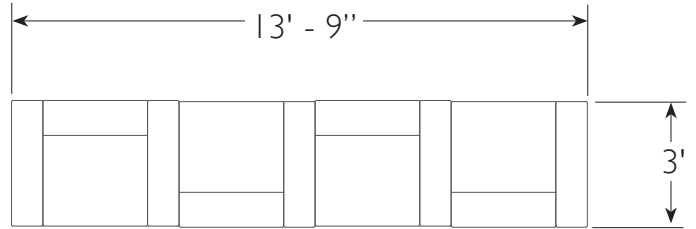


"C" CONFIGURATION

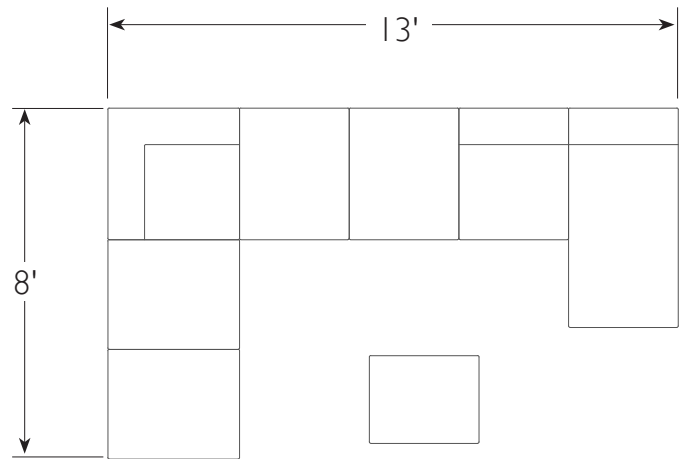


"S" CONFIGURATION





STRAIGHT LOUNGE CONFIGURATION
WITH BOX ARMS



BACKLESS MODULAR, OTTOMAN, CORNER UNIT
AND CHAISE UNIT CONFIGURATION

HERMOSA

The Hermosa tables make a beautiful statement featuring tapered metal legs and several shapes. These tables look great as standalone pieces, but also create interest when multiple tables are nested together. This collection offers six shapes in different sizes and heights along with endless finishes, allowing you to create the perfect look to personalize your space.



FINISHES SHOWN FROM LEFT TO RIGHT:

Laminate: Wilsonart Black 1595-60
Edge: 2C PVC Black
Base finish: Black matte

Laminate: Wilsonart Walnut Heights 7965K-12
Edge: 3D PVC Walnut Heights
Base finish: Polished Chrome

Laminate: Formica Brite White 459-58
Edge: 2C PVC White
Base finish: White matte

ORDERING INFORMATION

- | | |
|---|------------------------------|
| 1) Series Name | 6) Edge Code and Color Stain |
| 2) Model Number | 7) Optional Items |
| 3) Size | 8) Solid Surface Available |
| 4) Quantity | - Please Call |
| 5) Laminate No. or Veneer Stain Selection | |

BASE SPECIFICATIONS

Tapered Legs: Stainless steel tube. The top is 1-1/2 inch and tapers down to 7/8 inch.

Glides: Adjustable glides with swivel

STANDARD BASE FINISHES

Tapered Legs: Polished Chrome

OPTIONAL BASE FINISHES

Tapered Legs: Standard Powder Coat

TABLE TOP SPECIFICATIONS

Table Tops

.75" Table top core is CARB Phase I & Phase II Compliant. Laminate, wood veneer and phenolic backing are glued with water based adhesives.

COLOR / EDGE SELECTIONS

Laminate/Veneer Selections

ERG offers over 1000 standard laminate choices from Nevamar, Wilsonart, Formica and Pionite. Wood veneer is available in transparent stain colors - custom stain matching available for an upcharge.

Edge Selections

ERG offers a wide variety of table top edge materials including PVC, wood, aluminum and resin/urethane.

OPTIONS

- CODE: HSF - Powder Coat Color Finish



36" ROUND OCCASIONAL TABLE

MODEL / DESCRIPTION / LIST PRICING

HERMOSA | OCCASIONAL | ROUND



Model Number	Table Top Size	Table Height	Number of Legs	Shpg. Weight	LAMINATE TOP EDGE 2C	LAMINATE TOP EDGE 3D	LAMINATE TOP EDGE 6F	VENEER TOP EDGE 8F	0.5" SOLID SURFACE TOP
HER20D	20" dia.	15"	3	12 lbs.	\$845	\$907	\$1165	\$1538	CALL
HER20DM	20" dia.	18"	3	14 lbs.	\$870	\$935	\$1191	\$1564	CALL
HER20DT	20" dia.	20"	3	15 lbs.	\$896	\$959	\$1216	\$1589	CALL
HER24D	24" dia.	15"	4	16 lbs.	\$981	\$1045	\$1302	\$1719	CALL
HER24DM	24" dia.	18"	4	18 lbs.	\$1007	\$1071	\$1328	\$1746	CALL
HER24DT	24" dia.	20"	4	19 lbs.	\$1033	\$1097	\$1354	\$1771	CALL
HER28D	28" dia.	15"	4	20 lbs.	\$1153	\$1216	\$1600	\$2084	CALL
HER28DM	28" dia.	18"	4	23 lbs.	\$1179	\$1242	\$1627	\$2109	CALL
HER28DT	28" dia.	20"	4	25 lbs.	\$1203	\$1268	\$1653	\$2135	CALL
HER36D	36" dia.	15"	4	28 lbs.	\$1236	\$1300	\$1749	\$2326	CALL
HER36DM	36" dia.	18"	4	31 lbs.	\$1261	\$1325	\$1774	\$2352	CALL
HER36DT	36" dia.	20"	4	33 lbs.	\$1280	\$1345	\$1794	\$2371	CALL

OPTIONS

Add upcharge to list price and code to model number

HSF	Powder Coat Color Finish	\$37	per leg
-----	--------------------------	------	---------



24X24" ALMOST SQUARE OCCASIONAL TABLE

MODEL / DESCRIPTION / LIST PRICING

HERMOSA | OCCASIONAL | ALMOST SQUARE


ALMOST
SQUARE

Model Number	Table Top Size	Table Height	Number of Legs	Shpg. Weight	LAMINATE TOP EDGE 2C	LAMINATE TOP EDGE 3D	LAMINATE TOP EDGE 6F	VENEER TOP EDGE 8F	0.5" SOLID SURFACE TOP
HER20AS	20" x 20"	15"	4	12 lbs.	\$922	\$986	\$1242	\$1615	CALL
HER20ASM	20" x 20"	18"	4	14 lbs.	\$947	\$1012	\$1268	\$1640	CALL
HER20AST	20" x 20"	20"	4	15 lbs.	\$973	\$1037	\$1294	\$1666	CALL
HER24AS	24" x 24"	15"	4	16 lbs.	\$1057	\$1120	\$1376	\$1794	CALL
HER24ASM	24" x 24"	18"	4	18 lbs.	\$1081	\$1146	\$1402	\$1820	CALL
HER24AST	24" x 24"	20"	4	19 lbs.	\$1107	\$1171	\$1427	\$1845	CALL

OPTIONS

Add upcharge to list price and code to model number

HSF	Powder Coat Color Finish	\$37	per leg
-----	--------------------------	------	---------



24" SOFT TRIANGLE OCCASIONAL TABLE



36X30" ARROWHEAD OCCASIONAL TABLE

MODEL / DESCRIPTION / LIST PRICING

HERMOSA | OCCASIONAL | SOFT TRIANGLE



Model Number	Table Top Size	Table Height	Number of Legs	Shpg. Weight	LAMINATE TOP EDGE 2C	LAMINATE TOP EDGE 3D	LAMINATE TOP EDGE 6F	VENEER TOP EDGE 8F	0.5" SOLID SURFACE TOP
HER20ST	20" sides	15"	3	12 lbs.	\$947	\$1012	\$1268	\$1640	CALL
HER20STM	20" sides	18"	3	14 lbs.	\$973	\$1037	\$1294	\$1666	CALL
HER20STT	20" sides	20"	3	15 lbs.	\$998	\$1063	\$1320	\$1692	CALL
HER24ST	24" sides	15"	3	16 lbs.	\$1029	\$1095	\$1351	\$1768	CALL
HER24STM	24" sides	18"	3	18 lbs.	\$1057	\$1120	\$1376	\$1794	CALL
HER24STT	24" sides	20"	3	19 lbs.	\$1081	\$1146	\$1402	\$1820	CALL

HERMOSA | OCCASIONAL | ARROWHEAD



Model Number	Table Top Size	Table Height	Number of Legs	Shpg. Weight	LAMINATE TOP EDGE 2C	LAMINATE TOP EDGE 3D	LAMINATE TOP EDGE 6F	VENEER TOP EDGE 8F	0.5" SOLID SURFACE TOP
HER2836ARH	28" x 36"	15"	3	31 lbs.	\$1645	\$1711	\$2224	\$2892	CALL
HER2836ARHT	28" x 36"	18"	3	34 lbs.	\$1671	\$1737	\$2250	\$2917	CALL
HER2842ARH	28" x 42"	15"	3	36 lbs.	\$1741	\$1805	\$2319	\$2987	CALL
HER2842ARHT	28" x 42"	18"	3	39 lbs.	\$1768	\$1833	\$2346	\$3013	CALL

OPTIONS

Add upcharge to list price and code to model number

HSF	Powder Coat Color Finish	\$37	per leg
-----	--------------------------	------	---------



42X28" SAIL OCCASIONAL TABLE



42X30" PEBBLE OCCASIONAL TABLE

MODEL / DESCRIPTION / LIST PRICING

HERMOSA | OCCASIONAL | SAIL



Model Number	Table Top Size	Table Height	Number of Legs	Shpg. Weight	LAMINATE TOP EDGE 2C	LAMINATE TOP EDGE 3D	LAMINATE TOP EDGE 6F	VENEER TOP EDGE 8F	0.5" SOLID SURFACE TOP
HER2836SL	28" x 36" x 40"	15"	3	31 lbs.	\$1640	\$1704	\$2217	\$2885	CALL
HER2836SLT	28" x 36" x 40"	18"	3	34 lbs.	\$1666	\$1729	\$2243	\$2911	CALL
HER2842SL	28" x 42" x 49"	15"	3	36 lbs.	\$1737	\$1800	\$2314	\$2982	CALL
HER2842SLT	28" x 42" x 49"	18"	3	39 lbs.	\$1762	\$1826	\$2340	\$3007	CALL

HERMOSA | OCCASIONAL | PEBBLE



Model Number	Table Top Size	Table Height	Number of Legs	Shpg. Weight	LAMINATE TOP EDGE 2C	LAMINATE TOP EDGE 3D	LAMINATE TOP EDGE 6F	VENEER TOP EDGE 8F	0.5" SOLID SURFACE TOP
HER3036PEB	30" x 36"	15"	4	32 lbs.	\$1729	\$1794	\$2307	\$2974	CALL
HER3036PEBT	30" x 36"	18"	4	35 lbs.	\$1755	\$1820	\$2333	\$2999	CALL
HER3042PEB	30" x 42"	15"	4	37 lbs.	\$1826	\$1890	\$2402	\$3070	CALL
HER3042PEBT	30" x 42"	18"	4	40 lbs.	\$1851	\$1916	\$2430	\$3095	CALL

OPTIONS

Add upcharge to list price and code to model number

HSF	Powder Coat Color Finish	\$37	per leg
-----	--------------------------	------	---------

HETFIELD

The Hetfield tables offer a panel leg look with a modesty panel and options of two or three contrasting laminates. Hetfield looks great as a huddle table for a touchdown space or a quick meet-up or training session. The full laminate panel has a sleek look ganged together to create the ultimate surface for learning or collaborating.



24X60 CONFERENCE TABLE

ORDERING INFORMATION

- | | |
|-----------------|--------------------------------|
| 1) Series Name | 5) Laminate Selections and No. |
| 2) Model Number | 6) Edge Style Code and Color |
| 3) Size | 7) Optional Items |
| 4) Quantity | |

BASE SPECIFICATIONS

Glides: Adjustable steel glides

Assembly: The Hetfield is a knock-down product that is easily assembled using pre-installed metal clip joints. Detailed instructions will be included.

TABLE TOP SPECIFICATIONS

Table Tops/Side Panels

Table top and side panel core is CARB Compliant 1.25" particle board. Laminate and phenolic backing are glued with water based adhesives.

COLOR / EDGE SELECTIONS

Table Finish

Hetfield table top side panels and modesty panel are available in laminate with 3MM PVC edge.

Laminate/Veneer Selections

ERG offers over 1000 standard laminate choices from Nevamar, Wilsonart, Formica and Pionite. Wood veneer is available in transparent stain colors - custom stain matching available for an upcharge.

Edge Selection

There are 3 locations, for PVC and wood edge selections, to choose from. Refer to diagram for locations; A, B and C. ERG offers a wide variety of table top edge materials including PVC, wood, aluminum and resin/urethane. Special Edge Note: When ganging or butting tables together, ERG recommends using 3MM flat edge or flat wood edge. Square tables using **T-MOLD** edge will have a 3" radius on all corners.

Factory installed table top power/data available.

Note: Hetfield tables are shipped K-D

OPTIONS

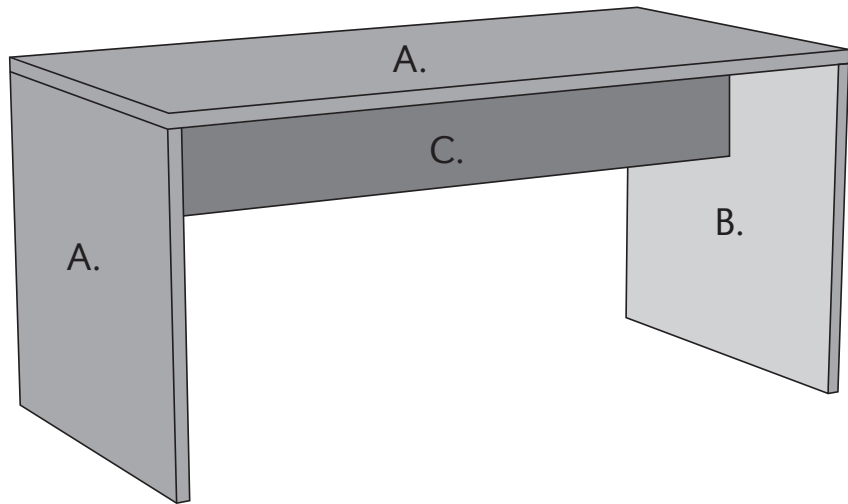
- CODE: HTH36 - 36" Table Height
- CODE: HTH42 - 42" Table Height
- CODE: H2L - Two laminates
- CODE: H3L - Three laminates
- CODE: LC - Laminated Channel for Cafe Height
- CODE: LC2 - Laminated Channel for Counter & Bar Height



LAMINATED CHANNEL

Two or three laminate/edge choices are available to customize your Hetfield table top, side panels, and modesty panel to any design palette.

- A. Outside Laminate
- B. Inside Laminate
- C. Modesty Laminate





30X60 TRAINING TABLE SHOWN
WITH OPTIONAL BAR HEIGHT

MODEL / DESCRIPTION / LIST PRICING

HETFIELD | TRAINING | RECTANGLE

	Model Number	Table Top Size	Table Height	Shpg. Wght	LAMINATE TOP EDGES		
					EDGE 2B	EDGE 3A	EDGE 4B
 RECTANGLE	HET2460	24 X 60	29"	79	\$2953	\$3002	\$4131
	HET2472	24 X 72	29"	88	\$3356	\$3408	\$4610
	HET2484	24 X 84	29"	97	\$3658	\$3713	\$5023
	HET2496	24 X 96	29"	106	\$3783	\$3844	\$5227
	HET3060	30 X 60	29"	90	\$3122	\$3175	\$4419
	HET3072	30 X 72	29"	102	\$3549	\$3606	\$4939
	HET3084	30 X 84	29"	114	\$3876	\$3939	\$5391
	HET3096	30 X 96	29"	126	\$4030	\$4095	\$5635

Note: Power only available with limited placement. Please call for quote.

OPTIONS

Add upcharge to list price and code to model number

HTH36	36" Counter Height	\$420	per table	H2L	Two Laminates	\$327	per table
HTH42	42" Bar Height	\$519	per table	H3L	Three Laminates	\$568	per table



42X84 CONFERENCE TABLE
SHOWN WITH TWO LAMINATES

MODEL / DESCRIPTION / LIST PRICING

HETFIELD | CONFERENCE | RECTANGLE

	Model Number	Table Top Size	Table Height	Shpg. Wght	LAMINATE TOP EDGES		
					EDGE 2B	EDGE 3A	EDGE 4B
 RECTANGLE	HET3660	36 X 60	29"	102	\$3637	\$3696	\$5036
	HET3672	36 X 72	29"	116	\$4122	\$4184	\$5662
	HET3684	36 X 84	29"	130	\$4474	\$4545	\$6156
	HET3696	36 X 96	29"	144	\$4652	\$4726	\$6441
	HET4272	42 X 72	29"	130	\$4745	\$4818	\$6525
	HET4284	42 X 84	29"	146	\$4984	\$5064	\$6885
	HET4296	42 X 96	29"	162	\$5188	\$5274	\$7212
	HET4872	48 X 72	29"	178	\$5092	\$5175	\$7143
	HET4884	48 X 84	29"	196	\$5466	\$5556	\$7656
	HET4896	48 X 96	29"	214	\$5694	\$5791	\$8022

Note: Power that is centered on the top, is available on tables with depths of 36, 42" and 48", and require two parallel modesty panels. Tables with depths of 42" and larger, automatically include two parallel modesty panels.

OPTIONS

Add upcharge to list price and code to model number

HTH36	36" Counter Height	\$420	per table
HTH42	42" Bar Height	\$519	per table
H2L	Two Laminates	\$327	per table
H3L	Three Laminates	\$568	per table

LC	Laminated Channel for Cafe Height	\$384	per table
LC2	Laminated Channel for Counter & Bar Height	\$442	per table

ISLAND

The Island lounge collection is a fun barrel design with either an open or closed back. It offers two base styles, including swivel for mobility. These guest chairs complement office environments or can be grouped around a table for comfortable collaboration.



ISLAND TEN
4-LEG BASE



ISLAND TWENTY
5 STAR BASE

ORDERING INFORMATION

To Order Please Specify:

- 1) Series Name
- 2) Model Number
- 3) Quantity
- 4) Fabric Grade & Number
- 5) Two or Three Fabric Option
- 6) Optional Items

SOFT SEATING	WEIGHT LIMIT
1 Seat	500 lbs.

STANDARD BASE FINISHES

- 4 Leg Base:** Polished Chrome
- 5-Star Swivel on Casters:** Polished Chrome

OPTIONAL BASE FINISHES

- 4 Leg Base:** Standard Powder Coat
- 5-Star Swivel on Casters:** Standard Powder Coat

GENERAL SPECIFICATIONS

Upholstery

High resiliency foam, covered throughout by Dacron to protect final upholstery.

Graded-In & COM Fabric Testing

Due to the complexity of the upholstery process, please submit your Graded-in/COM for testing. A 10"x10" sample is required. **ALL FABRIC MUST BE PRE APPROVED.** Please see Approved Fabrics link under product webpage images.

Shell

A minimum of 20" inside seat width. All models offer 100% more back support and comfort.

Seat

2" thick high resiliency foam with a seat frame made out of hardwood with flexible webbing installed for added support and soft sit. Steel welded frame is machine screwed to wood frame for durability.

Bases Details

4-leg base: 3/4" diameter fully welded steel tube frame with polished chrome finish and adjustable glides.

5-Star base: 360° swivel, polished aluminum construction with adjustable seat height on black chrome casters.

OPTIONS

- CODE: FR - CAL 133 (TB 133) Fire Retardant
- CODE: MB - Moisture Barrier (up to 60" overall width)
- CODE: SF - Powder Coat Finish
- CODE: 2FO - 2 Fabric Option. When seat and back are upholstered in two different fabrics of your choice
- CODE: BFC - Black Hard Floor & Carpet Casters
- CODE: CAS-C - Chrome Casters for 5-Star Swivel Base

DIMENSIONS	Island Ten 5-Star Base
Seat Height:	18.5" - 22"
Seat Width:	20"
Seat Depth:	19.5"
Overall Height:	30.5" - 34"
Overall Width:	25.5"
Overall Depth:	24"
Qty./Wt.:	1 ea./52 lbs.



ISLAND TEN
ON 5-STAR BASE

Features: Closed Back

MODEL / DESCRIPTION / LIST PRICING



8606 Island Ten Swivel Club Chair / 5-Star Polished Aluminum Base w/ Casters COM Yardage: 3.75 Yds. / Back: 1 Yds. / Seat: 1.25 Yd. / Arms: 1.5 Yds.

COM	GR1	GR2	GR3	GR4	GR5	GR6	GR7	GR8	GR9	GR10	LEA
\$2065	\$2209	\$2295	\$2389	\$2485	\$2583	\$2687	\$2797	\$2907	\$3023	\$3145	\$3715

OPTIONS

Add upcharge to list price and code to model number

FR	CAL 133 (TB 133) Fire Retardant per yard	\$ 118	/yd.
MB	Moisture Barrier (up to 60" overall width)	\$ 164	ea.

2FO	Two fabric option	\$ 131	
SF	Powder Coat Finish	\$ 63	ea.

DIMENSIONS	Island Twenty 5-Star Base
Seat Height:	18.5" - 22"
Seat Width:	20"
Seat Depth:	19.5"
Overall Height:	30.5" - 34"
Overall Width:	25.5"
Overall Depth:	24"
Qty./Wt.:	1 ea./52 lbs.



ISLAND TWENTY
ON 5-STAR BASE

Features: Open Back

MODEL / DESCRIPTION / LIST PRICING



8616 Island Twenty Swivel Club Chair / 5-Star Polished Aluminum Base w/ Casters COM Yardage: 3.75 Yds. / Back: 1 Yds. / Seat: 1.25 Yd. / Arms: 1.5 Yds.

COM	GR1	GR2	GR3	GR4	GR5	GR6	GR7	GR8	GR9	GR10	LEA
\$2191	\$2346	\$2439	\$2537	\$2639	\$2743	\$2853	\$2967	\$3086	\$3210	\$3340	\$3947

OPTIONS

Add upcharge to list price and code to model number

FR	CAL 133 (TB 133) Fire Retardant per yard	\$118	/yd.
MB	Moisture Barrier (up to 60" overall width)	\$164	ea.
2FO	Two fabric option	\$131	
3FO	Three fabric option	\$199	


BFC	Black Hard Floor & Carpet Casters	\$44	per chair
CAS-C	Chrome Casters for 5-Star Swivel Base	\$88	ea.
SF	Powder Coat Finish	\$63	ea.

DIMENSIONS	Island Ten 4-Leg Base	Island Twenty 4-Leg Base
Seat Height:	18"	18"
Seat Width:	20"	20"
Seat Depth	19.5"	19.5"
Overall Height:	30"	30"
Overall Width:	25.5"	25.5"
Overall Depth:	24"	28"
Qty./Wt.:	1 ea./52 lbs.	1 ea./52 lbs.




ISLAND TWENTY 4-LEG BASE
SHOWN WITH TWO FABRIC OPTION

MODEL / DESCRIPTION / LIST PRICING



8601 Island Ten 4-Leg Polished Chrome Base COM Yardage: 3.75 Yds. / Back: 1 Yds. / Seat: 1.25 Yd. / Arms: 1.5 Yds.

COM	GR1	GR2	GR3	GR4	GR5	GR6	GR7	GR8	GR9	GR10	LEA
\$1773	\$1895	\$1972	\$2050	\$2131	\$2216	\$2306	\$2397	\$2494	\$2593	\$2698	\$3187



8611 Island Twenty 4-Leg Polished Chrome Base COM Yardage: 3.75 Yds. / Back: 1 Yds. / Seat: 1.25 Yd. / Arms: 1.5 Yds.

COM	GR1	GR2	GR3	GR4	GR5	GR6	GR7	GR8	GR9	GR10	LEA
\$1889	\$2022	\$2102	\$2187	\$2275	\$2365	\$2460	\$2558	\$2659	\$2767	\$2876	\$3398

OPTIONS

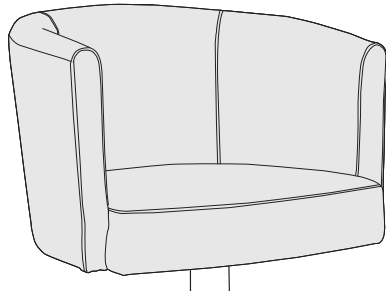
Add upcharge to list price and code to model number

FR	CAL 133 (TB 133) Fire Retardant per yard	\$118	/yd.
MB	Moisture Barrier (up to 60" overall width)	\$164	ea.
SF	Powder Coat Finish	\$63	ea.

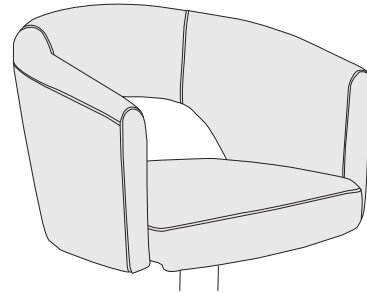
2FO	Two fabric option	\$131	
3FO	Three fabric option	\$199	

ISLAND TEN

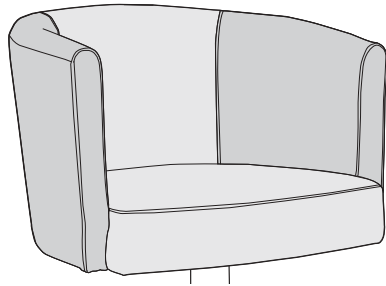
ISLAND TWENTY



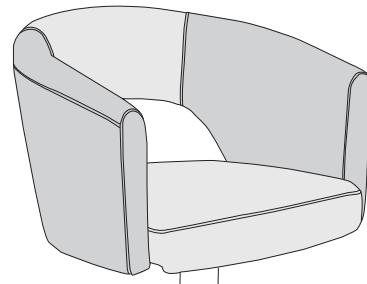
MONOCHROMATIC FABRIC



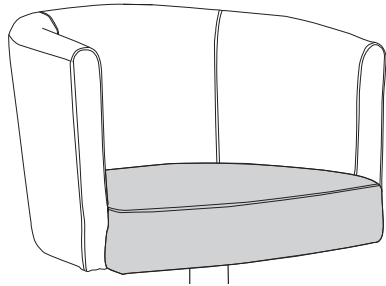
MONOCHROMATIC FABRIC



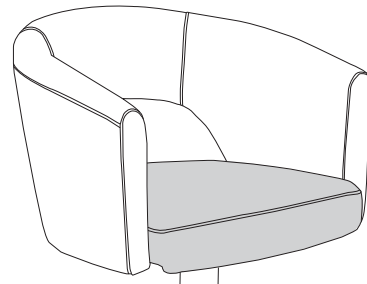
TWO-TONE FABRIC 1



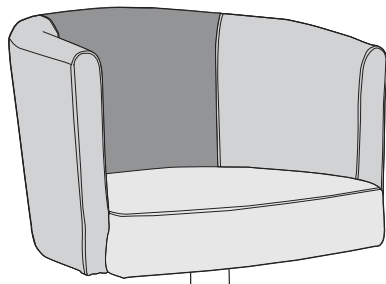
TWO-TONE FABRIC 1



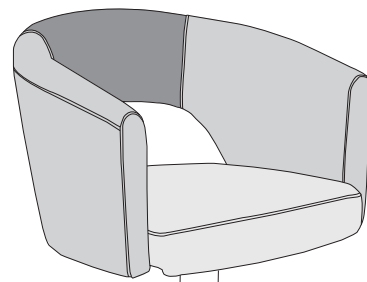
TWO-TONE FABRIC 2



TWO-TONE FABRIC 2



THREE-TONE FABRIC 1



THREE-TONE FABRIC 1

JAYDEN

Jayden chairs and stools feature a one-piece 3D Veneer wood shell with a striated pattern. The shell's rounded corners and easy flowing curves invites a sit for both the full shell and demi-back shell in any of our ERG Standard wood stains. The Jayden collection offers a variety of base styles to fit any meeting room, dining room or common space area.



DIAMOND METAL BASE
CURRENTLY
OUT OF STOCK!

ORDERING INFORMATION

To Order Please Specify:

- 1) Series Name
- 2) Model Number
- 3) Quantity
- 4) Shell Stain Finish
- 5) Wood Leg Stain Finish
- 6) Optional Powder Coat Color
- 7) Fabric Grade and Number
- 8) Optional Items

CHAIRS	WEIGHT LIMIT
Metal Legs	350 lbs.
Wood Legs	250 lbs.

STANDARD BASE FINISHES

- 4-Leg Base:** Stainless Steel
- Cross Wood Legs:** Standard Wood Stain
- Sled Base:** Stainless Steel
- Diamond Metal Base:** Stainless Steel
- 4 Leg Barstool:** Stainless Steel
- Sled Barstool:** Stainless Steel
- Cross Wood Leg Barstool:** Standard Wood Stain

OPTIONAL BASE FINISHES

- 4-Leg Base:** Standard Powder Coat
- Sled Base:** Standard Powder Coat
- Diamond Metal Base:** Standard Powder Coat
- 4 Leg Barstool:** Standard Powder Coat
- Sled Barstool:** Standard Powder Coat

GENERAL SPECIFICATIONS

Shell

3D Veneer Stripey Beech. Select from ERG Standard Wood Stains.

Base Details

4-Leg Chair: Stainless Steel Frames are made of 5/8" diameter, solid steel fully welded with plastic glide.

Cross Wood Legs: 2.5" solid oak wood legs that tapers down to 1.25" with felt pad.

Sled Base Chair: Stainless Steel Frames are made of 1/2" diameter, steel rod fully welded with plastic glide.

Diamond Metal Base: Stainless Steel Frames are made of 1/2" diameter, steel rod fully welded with stainless steel glide.

4-Leg Barstool: Stainless Steel Frames are made of 5/8" diameter, solid steel fully welded with plastic glide.

Sled Base Barstool: Stainless Steel Frames are made of 1/2" diameter, steel rod fully welded with plastic glide. Stainless Steel Foot Rest.

Cross Wood Leg Barstool: 2.5" solid oak wood legs that tapers down to 1.25" with felt pad. Stainless Steel Foot Rest.

NOTE: Due to the two different wood species for Jayden with wood legs, one stain color may result in a slight variation.

OPTIONS

- CODE: FR - CAL 133 (TB 133) Fire Retardant.
- CODE: MBC - Moisture Barrier Chair
- CODE: SF - Powder Coat Finish
- CODE: CH - Counter Height (24" seat height)
- CODE: 2SO - Shell & Frame 2 Stain Option

WOOD SHELL CLOSEUP



UNFINISHED SHELL SHOWN

Jayden shell is a 3D wood veneer that can be stained with any of ERG Standard Wood Stains.

DIMENSIONS	4-Leg Chair	4 Leg Seat Insert	4 Leg Fully Upholstered
Inside Width:	18.75"	18.75"	19.25"
Seat Height:	18"	18.5"	18.5"
Seat Depth:	16"	16"	15.5"
Overall Depth:	19.75"	20"	20"
Overall Width:	19"	18.75"	19.25"
Overall Height:	31"	31"	31.25"
Qty./Wt. per carton:	1 ea./8 lbs.	1 ea./8 lbs.	1 ea./8 lbs.



4 LEG - WOOD SHELL



4 LEG - FULL UPHOLSTERED

MODEL / DESCRIPTION / LIST PRICING



2300 4 Legs - Wood Shell

Chair	
\$958	



2302 4 Legs - Seat Insert

COM Yardage: .75 Yards

COM	GR1	GR2	GR3	GR4	GR5	GR6	GR7	GR8	GR9	GR10	LEA
\$1145	\$1172	\$1190	\$1208	\$1224	\$1242	\$1278	\$1303	\$1323	\$1348	\$1405	\$1445



2304 4 Legs - Fully Upholstered

COM Yardage: 2 Yards

COM	GR1	GR2	GR3	GR4	GR5	GR6	GR7	GR8	GR9	GR10	LEA
\$1388	\$1415	\$1433	\$1451	\$1467	\$1485	\$1521	\$1546	\$1566	\$1591	\$1648	\$1688

OPTIONS

Add upcharge to list price and code to model number

FR	CAL 133 (TB 133) Fire Retardant per yard	\$118	/yd.
MBC	Moisture Barrier Chair	\$84	ea.

SF	Powder Coat Finish	\$63	
----	--------------------	------	--

DIMENSIONS	Cross Wood Leg Chair	Cross Wood Leg Seat Insert	Cross Wood Leg Fully Upholstered
Inside Width:	18.75"	18.75"	19.75"
Seat Height:	18"	18"	18"
Seat Depth:	16"	16"	15.5"
Overall Depth:	19.75"	19.5"	19.5"
Overall Width:	19"	18.75"	19.25"
Overall Height:	31"	31"	31.5"
Qty./Wt. per carton:	1 ea./9 lbs.	1 ea./9 lbs.	1 ea./9 lbs.



WOOD LEG - SEAT INSERT

MODEL / DESCRIPTION / LIST PRICING



2306 Cross Wood Legs - Wood Shell

Chair
\$1162



2308 Cross Wood Legs - Seat Insert

COM Yardage: .75 Yards

COM	GR1	GR2	GR3	GR4	GR5	GR6	GR7	GR8	GR9	GR10	LEA
\$1348	\$1375	\$1393	\$1411	\$1427	\$1445	\$1481	\$1506	\$1527	\$1551	\$1608	\$1649



2310 Cross Wood Legs - Fully Upholstered

COM Yardage: 2 Yards

COM	GR1	GR2	GR3	GR4	GR5	GR6	GR7	GR8	GR9	GR10	LEA
\$1591	\$1618	\$1636	\$1654	\$1670	\$1688	\$1724	\$1749	\$1770	\$1794	\$1851	\$1892

OPTIONS

Add upcharge to list price and code to model number

FR	CAL 133 (TB 133) Fire Retardant per yard	\$118	/yd.
MBC	Moisture Barrier Chair	\$84	ea.

2SO	Shell & Frame Two Stain Option	\$28	
-----	--------------------------------	------	--

DIMENSIONS	Sled Base Chair	Sled Base With Seat Insert	Sled Base With Fully Upholstered
Inside Width:	18.75"	18.75"	19.25"
Seat Height:	17.75"	18.5"	18.5"
Seat Depth:	16"	16"	15.5"
Overall Depth:	19.5"	19.75"	19.75"
Overall Width:	18.75"	18.75"	19.25"
Overall Height:	31.25"	31.25"	31.75"
Qty./Wt. per carton:	1 ea./8 lbs.	1 ea./8 lbs.	1 ea./8 lbs.



SLED BASE - WOOD SHELL



SLED BASE - FULL UPHOLSTERED

MODEL / DESCRIPTION / LIST PRICING



2312 Sled Base - Wood Shell

Chair
\$970



2314 Sled Base - Seat Insert

COM Yardage: .75 Yards

COM	GR1	GR2	GR3	GR4	GR5	GR6	GR7	GR8	GR9	GR10	LEA
\$1156	\$1183	\$1201	\$1219	\$1235	\$1253	\$1289	\$1314	\$1335	\$1359	\$1416	\$1457



2316 Sled Base - Fully Upholstered

COM Yardage: 2 Yards

COM	GR1	GR2	GR3	GR4	GR5	GR6	GR7	GR8	GR9	GR10	LEA
\$1399	\$1426	\$1444	\$1462	\$1478	\$1496	\$1532	\$1557	\$1577	\$1602	\$1659	\$1700

OPTIONS

Add upcharge to list price and code to model number

FR	CAL 133 (TB 133) Fire Retardant per yard	\$118	/yd.
MBC	Moisture Barrier Chair	\$84	ea.

SF	Powder Coat Finish	\$63	
----	--------------------	------	--

DIMENSIONS	Diamond Metal Base Chair	Diamond Metal With Seat Insert	Diamond Metal With Fully Upholstered
Inside Width:	18.75"	18.75"	19.25"
Seat Height:	17.5"	18"	18"
Seat Depth:	16"	16"	15.5"
Overall Depth:	19"	19.25"	19.25"
Overall Width:	18.75"	18.75"	19.25"
Overall Height:	31.5"	31.5"	31.75"
Qty./Wt. per carton:	1 ea./9 lbs.	1 ea./9 lbs.	1 ea./9 lbs.



DIAMOND METAL BASE - WOOD SHELL

CURRENTLY OUT OF STOCK!

MODEL / DESCRIPTION / LIST PRICING



2318 Diamond Metal Base - Wood Shell

Chair
\$988



2320 Diamond Metal Base - Seat Insert

COM Yardage: .75 Yards

COM	GR1	GR2	GR3	GR4	GR5	GR6	GR7	GR8	GR9	GR10	LEA
\$1174	\$1201	\$1219	\$1237	\$1253	\$1271	\$1307	\$1332	\$1353	\$1377	\$1434	\$1475



2322 Diamond Metal Base - Fully Upholstered

COM Yardage: 2 Yards

COM	GR1	GR2	GR3	GR4	GR5	GR6	GR7	GR8	GR9	GR10	LEA
\$1417	\$1444	\$1462	\$1480	\$1496	\$1514	\$1550	\$1575	\$1596	\$1620	\$1677	\$1718

OPTIONS

Add upcharge to list price and code to model number

FR	CAL 133 (TB 133) Fire Retardant per yard	\$118	/yd.
MBC	Moisture Barrier Chair	\$84	ea.

SF	Powder Coat Finish	\$63	
----	--------------------	------	--

DIMENSIONS	4-Leg Barstool	4 Leg Barstool Seat Insert	4 Leg Barstool Fully Upholstered
Inside Width:	18.5"	18.5"	18.65"
Seat Height:	29.5"	30"	29.5"
Seat Depth:	16"	15.25"	15.5"
Overall Depth:	20"	20"	19.25"
Overall Width:	18.5"	18.5"	18.65"
Overall Height:	34.5"	34.5"	34.75"
Qty./Wt. per carton:	1 ea./12 lbs.	1 ea./12 lbs.	1 ea./12 lbs.



4 LEG BARSTOOL
WOOD SHELL



4 LEG BARSTOOL
SEAT INSERT

MODEL / DESCRIPTION / LIST PRICING



2324 4 Leg Barstool - Wood Shell

Chair
\$1051



2326 4 Leg Barstool - Seat Insert

COM Yardage: .75 Yards

COM	GR1	GR2	GR3	GR4	GR5	GR6	GR7	GR8	GR9	GR10	LEA
\$1237	\$1264	\$1283	\$1301	\$1316	\$1335	\$1371	\$1396	\$1416	\$1441	\$1497	\$1538



2328 4 Leg Barstool - Fully Upholstered

COM Yardage: 1.5 Yards

COM	GR1	GR2	GR3	GR4	GR5	GR6	GR7	GR8	GR9	GR10	LEA
\$1367	\$1394	\$1413	\$1431	\$1446	\$1464	\$1501	\$1526	\$1546	\$1571	\$1627	\$1668

OPTIONS

Add upcharge to list price and code to model number

FR	CAL 133 (TB 133) Fire Retardant per yard	\$118	/yd.
MBC	Moisture Barrier Chair	\$84	ea.

SF	Powder Coat Finish	\$63	
CH	Counter Height (24" seat height)	\$37	

DIMENSIONS	Sled Base Barstool	Sled Base Barstool Seat Insert	Sled Base Barstool Fully Upholstered
Inside Width:	18.75"	18.75"	18.65"
Seat Height:	29"	29.5"	29.5"
Seat Depth:	16"	15.25"	15.5"
Overall Depth:	19.125"	19.125"	19.25"
Overall Width:	18.75"	18.75"	18.65"
Overall Height:	34.5"	34.5"	34.75"
Qty./Wt. per carton:	1 ea./11 lbs.	1 ea./11 lbs.	1 ea./11 lbs.



SLED BASE BARSTOOL
FULLY UPHOLSTERED

MODEL / DESCRIPTION / LIST PRICING



2330 Sled Base Barstool - Wood Shell

Chair
\$1062



2332 Sled Base Barstool - Seat Insert

COM Yardage: .75 Yards

COM	GR1	GR2	GR3	GR4	GR5	GR6	GR7	GR8	GR9	GR10	LEA
\$1249	\$1276	\$1294	\$1312	\$1328	\$1346	\$1382	\$1407	\$1427	\$1452	\$1509	\$1549



2334 Sled Base Barstool - Fully Upholstered

COM Yardage: 1.5 Yards

COM	GR1	GR2	GR3	GR4	GR5	GR6	GR7	GR8	GR9	GR10	LEA
\$1379	\$1406	\$1424	\$1442	\$1458	\$1476	\$1512	\$1537	\$1557	\$1582	\$1639	\$1679

OPTIONS

Add upcharge to list price and code to model number

FR	CAL 133 (TB 133) Fire Retardant per yard	\$118	/yd.
MBC	Moisture Barrier Chair	\$84	ea.

SF	Powder Coat Finish	\$63	
----	--------------------	------	--

DIMENSIONS	Cross Wood Leg Barstool	Cross Wood Leg Barstool Seat Insert	Cross Wood Leg Barstool Fully Upholstered
Inside Width:	17.75"	17.75"	18"
Seat Height:	29.5"	30"	30"
Seat Depth:	16"	15.25"	15.5"
Overall Depth:	17.5"	17.5"	18"
Overall Width:	17.75"	17.75"	18"
Overall Height:	34"	34"	34"
Qty./Wt. per carton:	1 ea./13 lbs.	1 ea./13 lbs.	1 ea./13 lbs.



CROSS WOOD LEG BARSTOOL



CROSS WOOD LEG BARSTOOL - FULLY UPHOLSTERED

MODEL / DESCRIPTION / LIST PRICING



2336 Cross Wood Leg Barstool - Wood Shell

Chair
\$1367



2338 Cross Wood Leg Barstool - Seat Insert

COM Yardage: .75 Yards

COM	GR1	GR2	GR3	GR4	GR5	GR6	GR7	GR8	GR9	GR10	LEA
\$1554	\$1581	\$1599	\$1617	\$1633	\$1651	\$1687	\$1712	\$1732	\$1757	\$1814	\$1854



2340 Cross Wood Leg Barstool - Fully Upholstered

COM Yardage: 1.5 Yards

COM	GR1	GR2	GR3	GR4	GR5	GR6	GR7	GR8	GR9	GR10	LEA
\$1684	\$1711	\$1729	\$1747	\$1763	\$1781	\$1817	\$1842	\$1862	\$1887	\$1944	\$1984

OPTIONS

Add upcharge to list price and code to model number

FR	CAL 133 (TB 133) Fire Retardant per yard	\$118	/yd.
MBC	Moisture Barrier Chair	\$84	ea.

2SO	Shell & Frame Two Stain Option	\$28	
-----	--------------------------------	------	--

KAYDEN

Kayden is a modern and affordable line of chairs that has a high-quality, highly durable frame and features a strong, one piece polypropylene construction. It's a great way to create additional seating in any small space, or to make the most of your café or training room. We offer the Kayden in two different heights and two different base styles. The seat insert is optional, so you can choose how much comfort you want from your chair. Available in several fun colors, there's a Kayden chair to suit your needs!



4 LEG CHAIR

SLED BASE CHAIR
WITH UPHOLSTERED SEAT INSERT

BAR STOOL

4 LEG JR CHAIR
WITH UPHOLSTERED SEAT INSERT

ORDERING INFORMATION

To Order Please Specify:

- 1) Series Name
- 2) Model Number
- 3) Quantity
- 4) Optional Powder Coat Color
- 5) Fabric Grade and Number
- 6) Optional Items

CHAIRS	WEIGHT LIMIT
Metal Legs	350 lbs.

STANDARD BASE FINISHES

- 4-Leg Base:** Polished chrome
- Sled Base:** Polished chrome
- 4 Leg Barstool:** Polished chrome

OPTIONAL BASE FINISHES

- 4-Leg Base:** Standard Powder Coat
- Sled Base:** Standard Powder Coat
- 4 Leg Barstool:** Standard Powder Coat

POLY SHELL COLORS



WHITE PEARL GRAY SAFFRON MINT GREEN CHARCOAL

GENERAL SPECIFICATIONS

Shell

A single piece polypropylene shell, with an underseat cover in charcoal only.

Underseat

Plastic underseat to protect upholstery is standard

Upholstery / Foam

Seat is upholstered over 1" foam. Seat can be upholstered with choice of fabric, vinyl, crypton, leather or approved COM.

Base Details

4-Leg Chair: Frames are made of .71" diameter steel tube 16 guage, with self leveling steel glides.

Sled Base Chair: Frames are made of .44" diameter solid rod steel, comes standard no glides.

4-Leg Barstool: Frames are made of .71" diameter steel tube 16 guage, with self leveling steel glides. Foot rest is made of a .44" diameter solid rod steel.

Stacking

- Sled Base:** all poly ON FLOOR: **6 high**
- Sled Base:** with upholstered seat ON FLOOR: **6 high**
- Sled Base:** all poly ON DOLLY: **15 high**
- Sled Base:** with upholstered seat ON DOLLY: **12 high**
- 4-Leg Base:** all poly ON FLOOR: **5 high**
- 4-Leg Base:** with upholstered seat ON FLOOR: **5 high**
- 4-Leg Base:** all poly ON DOLLY: **12 high**
- 4-Leg Base:** with upholstered seat ON DOLLY: **9 high**
- Bar Stools:** all models ON FLOOR: **4 high**



UNDER SEAT COVER
(COLOR CHARCOAL ONLY)

OPTIONS

- CODE: FR - CAL 133 (TB 133) Fire Retardant.
- CODE: MBC - Moisture Barrier Chair
- CODE: SF - Powder Coat Finish
- CODE: CH - Counter Height (24" seat height)
- CODE: GPG - Clear Plastic Glides (Sled Base)
- CODE: GRG - Poly Glides (4 Leg)



Optional Poly Glides (4 Leg)



Optional Clear Plastic Glides (sled base)

DIMENSIONS	Sled Base	Sled Base Seat Insert	sled base dolly
Seat Width:	18.75"	18.75"	-
Seat Height:	19"	20"	-
Seat Depth:	18.5"	18.5"	-
Overall Depth:	21"	21"	25.75"
Overall Width:	20.38"	20.38"	29.75"
Overall Height:	32.25"	32.25"	22.625"
Qty./Wt. per carton:	3 ea./58 lbs.	3 ea./61 lbs.	1 ea./62 lbs.



SLED BASE



SLED BASE WITH SEAT INSERT

MODEL / DESCRIPTION / LIST PRICING



2450 Sled Base

Chair
\$450



2452 Sled Base - Seat Insert

COM Yardage: .75 Yards

COM	GR1	GR2	GR3	GR4	GR5	GR6	GR7	GR8	GR9	GR10	LEA
\$572	\$601	\$617	\$635	\$651	\$669	\$705	\$730	\$750	\$775	\$832	\$872



2453 Dolly (sled base)

Dolly
\$1354

OPTIONS

Add upcharge to list price and code to model number

FR	CAL 133 (TB 133) Fire Retardant per yard	\$118	/yd.
MBC	Moisture Barrier Chair	\$84	ea.

SF	Powder Coat Finish	\$63	
GPG	Clear Plastic Glides	\$16	

DIMENSIONS	4 Leg Chair	4 Leg Chair Seat Insert	4 Leg dolly
Seat Width:	18.75"	18.75"	-
Seat Height:	19"	20"	-
Seat Depth:	18.5"	18.5"	-
Overall Depth:	21.625"	21.625"	21"
Overall Width:	21.25"	21.25"	20.38"
Overall Height:	32.625"	32.625"	32.25"
Qty./Wt. per carton:	3 ea./46 lbs.	3 ea./49 lbs.	1 ea./62 lbs.



4 LEG CHAIR

MODEL / DESCRIPTION / LIST PRICING



2456 4 Leg Chair

Chair
\$445



2458 4 Leg Chair - Seat Insert

COM Yardage: .75 Yards

COM	GR1	GR2	GR3	GR4	GR5	GR6	GR7	GR8	GR9	GR10	LEA
\$567	\$597	\$612	\$631	\$646	\$664	\$701	\$725	\$746	\$771	\$827	\$868



2454 Dolly (4-leg base)

Dolly
\$1354

OPTIONS

Add upcharge to list price and code to model number

FR	CAL 133 (TB 133) Fire Retardant per yard	\$118	/yd.
MBC	Moisture Barrier Chair	\$84	ea.

SF	Powder Coat Finish	\$63	
GRG	Poly Glides	\$14	

DIMENSIONS	4 Leg Chair	4 Leg Chair Seat Insert
Seat Width:	18.75"	18.75"
Seat Height:	16.25"	17.25"
Seat Depth:	18.5"	18.5"
Overall Depth:	21.25"	21.25"
Overall Width:	21.25"	21.25"
Overall Height:	30"	30"
Qty./Wt. per carton:	3 ea./43 lbs.	3 ea./46 lbs.



JUNIOR 4 LEG - SEAT INSERT

MODEL / DESCRIPTION / LIST PRICING



2456-J 4 Leg Junior Chair

Chair
\$490



2458-J 4 Leg Junior Chair - Seat Insert

COM Yardage: .75 Yards

COM	GR1	GR2	GR3	GR4	GR5	GR6	GR7	GR8	GR9	GR10	LEA
\$612	\$642	\$658	\$676	\$692	\$710	\$746	\$771	\$791	\$816	\$872	\$913

OPTIONS

Add upcharge to list price and code to model number

FR	CAL 133 (TB 133) Fire Retardant per yard	\$118	/yd.
MBC	Moisture Barrier Chair	\$84	ea.

SF	Powder Coat Finish	\$63	
GRG	Poly Glides	\$14	

DIMENSIONS	4-Leg Barstool	4 Leg Barstool Seat Insert
Seat Width:	18.75"	18.75"
Seat Height:	30.5"	31.5"
Seat Depth:	18.5"	18.5"
Overall Depth:	22.5"	22.5"
Overall Width:	22.5"	22.5"
Overall Height:	44.25"	44.25"
Qty./Wt. per carton:	2 ea./48 lbs.	2 ea./50 lbs.



4 LEG BARSTOOL



4 LEG BARSTOOL SEAT INSERT

MODEL / DESCRIPTION / LIST PRICING



2460 4 Leg Barstool

Chair
\$676



2462 4 Leg Barstool - Seat Insert

COM Yardage: .75 Yards

COM	GR1	GR2	GR3	GR4	GR5	GR6	GR7	GR8	GR9	GR10	LEA
\$798	\$827	\$843	\$861	\$877	\$895	\$931	\$956	\$976	\$1001	\$1058	\$1098

OPTIONS

Add upcharge to list price and code to model number

FR	CAL 133 (TB 133) Fire Retardant per yard	\$118	/yd.
MBC	Moisture Barrier Chair	\$84	ea.
SF	Powder Coat Finish	\$76	

CH	Counter Height (24" seat height)	\$37	
GRG	Poly Glides	\$14	



COMPLEMENTED WITH TRENO TABLES

LAGUNA TABLE OF CONTENTS

Laguna Specifications	2
Laguna Standard Back vs Inset Back	3
Laguna Banquettes Options	4
Laguna Banquettes Pricing	5
Laguna Banquettes Privacy Panels	6
Laguna Modular Options	7
Laguna Modular Pricing	9
Laguna Modular Privacy Panels	13
Laguna Modular Arms	17
Laguna Modular Quattro Pricing	21
Laguna Lounge Options	22
Laguna Lounge Pricing	23
Laguna Lounge Hideout Pricing	24
Laguna Bolster & Pillows	26
Laguna Bench Pricing	27
Laguna Ottomans Pricing	28
Laguna Tables	32
Laguna Configurations	36

LAGUNA

The Laguna collection consists of variety of pieces that comprise of banquettes, modular units, lounges, benches, ottomans and tables. A very versatile lounge and modular system that will enhance any space or public environment with numerous options to customize the look. Laguna allows for private seating arrangements using our Hideout lounge or privacy panels on the modular units. Great for common areas, cafes and lobbies with an array of options and finishes for a truly American visionary design.



BANQUETTES



MODULAR



MODULAR - QUATTRO



LOUNGE - HIDEOUT



LOUNGE



BENCH



OTTOMAN



OCCASIONAL TABLE

ORDERING INFORMATION

- 1) Series Name
- 2) Model Number
- 3) Quantity
- 4) Fabric Grade and Number
- 5) Powder Coat Color for legs
- 6) Panel Laminate/Edge Selection
- 7) Optional Items
- 8) Optional Wood Stain Color

SOFT SEATING	WEIGHT LIMIT
1 Seat	500 lbs.
2 Seat	1000 lbs.
3 Seat	1500 lbs.

STANDARD BASE FINISHES

Legs: Standard Powder Coat

STANDARD POWDER COAT METAL LEG



GENERAL SPECIFICATIONS

Frame Construction

- Multi-ply hardwood
- Tongue and groove construction nailed and glued

Seat/Foam

- No-sag springs w/ helicoil attachment
- High resiliency foam construction throughout
- All foam bonded to frame

Upholstery

Seat and back are covered in choice of fabric, vinyl, crypton, leather or COM. ERG uses only water based glues and adhesives in our upholstery process.

Legs

- 8" tall, 1.5" diameter fabricated steel angeled legs
- Sand blasted prior to paint for maximum color adhesion
- Includes factory installed adjustable glides

Note for Edge of privacy panels:

- Straight panels: available with 3MM PVC or laminate self edge. Select from any of our 3MM PVC edges in solid or wood tone, no custom colors available.
- Curved panels: will only able available with laminate self edge.
- Both straight and curved panels: when combining straight panels and curved panels, ONLY self edge is available.


STANDARD BACK

OPTIONAL INSET BACK

BACK IS INSET 2" ON EACH SIDE



STRAIGHT UNIT



OUTSIDE CURVE



INSIDE CURVE



STRAIGHT PRIVACY
PANEL



OPTIONS

- CODE: FR - CAL 133 (TB 133) Fire Retardant
- CODE: MB - Moisture Barrier (up to 60" overall width)
- CODE: MB60 - Moisture Barrier (over 60" overall width)
- CODE: PC - Polished Chrome Legs
- CODE: WDL - Metal/Wood Legs. (Specify powder coat and wood color)
- CODE: WDL-C - Chrome/Wood Legs. (Specify wood color)
- CODE: 2FO - Two Fabric Option
- CODE: 3FO - Three Fabric Option
- CODE: GD1 - Ratchet Ganging Device for Soft Seating
- CODE: ISB - Inset Back

Note: Factory installed power/data available, see accessories online under the 'Products' tab.



SHOWN WITH 3FORM ACRYLIC PRIVACY PANEL, POWER/DATA AND METAL/WOOD LEGS

Laguna Leg Options



2 TONE FABRIC

OPTIONAL METAL/WOOD LEG
CODE: WDL



OPTIONAL CHROME LEG
CODE: PC



OPTIONAL CHROME/WOOD LEG
CODE: WDL-C



DIMENSIONS	48" Straight	60" Straight	72" Straight	Corner Unit
Seat Depth:	21"	21"	21"	21"
Seat Width:	48"	60"	72"	21"
Seat Height:	18"	18"	18"	18"
Overall Depth:	27"	27"	27"	27"
Overall Width:	48"	60"	72"	27"
Overall Height:	30"	30"	30"	30"
Qty./Wt.:	1 ea./75 lbs.	1 ea./90 lbs.	1 ea./110 lbs.	1 ea./58 lbs.



60" W STRAIGHT UNIT

MODEL / DESCRIPTION / LIST PRICING



1206 48" W Straight (4 legs)

COM Yardage: Total: 5.25 Yds. / Back: 2.5 Yds. / Seat: 2.75 Yds.

COM	GR1	GR2	GR3	GR4	GR5	GR6	GR7	GR8	GR9	GR10	LEA
\$3111	\$3294	\$3475	\$3657	\$3836	\$4019	\$4200	\$4382	\$4564	\$4744	\$4928	\$5102



1208 60" W Straight (4 legs)

COM Yardage: Total: 6.5 Yds. / Back: 3 Yds. / Seat: 3.5 Yds.

COM	GR1	GR2	GR3	GR4	GR5	GR6	GR7	GR8	GR9	GR10	LEA
\$4037	\$4267	\$4445	\$4626	\$4808	\$4990	\$5171	\$5354	\$5532	\$5717	\$5899	\$6071



1210 72" W Straight (6 legs)

COM Yardage: Total: 7.5 Yds. / Back: 3.5 Yds. / Seat: 4 Yds.

COM	GR1	GR2	GR3	GR4	GR5	GR6	GR7	GR8	GR9	GR10	LEA
\$4519	\$4744	\$4928	\$5108	\$5290	\$5471	\$5652	\$5833	\$6016	\$6196	\$6380	\$6553



1211 Corner Unit (4 Legs)

COM Yardage: Total: 4.25 Yds. / Back: 2 Yds. / Seat: 2.25 Yds.

COM	GR1	GR2	GR3	GR4	GR5	GR6	GR7	GR8	GR9	GR10	LEA
\$3109	\$3276	\$3430	\$3592	\$3745	\$3912	\$4077	\$4244	\$4409	\$4577	\$4741	\$4916

Note: For back-to-back applications please order two units.

OPTIONS

Add upcharge to list price and code to model number

FR	CAL 133 (TB 133) Fire Retardant per yard	\$118	/yd.
MB	Moisture Barrier (up to 60" overall width)	\$164	ea.
MB60	Moisture Barrier (over 60" overall width)	\$262	ea.
WDL	Metal/Wood Legs	\$45	ea.
WDL-C	Chrome/Wood Legs	\$79	ea.

PC	Polished Chrome Legs	\$45	ea.
2FO	Two Fabric Option	\$131	
GD1	Ratchet Ganging Device for Soft Seating	\$107	per pair
ISB	Inset Back (Add to Standard Unit)	\$66	

PRIVACY PANELS ONLY

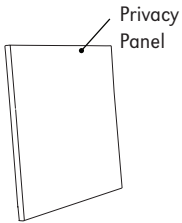
DIMENSIONS	48" Wide Privacy Panel	60" Wide Privacy Panel	72" Wide Privacy Panel
Panel Depth:	1"	1"	1"
Panel Width:	48"	60"	72"
Panel Height:	48"	48"	48"
Qty./Approx Wt.:	1 ea./100 lbs.	1 ea./110 lbs.	1 ea./120 lbs.



1/2" THICK ACRYLIC
PRIVACY PANELS AVAILABLE

LAGUNA BANQUETTE
WITH PRIVACY PANEL

MODEL / DESCRIPTION / LIST PRICING



1206P 48" W Privacy Panel

COM Yardage: Total: 3 Yds. (Please allow extra fabric for repeat design.)

COM	GR1	GR2	GR3	GR4	GR5	GR6	GR7	GR8	GR9	GR10	LEA
\$1354	\$1449	\$1505	\$1567	\$1628	\$1694	\$1761	\$1831	\$1905	\$1981	\$2059	\$2434
LAMINATE			VENEER			ACRYLIC					
\$1325			\$2414			CALL					

1208P 60" W Privacy Panel

COM Yardage: Total: 4 Yds. (Please allow extra fabric for repeat design.)

COM	GR1	GR2	GR3	GR4	GR5	GR6	GR7	GR8	GR9	GR10	LEA
\$1785	\$1911	\$1985	\$2065	\$2148	\$2233	\$2320	\$2417	\$2512	\$2613	\$2718	\$3214
LAMINATE			VENEER			ACRYLIC					
\$1735			\$3105			CALL					

1210P 72" W Privacy Panel

COM Yardage: Total: 5 Yds. (Please allow extra fabric for repeat design.)

COM	GR1	GR2	GR3	GR4	GR5	GR6	GR7	GR8	GR9	GR10	LEA
\$2184	\$2338	\$2431	\$2530	\$2630	\$2735	\$2846	\$2959	\$3077	\$3199	\$3326	\$3934
LAMINATE			VENEER			ACRYLIC					
\$2107			\$3645			CALL					

Note for Edge of privacy panels:

- Straight panels: available with 3MM PVC or laminate self edge.
Select from any of our 3MM PVC edges in solid or wood tone, no custom colors available.
- Curved panels: will only be available with laminate self edge.
- Both straight and curved panels: when combining straights and curved, ONLY self edge is available.

OPTIONS

- CODE: FR - CAL 133 (TB 133) Fire Retardant
- CODE: MB - Moisture Barrier (up to 60" overall width)
- CODE: MB60 - Moisture Barrier (over 60" overall width)
- CODE: PC - Polished Chrome Legs
- CODE: WDL - Metal/Wood Legs. (Specify powder coat and wood color)
- CODE: WDL-C - Chrome/Wood Legs. (Specify wood color)
- CODE: CAS2 - 2" Locking Casters - Black
- CODE: CAS3 - 3" Locking Casters - Black
- CODE: 2FO - Two Fabric Option
- CODE: 3FO - Three Fabric Option
- CODE: GD1 - Ratchet Ganging Device for Soft Seating
- CODE: FMG - Floor Mount Glide
- CODE: TABF() - Fixed Post Tablet
(outside, specify (L/R), shape A, B or C)

- CODE: TABFB() - Fixed Blade Tablet
(outside or inside, specify (L/R), shape A, B or C)
- CODE: TABR1() - Removable Tablet (shape A, B or C, left or right arm)
- CODE: TABR2() - Removable Tablet (shape A, B or C, hardware both arms)
- CODE: LAM5 - Non-standard laminate for 5 or less tablets
see options for upcharge
- CODE: SST - Solid Surface Tablet
- CODE: SS5 - Non-standard Solid Surface top for 5 or less tablets
- CODE: BWAC - Wood Arm Cap (Box Arm)
- CODE: WAC - Wood Arm Caps
- CODE: PAC - Poly Arm Caps
- CODE: ISB - Inset Back

Note: Factory installed power/data available, see accessories online under the 'Products' tab.



MODULAR - QUATTRO



CURVED PRIVACY PANEL




60° BACKLESS INSIDE CURVE



30° OUTSIDE CURVE



2 TONE FABRIC



POWER/DATA

Note: Factory installed power/data available, see accessories online under the 'Products' tab.



WOOD ARM CAPS
(BOX ARMS)



WOOD ARM CAPS
(SLIM ARMS)



POLY ARM CAPS
(SLIM ARMS ONLY)

Laguna Leg Options

OPTIONAL METAL/WOOD LEG
CODE: WDL



OPTIONAL CHROME LEG
CODE: PC



OPTIONAL CHROME/WOOD LEG
CODE: WDL-C



TABLET SHAPES

Three Tablet Shapes::

Choose from the three shapes shown and specify; A, B or C and left or right (outside tablet) when ordering.

Example: TABFB(A) Left - this would be a fixed shape A tablet on the left side (when seated).

Laminate Top: Tops are 3/4"

Tablet orders of 5 or less have 4 standard laminate colors:

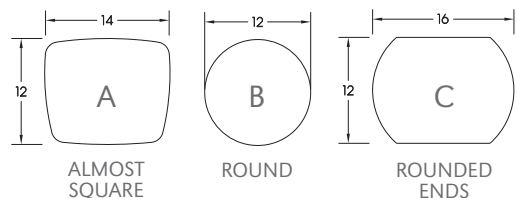
- Wilsonart Black 1595-60
- Wilsonart Montana Walnut 7110K-78
- Formica Brite White 459-58
- Nevamar Silver Alu Metalx MXT003

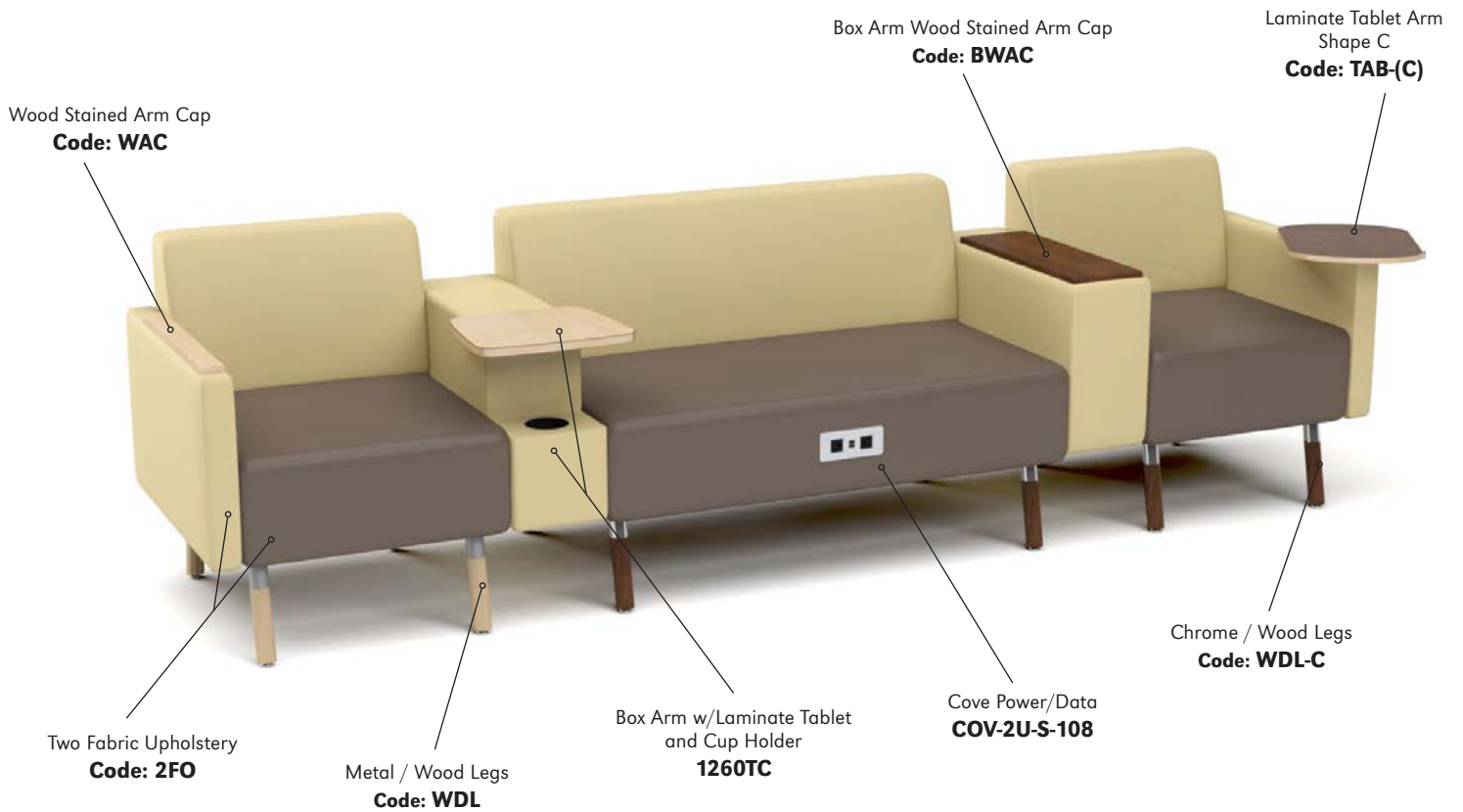
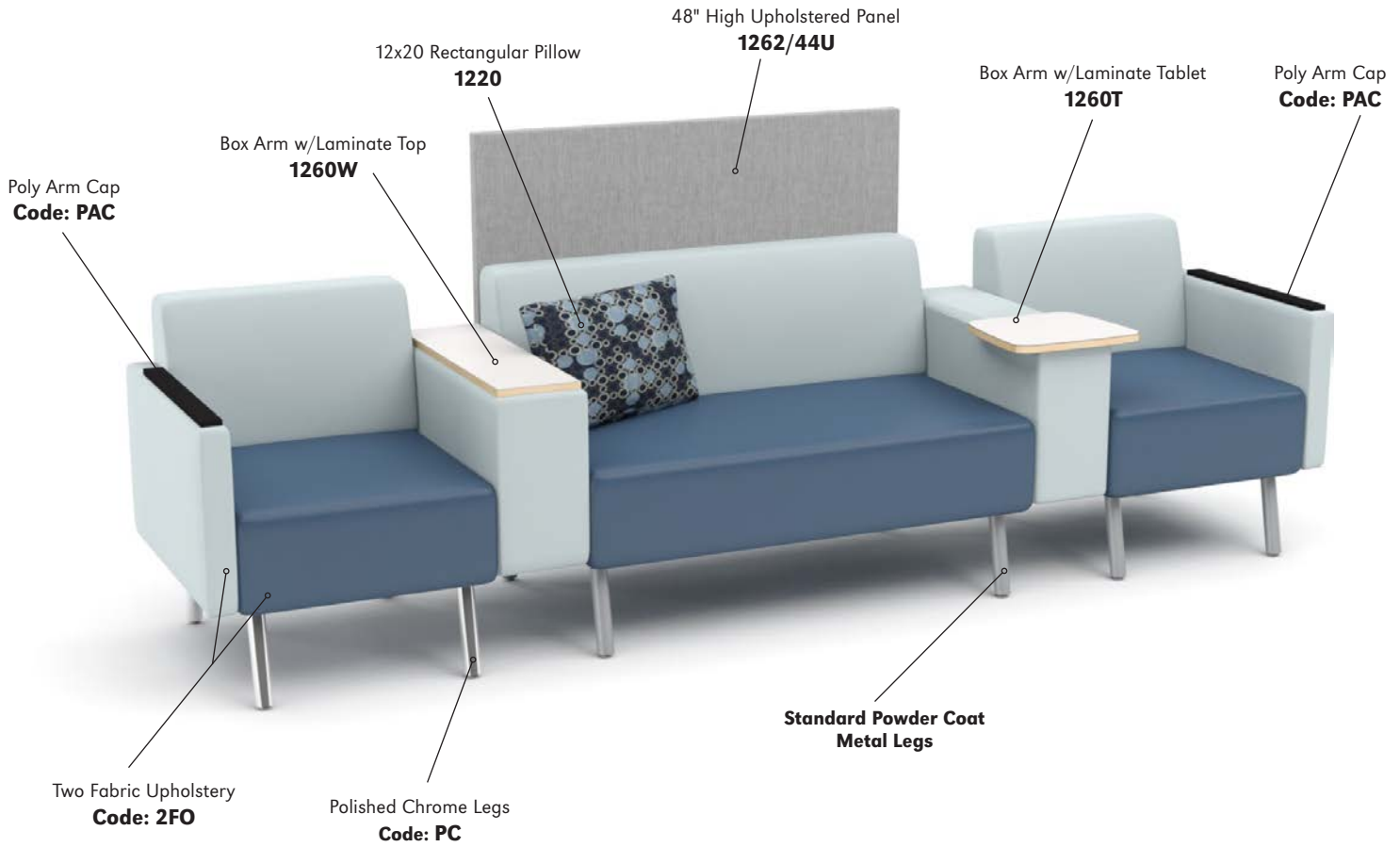
Edge: 6F Multi-Ply

Solid Surface Top:

Tablet orders of 5 or less have 4 standard Corian colors:

- Bone
- Canyon
- Glacier White
- Silver Grey





DIMENSIONS	22" Straight	30" Straight	44" Straight	Corner Unit
Seat Depth:	21"	21"	21"	21"
Seat Width:	22"	30"	44"	21"
Seat Height:	17"	17"	17"	17"
Overall Depth:	27"	27"	27"	27"
Overall Width:	22"	30"	44"	27"
Overall Height:	30"	30"	30"	30"
Qty./Wt.:	1 ea./58 lbs.	1 ea./68 lbs.	1 ea./85 lbs.	1 ea./58 lbs.



STRAIGHT UNIT WITH OPTIONAL METAL/WOOD LEGS



CORNER UNIT WITH OPTIONAL METAL/WOOD LEGS

MODEL / DESCRIPTION / LIST PRICING



1200 22" W Straight Units (4 Legs)

COM Yardage: Total: 3 Yds. / Back: 1.5 Yds. / Seat: 1.5 Yds.

COM	GR1	GR2	GR3	GR4	GR5	GR6	GR7	GR8	GR9	GR10	LEA
\$1852	\$1956	\$2063	\$2184	\$2291	\$2410	\$2532	\$2653	\$2774	\$2894	\$3016	\$3190



1202 30" W Straight Units (4 Legs)

COM Yardage: Total: 4 Yds. / Back: 1.75 Yds. / Seat: 2.25 Yds.

COM	GR1	GR2	GR3	GR4	GR5	GR6	GR7	GR8	GR9	GR10	LEA
\$2157	\$2285	\$2420	\$2573	\$2709	\$2860	\$3011	\$3162	\$3313	\$3463	\$3647	\$3819



1204 44" W Straight Units (4 Legs)

COM Yardage: Total: 4.5 Yds. / Back: 2 Yds. / Seat: 2.5 Yds.

COM	GR1	GR2	GR3	GR4	GR5	GR6	GR7	GR8	GR9	GR10	LEA
\$3022	\$3202	\$3384	\$3566	\$3747	\$3930	\$4111	\$4292	\$4474	\$4654	\$4836	\$5012



1218 Corner Unit (4 Legs)

COM Yardage: Total: 4.25 Yds. / Back: 2 Yds. / Seat: 2.25 Yds.

COM	GR1	GR2	GR3	GR4	GR5	GR6	GR7	GR8	GR9	GR10	LEA
\$3109	\$3276	\$3430	\$3592	\$3745	\$3912	\$4077	\$4244	\$4409	\$4577	\$4741	\$4916

OPTIONS

Add upcharge to list price and code to model number

FR	CAL 133 (TB 133) Fire Retardant per yard	\$118	/yd.	GD1	Ratchet Ganging Device for Soft Seating	\$107	per pair
MB	Moisture Barrier (up to 60" overall width)	\$164	ea.	TABFB-(_)	Fixed Blade Tablet (outside or inside, specify (L/R), shape A, B or C)	\$593	ea. tablet
WDL	Metal/Wood Legs	\$45	ea.	LAM5	Non-standard laminate (5 tablets or less)	\$554	ea. tablet
WDL-C	Chrome/Wood Legs	\$79	ea.	SST	Solid Surface Tablet Arm - add to tablet option	\$271	ea. tablet
PC	Polished Chrome Legs	\$45	ea.	SS5	Non-standard Solid Surface (5 tablets or less)	Call For Quote	
2FO	Two Fabric Option	\$131		ISB	Inset Back (Add to Standard Unit)	\$66	

DIMENSIONS	30° Inside Curve	30° Outside Curve
Seat Depth:	21"	21"
Seat Width:	17"	31"
Seat Height:	17"	17"
Overall Depth:	27"/28"	27"/28"
Overall Width:	17"/31"	17"/31"
Overall Height:	30"	30"
Qty./Wt.:	1 ea./58 lbs.	1 ea./68 lbs.



INSIDE CURVE UNIT WITH
OPTIONAL METAL/WOOD LEGS

MODEL / DESCRIPTION / LIST PRICING



1212 Inside 30° Curve Unit (4 Legs)

COM Yardage: Total: 4 Yds. / Back: 2 Yds. / Seat: 2 Yds.

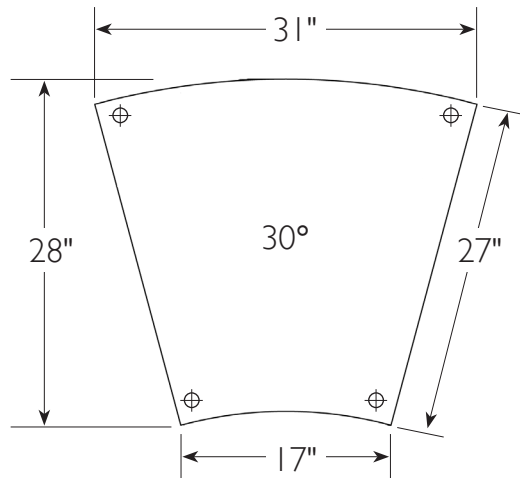
COM	GR1	GR2	GR3	GR4	GR5	GR6	GR7	GR8	GR9	GR10	LEA
\$1861	\$1962	\$2062	\$2175	\$2277	\$2391	\$2504	\$2617	\$2731	\$2848	\$2961	\$3124



1213 Outside 30° Curve Unit (4 Legs)

COM Yardage: Total: 3.5 Yds. / Back: 1.5 Yds. / Seat: 2 Yds.

COM	GR1	GR2	GR3	GR4	GR5	GR6	GR7	GR8	GR9	GR10	LEA
\$1968	\$2083	\$2183	\$2297	\$2398	\$2510	\$2625	\$2739	\$2853	\$2966	\$3082	\$3246



OPTIONS

Add upcharge to list price and code to model number

FR	CAL 133 (TB 133) Fire Retardant per yard	\$118	/yd.	GD1	Ratchet Ganging Device for Soft Seating	\$107	per pair
MB	Moisture Barrier (up to 60" overall width)	\$164	ea.	TABFB(-)	Fixed Blade Tablet (outside or inside, specify (L/R), shape A, B or C)	\$593	ea. tablet
WDL	Metal/Wood Legs	\$45	ea.	LAM5	Non-standard laminate (5 tablets or less)	\$554	ea. tablet
WDL-C	Chrome/Wood Legs	\$79	ea.	SST	Solid Surface Tablet Arm - add to tablet option	\$271	ea. tablet
PC	Polished Chrome Legs	\$45	ea.	SS5	Non-standard Solid Surface (5 tablets or less)	Call For Quote	
2FO	Two Fabric Option	\$131		ISB	Inset Back (Add to Standard Unit)	\$66	

DIMENSIONS	45° Inside Curve	45° Outside Curve
Seat Depth:	21"	21"
Seat Width:	25"	46"
Seat Height:	17"	17"
Overall Depth:	27"/29.5"	27"/29.5"
Overall Width:	25.25"/46"	25.25"/46"
Overall Height:	30"	30"
Qty./Wt.:	1 ea./58 lbs.	1 ea./68 lbs.



INSIDE CURVE UNIT WITH
OPTIONAL METAL/WOOD LEGS

MODEL / DESCRIPTION / LIST PRICING



1214 Inside 45° Curve (4 Legs)

COM Yardage: Total: 5.5 Yds. / Back: 2.5 Yds. / Seat: 3 Yds.

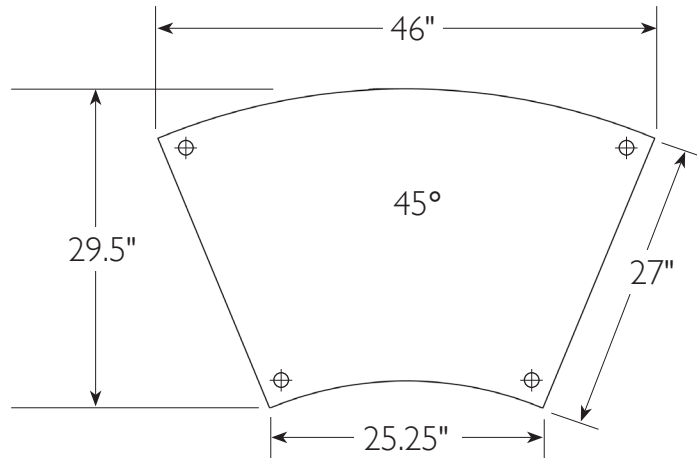
COM	GR1	GR2	GR3	GR4	GR5	GR6	GR7	GR8	GR9	GR10	LEA
\$2921	\$3075	\$3224	\$3391	\$3543	\$3708	\$3875	\$4040	\$4207	\$4373	\$4539	\$4714



1215 Outside 45° Curve (4 Legs)

COM Yardage: Total: 5.25 Yds. / Back: 2.25 Yds. / Seat: 3 Yds.

COM	GR1	GR2	GR3	GR4	GR5	GR6	GR7	GR8	GR9	GR10	LEA
\$3258	\$3410	\$3562	\$3728	\$3878	\$4047	\$4213	\$4379	\$4543	\$4711	\$4877	\$5051



OPTIONS

Add upcharge to list price and code to model number

FR	CAL 133 (TB 133) Fire Retardant per yard	\$118	/yd.	GD1	Ratchet Ganging Device for Soft Seating	\$107	per pair
MB	Moisture Barrier (up to 60" overall width)	\$164	ea.	TABFB(-)	Fixed Blade Tablet (outside or inside, specify (L/R), shape A, B or C)	\$593	ea. tablet
WDL	Metal/Wood Legs	\$45	ea.	LAM5	Non-standard laminate (5 tablets or less)	\$554	ea. tablet
WDL-C	Chrome/Wood Legs	\$79	ea.	SST	Solid Surface Tablet Arm - add to tablet option	\$271	ea. tablet
PC	Polished Chrome Legs	\$45	ea.	SS5	Non-standard Solid Surface (5 tablets or less)	Call For Quote	
2FO	Two Fabric Option	\$131		ISB	Inset Back (Add to Standard Unit)	\$66	

DIMENSIONS	60° Inside Curve	60° Outside Curve
Seat Depth:	21"	21"
Seat Width:	33"	60"
Seat Height:	17"	17"
Overall Depth:	27"/31.5"	27"/31.5"
Overall Width:	33"/60"	33"/60"
Overall Height:	30"	30"
Qty./Wt.:	1 ea./58 lbs.	1 ea./68 lbs.



INSIDE CURVE UNIT WITH
OPTIONAL METAL/WOOD LEGS

MODEL / DESCRIPTION / LIST PRICING



1216 Inside 60° Curve (5 legs)

COM Yardage: Total: 7 Yds. / Back: 3 Yds. / Seat: 4 Yds.

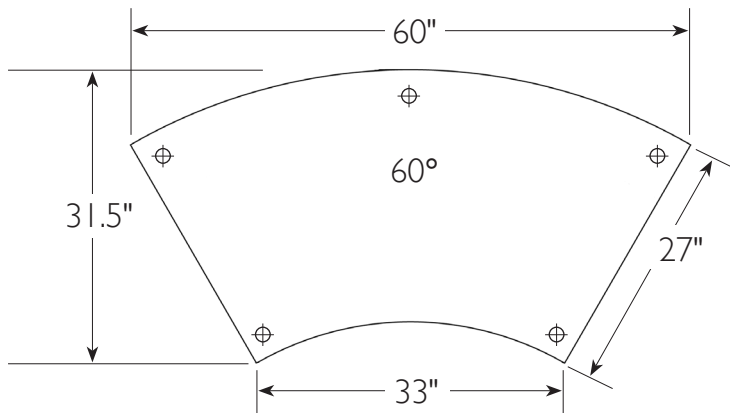
COM	GR1	GR2	GR3	GR4	GR5	GR6	GR7	GR8	GR9	GR10	LEA
\$3113	\$3267	\$3416	\$3583	\$3736	\$3901	\$4068	\$4234	\$4402	\$4566	\$4735	\$4908



1217 Outside 60° Curve (5 legs)

COM Yardage: Total: 6.5 Yds. / Back: 2.5 Yds. / Seat: 4 Yds.

COM	GR1	GR2	GR3	GR4	GR5	GR6	GR7	GR8	GR9	GR10	LEA
\$3288	\$3456	\$3607	\$3771	\$3921	\$4088	\$4253	\$4421	\$4587	\$4754	\$4919	\$5095



OPTIONS

Add upcharge to list price and code to model number

FR	CAL 133 (TB 133) Fire Retardant per yard	\$118	/yd.	GD1	Ratchet Ganging Device for Soft Seating	\$107	per pair
MB	Moisture Barrier (up to 60" overall width)	\$164	ea.	TABFB(-)	Fixed Blade Tablet (outside or inside, specify (L/R), shape A, B or C)	\$593	ea. tablet
WDL	Metal/Wood Legs	\$45	ea.	LAM5	Non-standard laminate (5 tablets or less)	\$554	ea. tablet
WDL-C	Chrome/Wood Legs	\$79	ea.	SST	Solid Surface Tablet Arm - add to tablet option	\$271	ea. tablet
PC	Polished Chrome Legs	\$45	ea.	SS5	Non-standard Solid Surface (5 tablets or less)	Call For Quote	
2FO	Two Fabric Option	\$131		ISB	Inset Back (Add to Standard Unit)	\$66	

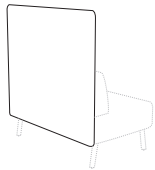
DIMENSIONS	Straight Panel	Straight Panel	Straight Panel
Panel Depth:	1"	1"	1"
Overall Width:	22"	30"	44"
Overall Height:	48"	48"	48"
Qty./Approx Wt.:	1 ea./100 lbs.	1 ea./110 lbs.	1 ea./120 lbs.

Note: For Laminate or Acrylic, please call for quote.



STRAIGHT PRIVACY PANEL

MODEL / DESCRIPTION / LIST PRICING



1262/22U	22" Straight Panel - Upholstered										COM Yardage - Panel: 1.5 Yds.
COM	GR1	GR2	GR3	GR4	GR5	GR6	GR7	GR8	GR9	GR10	LEA
\$888	\$950	\$991	\$1031	\$1071	\$1113	\$1159	\$1203	\$1251	\$1301	\$1355	\$1603
1262/30U	30" Straight Panel - Upholstered										COM Yardage - Panel: 2 Yds.
COM	GR1	GR2	GR3	GR4	GR5	GR6	GR7	GR8	GR9	GR10	LEA
\$1103	\$1179	\$1226	\$1272	\$1328	\$1377	\$1434	\$1492	\$1550	\$1611	\$1677	\$1981
1262/44U	44" Straight Panel - Upholstered										COM Yardage - Panel: 2.5 Yds.
COM	GR1	GR2	GR3	GR4	GR5	GR6	GR7	GR8	GR9	GR10	LEA
\$1266	\$1355	\$1407	\$1466	\$1522	\$1585	\$1648	\$1714	\$1783	\$1854	\$1929	\$2278

OPTIONS

Add upcharge to list price and code to model number

FR	CAL 133 (TB 133) Fire Retardant per yard	\$118	/yd.	2FO	Two Fabric Option	\$131	
----	--	-------	------	-----	-------------------	-------	--

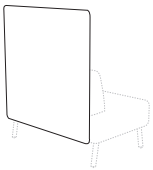
DIMENSIONS	Inset Straight Panel	Inset Straight Panel	Inset Straight Panel
Panel Depth:	1"	1"	1"
Overall Width:	18"	26"	40"
Overall Height:	48"	48"	48"
Qty./Approx Wt.:	1 ea./100 lbs.	1 ea./110 lbs.	1 ea./120 lbs.

Note: Upholstered panels are 1.0" thick.
For Laminate or Acrylic, please call for quote.



INSET STRAIGHT PRIVACY PANEL

MODEL / DESCRIPTION / LIST PRICING



1263/18U		Inset 18" Inset Straight Panel - Upholstered										COM Yardage - Panel: 1.5 Yds.
COM	GR1	GR2	GR3	GR4	GR5	GR6	GR7	GR8	GR9	GR10	LEA	
\$970	\$1031	\$1068	\$1109	\$1149	\$1192	\$1237	\$1283	\$1330	\$1379	\$1433	\$1679	
1263/26U		Inset 26" Inset Straight Panel - Upholstered										COM Yardage - Panel: 2 Yds.
COM	GR1	GR2	GR3	GR4	GR5	GR6	GR7	GR8	GR9	GR10	LEA	
\$1179	\$1257	\$1305	\$1351	\$1405	\$1454	\$1511	\$1570	\$1628	\$1690	\$1756	\$2059	
1263/40U		Inset 40" Inset Straight Panel - Upholstered										COM Yardage - Panel: 2.5 Yds.
COM	GR1	GR2	GR3	GR4	GR5	GR6	GR7	GR8	GR9	GR10	LEA	
\$1344	\$1433	\$1486	\$1542	\$1601	\$1662	\$1724	\$1793	\$1861	\$1932	\$2007	\$2355	

OPTIONS

Add upcharge to list price and code to model number

FR	CAL 133 (TB 133) Fire Retardant per yard	\$118	/yd.	2FO	Two Fabric Option	\$131	
----	--	-------	------	-----	-------------------	-------	--

DIMENSIONS	Inside Curve Panel	Inside Curve Panel	Inside Curve Panel
Panel Depth:	1"	1"	1"
Overall Width:	31"	46"	60"
Overall Height:	48"	48"	48"
Qty./Approx Wt.:	1 ea./100 lbs.	1 ea./110 lbs.	1 ea./120 lbs.

DIMENSIONS	Outside Curve Panel	Outside Curve Panel	Outside Curve Panel
Panel Depth:	1"	1"	1"
Overall Width:	17"	25"	33"
Overall Height:	48"	48"	48"
Qty./Approx Wt.:	1 ea./100 lbs.	1 ea./110 lbs.	1 ea./120 lbs.



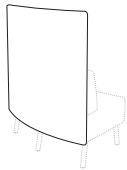
45° INSIDE CURVE PRIVACY PANEL



45° OUTSIDE CURVE PANEL

Note: Upholstered panels are 1.0" thick.
For Laminate or Acrylic, please call for quote.

MODEL / DESCRIPTION / LIST PRICING



1270/30U 30° Inside Curve Panel - Upholstered COM Yardage - Panel: 2 Yds.


COM	GR1	GR2	GR3	GR4	GR5	GR6	GR7	GR8	GR9	GR10	LEA
\$1653	\$1765	\$1834	\$1911	\$1988	\$2066	\$2149	\$2234	\$2326	\$2417	\$2513	\$2973

1270/45U 45° Inside Curve Panel - Upholstered COM Yardage - Panel: 3 Yds.

COM	GR1	GR2	GR3	GR4	GR5	GR6	GR7	GR8	GR9	GR10	LEA
\$1901	\$2034	\$2112	\$2196	\$2286	\$2378	\$2474	\$2572	\$2674	\$2781	\$2889	\$3418

1270/60U 60° Inside Curve Panel - Upholstered COM Yardage - Panel: 4 Yds.

COM	GR1	GR2	GR3	GR4	GR5	GR6	GR7	GR8	GR9	GR10	LEA
\$2965	\$3172	\$3300	\$3433	\$3567	\$3711	\$3858	\$4015	\$4173	\$4343	\$4515	\$5338



1272/30U 30° Outside Curve Panel - Upholstered COM Yardage - Panel: 2 Yds.

COM	GR1	GR2	GR3	GR4	GR5	GR6	GR7	GR8	GR9	GR10	LEA
\$1405	\$1501	\$1561	\$1624	\$1689	\$1758	\$1828	\$1901	\$1976	\$2054	\$2137	\$2528

1272/45U 45° Outside Curve Panel - Upholstered COM Yardage - Panel: 3 Yds.

COM	GR1	GR2	GR3	GR4	GR5	GR6	GR7	GR8	GR9	GR10	LEA
\$1615	\$1728	\$1797	\$1866	\$1946	\$2019	\$2104	\$2184	\$2270	\$2364	\$2454	\$2904

1272/60U 60° Outside Curve Panel - Upholstered COM Yardage - Panel: 4 Yds.

COM	GR1	GR2	GR3	GR4	GR5	GR6	GR7	GR8	GR9	GR10	LEA
\$2519	\$2695	\$2805	\$2918	\$3034	\$3153	\$3282	\$3414	\$3548	\$3688	\$3841	\$4535

OPTIONS

Add upcharge to list price and code to model number

FR	CAL 133 (TB 133) Fire Retardant per yard	\$118	/yd.	2FO	Two Fabric Option	\$131	
----	--	-------	------	-----	-------------------	-------	--

DIMENSIONS	Inset Inside Curve Panel	Inset Inside Curve Panel	Inset Inside Curve Panel
Panel Depth:	1"	1"	1"
Overall Width:	27"	42"	56"
Overall Height:	48"	48"	48"
Qty./Wt.:	1 ea./100 lbs.	1 ea./110 lbs.	1 ea./120 lbs.

DIMENSIONS	Inset Outside Curve Panel	Inset Outside Curve Panel	Inset Outside Curve Panel
Panel Depth:	1"	1"	1"
Overall Width:	13"	21"	29"
Overall Height:	48"	48"	48"
Qty./Wt.:	1 ea./100 lbs.	1 ea./110 lbs.	1 ea./120 lbs.



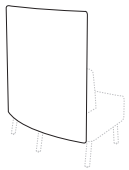
INSET INSIDE CURVE PRIVACY PANEL



INSET OUTSIDE CURVE PRIVACY PANEL

Note: Upholstered panels are 1.0" thick.
For Laminate or Acrylic, please call for quote.

MODEL / DESCRIPTION / LIST PRICING



1271/30U Inset 30° Inside Curve Panel - Upholstered COM Yardage - Panel: 2 Yds.


COM	GR1	GR2	GR3	GR4	GR5	GR6	GR7	GR8	GR9	GR10	LEA
\$1729	\$1844	\$1913	\$1989	\$2062	\$2145	\$2227	\$2313	\$2404	\$2492	\$2592	\$3050

1271/45U Inset 45° Inside Curve Panel - Upholstered COM Yardage - Panel: 3 Yds.

COM	GR1	GR2	GR3	GR4	GR5	GR6	GR7	GR8	GR9	GR10	LEA
\$1976	\$2110	\$2192	\$2275	\$2364	\$2453	\$2552	\$2650	\$2748	\$2858	\$2969	\$3494

1271/60U Inset 60° Inside Curve Panel - Upholstered COM Yardage - Panel: 4 Yds.

COM	GR1	GR2	GR3	GR4	GR5	GR6	GR7	GR8	GR9	GR10	LEA
\$3042	\$3249	\$3375	\$3510	\$3647	\$3788	\$3937	\$4093	\$4251	\$4419	\$4593	\$5415



1273/30U Inset 30° Outside Curve Panel - Upholstered COM Yardage - Panel: 2 Yds.

COM	GR1	GR2	GR3	GR4	GR5	GR6	GR7	GR8	GR9	GR10	LEA
\$1483	\$1577	\$1636	\$1702	\$1765	\$1834	\$1906	\$1976	\$2055	\$2131	\$2216	\$2605

1273/45U Inset 45° Outside Curve Panel - Upholstered COM Yardage - Panel: 3 Yds.

COM	GR1	GR2	GR3	GR4	GR5	GR6	GR7	GR8	GR9	GR10	LEA
\$1693	\$1805	\$1875	\$1946	\$2020	\$2100	\$2180	\$2262	\$2349	\$2442	\$2535	\$2984

1273/60U Inset 60° Outside Curve Panel - Upholstered COM Yardage - Panel: 4 Yds.

COM	GR1	GR2	GR3	GR4	GR5	GR6	GR7	GR8	GR9	GR10	LEA
\$2598	\$2773	\$2882	\$2995	\$3111	\$3232	\$3358	\$3491	\$3626	\$3767	\$3918	\$4614

OPTIONS

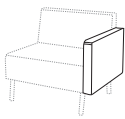
Add upcharge to list price and code to model number

FR	CAL 133 (TB 133) Fire Retardant per yard	\$118	/yd.	2FO	Two Fabric Option	\$131	
----	--	-------	------	-----	-------------------	-------	--

DIMENSIONS	Outside Slim Arm L/R	Center Slim Arm
Overall Depth:	27"	20"
Overall Width:	2.5"	2.5"
Arm Height:	24"	7"
Qty./Wt.:	1 ea./25 lbs.	1 ea./10 lbs.



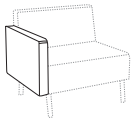
MODEL / DESCRIPTION / LIST PRICING



1259L Left Outside Slim Arm

COM Yardage: Total: 1.5 Yds.

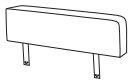
COM	GR1	GR2	GR3	GR4	GR5	GR6	GR7	GR8	GR9	GR10	LEA
\$411	\$441	\$459	\$476	\$495	\$514	\$536	\$557	\$577	\$603	\$626	\$740



1259R Right Outside Slim Arm

COM Yardage: Total: 1.5 Yds.

COM	GR1	GR2	GR3	GR4	GR5	GR6	GR7	GR8	GR9	GR10	LEA
\$411	\$441	\$459	\$476	\$495	\$514	\$536	\$557	\$577	\$603	\$626	\$740



1259C Center Slim Arm

COM Yardage: Total: 1 Yds.

COM	GR1	GR2	GR3	GR4	GR5	GR6	GR7	GR8	GR9	GR10	LEA
\$377	\$445	\$499	\$568	\$619	\$671	\$723	\$773	\$845	\$913	\$982	\$1137

TABLET SHAPES

Three Tablet Shapes::

Choose from the three shapes shown and specify; A, B or C and left or right (outside tablet) when ordering.

Example: TABF-(A) Left - this would be a fixed shape A tablet on the left side (when seated).

Laminate Top: Tops are 3/4"

Tablet orders of 5 or less have 4 standard laminate colors:

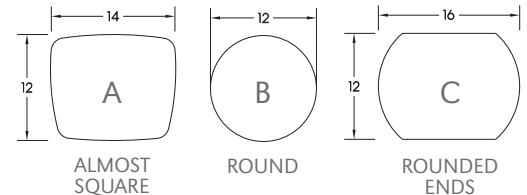
- Wilsonart Black 1595-60
- Wilsonart Montana Walnut 7110K-78
- Formica Brite White 459-58
- Nevamar Silver Alu Metalx MXT003

Edge: 6F Multi-Ply

Solid Surface Top:

Tablet orders of 5 or less have 4 standard Corian colors:

- Bone
- Canyon
- Glacier White
- Silver Grey



OPTIONS

Add upcharge to list price and code to model number

FR	CAL 133 (TB 133) Fire Retardant per yard	\$118	/yd.	TABR2-(L)	Removable Tablet (specify A, B or C both arm openings)	\$893	ea. tablet
WAC	Wood Arm Cap (Slim Arm)	\$116	each	LAM5	Non-standard laminate (5 tablets or less)	\$554	ea. tablet
PAC	Poly Arm Cap - Standard Black/Charcoal (Slim Arm)	\$89	each	SST	Solid Surface Tablet Arm - add to tablet option	\$271	ea. tablet
TAB-(L)	Swivel Tablet (specify A, B or C, left or right arm)	\$653	ea. tablet	SS5	Non-standard Solid Surface (5 tablets or less)	Call For Quote	
TABR1-(L)	Removable Tablet (specify A, B or C, left or right arm)	\$756	ea. tablet				

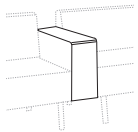
DIMENSIONS	Center Box Arm
Overall Depth:	27"
Overall Width:	8"
Arm Height:	24"
Qty./Wt.:	1 ea./25 lbs.



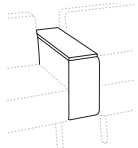
CENTER BOX ARMS

Note: Box arms are only available as center arms

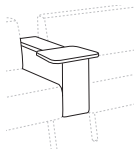
MODEL / DESCRIPTION / LIST PRICING



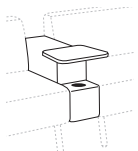
1260C Box Arm		COM Yardage: Total: 2 Yds										
COM	GR1	GR2	GR3	GR4	GR5	GR6	GR7	GR8	GR9	GR10	LEA	
\$502	\$571	\$623	\$692	\$745	\$796	\$848	\$899	\$967	\$1037	\$1106	\$1262	



1260W Box Arm plus Table		COM Yardage: Total: 2 Yds										
COM	GR1	GR2	GR3	GR4	GR5	GR6	GR7	GR8	GR9	GR10	LEA	
\$1045	\$1113	\$1167	\$1235	\$1288	\$1338	\$1390	\$1443	\$1513	\$1581	\$1652	\$1806	



1260T Box Arm plus Fixed Tablet		COM Yardage: Total: 2 Yds										
COM	GR1	GR2	GR3	GR4	GR5	GR6	GR7	GR8	GR9	GR10	LEA	
\$984	\$1053	\$1106	\$1175	\$1228	\$1280	\$1330	\$1383	\$1453	\$1520	\$1589	\$1745	



1260TC Box Arm plus Fixed Tablet plus Cup Holder		COM Yardage: Total: 2 Yds										
COM	GR1	GR2	GR3	GR4	GR5	GR6	GR7	GR8	GR9	GR10	LEA	
\$1399	\$1469	\$1520	\$1589	\$1643	\$1693	\$1745	\$1798	\$1866	\$1937	\$2005	\$2162	

Notes:

• Box arm pricing includes ganging

Laminate Top: Tops are 3/4"

Tablet orders of 5 or less have 4 standard laminate colors:

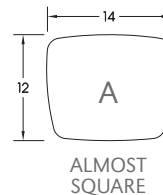
- Wilsonart Black 1595-60
- Wilsonart Montana Walnut 7110K-78
- Formica Brite White 459-58
- Nevamar Silver Alu Metalx MXT003

Edge: 6F Multi-Ply

Solid Surface Top:

Tablet orders of 5 or less have 4 standard Corian colors:

- Bone
- Canyon
- Glacier White
- Silver Grey



Box Arm Cap tablet available in Shape A only and is fixed

OPTIONS

Add upcharge to list price and code to model number

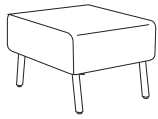
FR	CAL 133 (TB 133) Fire Retardant per yard	\$118	/yd.	LAM5	Non-standard laminate (5 tablets or less)	\$554	ea. tablet
BWAC	Wood Arm Cap (Box Arm)	\$307	ea.	SST	Solid Surface Tablet Arm - add to tablet option	\$271	ea. tablet
				SS5	Non-standard Solid Surface (5 tablets or less)	Call For Quote	

DIMENSIONS	22" Straight	30" Straight	44" Straight
Seat Height:	17"	17"	17"
Overall Depth:	27"	27"	27"
Overall Width:	22"	30"	44"
Qty./Wt.:	1 ea./58 lbs.	1 ea./68 lbs.	1 ea./85 lbs.



44" BACKLESS STRAIGHT UNIT COMPLEMENTED WITH TRENO AND DIXON OCCASIONAL TABLES

MODEL / DESCRIPTION / LIST PRICING



1226 22" W Backless Straight (4 Legs)

COM Yardage: Total: 2 Yds. / Sides: 1 Yds. / Top Front Rear 1 Yds.

COM	GR1	GR2	GR3	GR4	GR5	GR6	GR7	GR8	GR9	GR10	LEA
\$1620	\$1728	\$1832	\$1953	\$2061	\$2182	\$2302	\$2422	\$2544	\$2665	\$2784	\$2959



1228 30" W Backless Straight (4 Legs)

COM Yardage: Total: 2.75 Yds. / Sides: 1 Yds. / Top Front Rear 1.75 Yds.

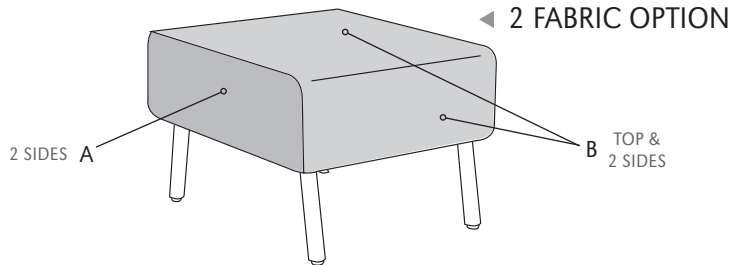
COM	GR1	GR2	GR3	GR4	GR5	GR6	GR7	GR8	GR9	GR10	LEA
\$1920	\$2103	\$2284	\$2466	\$2648	\$2827	\$3009	\$3192	\$3373	\$3555	\$3736	\$3911



1230 44" W Backless Straight (4 Legs)

COM Yardage: Total: 3 Yds. / Sides: 1 Yds. / Top Front Rear 2 Yds.

COM	GR1	GR2	GR3	GR4	GR5	GR6	GR7	GR8	GR9	GR10	LEA
\$2808	\$2990	\$3171	\$3353	\$3532	\$3715	\$3896	\$4078	\$4262	\$4441	\$4623	\$4796



OPTIONS

Add upcharge to list price and code to model number

FR	CAL 133 (TB 133) Fire Retardant per yard	\$118	/yd.	GD1	Ratchet Ganging Device for Soft Seating	\$107	per pair
MB	Moisture Barrier (up to 60" overall width)	\$164	ea.	TABFB(-)	Fixed Blade Tablet (outside or inside, specify (L/R), shape A, B or C)	\$593	ea. tablet
WDL	Metal/Wood Legs	\$45	ea.	LAM5	Non-standard laminate (5 tablets or less)	\$554	ea. tablet
WDL-C	Chrome/Wood Legs	\$79	ea.	SST	Solid Surface Tablet Arm - add to tablet option	\$271	ea. tablet
PC	Polished Chrome Legs	\$45	ea.	SS5	Non-standard Solid Surface (5 tablets or less)	Call For Quote	
2FO	Two Fabric Option	\$131					

DIMENSIONS	30° Curve	45° Curve	60° Curve
Seat Height:	17"	17"	17"
Overall Depth:	27"/28"	27"/29.5"	27"/31.5"
Overall Width:	17"/31"	25.25"/46"	33"/60"
Qty./Wt.:	1 ea./58 lbs.	1 ea./68 lbs.	1 ea./85 lbs.



30° BACKLESS CURVE UNIT

MODEL / DESCRIPTION / LIST PRICING



1232 30° Backless Curve (4 Legs)

COM Yardage: Total: 2.25 Yds. / Sdies: 1 Yds. / Top-Front-Rear: 1.25 Yds

COM	GR1	GR2	GR3	GR4	GR5	GR6	GR7	GR8	GR9	GR10	LEA
\$1700	\$1805	\$1913	\$2033	\$2137	\$2258	\$2380	\$2501	\$2623	\$2744	\$2863	\$3039



1234 45° Backless Curve (4 Legs)

COM Yardage: Total: 3 Yds. / Sdies: 1 Yds. / Top-Front-Rear: 2 Yds

COM	GR1	GR2	GR3	GR4	GR5	GR6	GR7	GR8	GR9	GR10	LEA
\$2466	\$2572	\$2676	\$2798	\$2904	\$3024	\$3146	\$3267	\$3389	\$3508	\$3630	\$3804



1236 60° Backless Curve (5 Legs)

COM Yardage: Total: 4.5 Yds. / Sdies: 1 Yds. / Top-Front-Rear: 3.5 Yds

COM	GR1	GR2	GR3	GR4	GR5	GR6	GR7	GR8	GR9	GR10	LEA
\$2637	\$2744	\$2850	\$2970	\$3077	\$3197	\$3319	\$3440	\$3561	\$3682	\$3802	\$3978


OPTIONS

Add upcharge to list price and code to model number

FR	CAL 133 (TB 133) Fire Retardant per yard	\$118	/yd.
MB	Moisture Barrier (up to 60" overall width)	\$164	ea.
WDL	Metal/Wood Legs	\$45	ea.
WDL-C	Chrome/Wood Legs	\$79	ea.
PC	Polished Chrome Legs	\$45	ea.
2FO	Two Fabric Option	\$131	

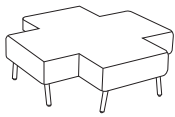
GD1	Ratchet Ganging Device for Soft Seating	\$107	per pair
TABFB(-)	Fixed Blade Tablet (outside or inside, specify (L/R), shape A, B or C)	\$593	ea. tablet
LAM5	Non-standard laminate (5 tablets or less)	\$554	ea. tablet
SST	Solid Surface Tablet Arm - add to tablet option	\$271	ea. tablet
SS5	Non-standard Solid Surface (5 tablets or less)	Call For Quote	

DIMENSIONS	Quattro
Seat Height:	17"
Overall Depth:	54"
Overall Width:	54"
Overall Height:	17"
Seat Depth:	27"
Qty./Wt.:	1 ea./90 lbs.



QUATTRO

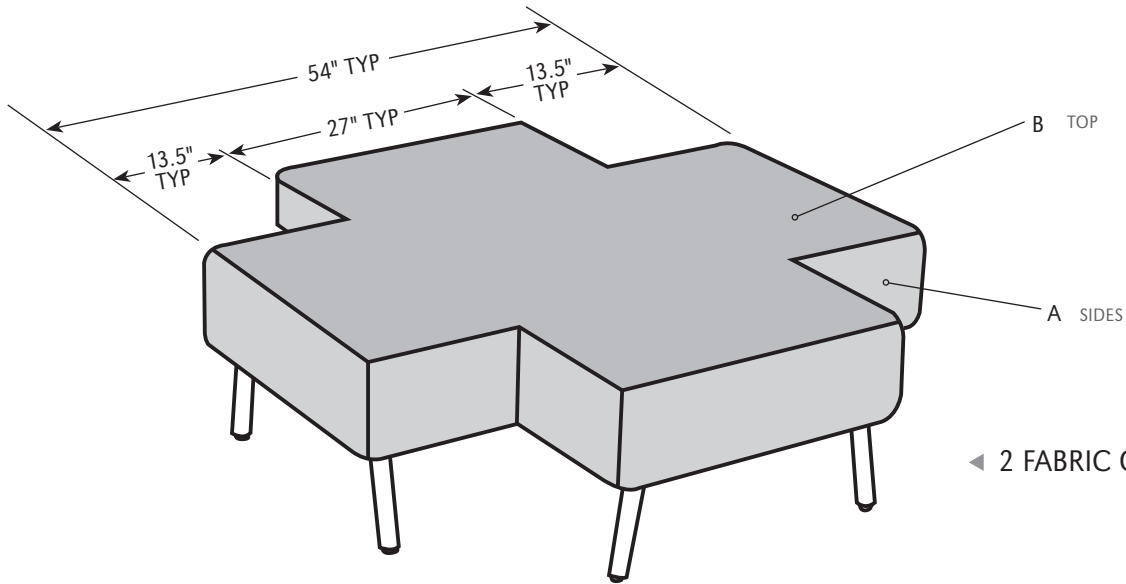
MODEL / DESCRIPTION / LIST PRICING



1225 Quattro (8 Legs)

COM Yardage: Total: 6 Yds. / Top: 3 Yds. / Sides: 3 Yds.

COM	GR1	GR2	GR3	GR4	GR5	GR6	GR7	GR8	GR9	GR10	LEA
\$5546	\$5727	\$5909	\$6090	\$6272	\$6453	\$6635	\$6817	\$6997	\$7180	\$7360	\$7535



◀ 2 FABRIC OPTION

OPTIONS

Add upcharge to list price and code to model number

FR	CAL 133 (TB 133) Fire Retardant per yard	\$118	/yd.	GD1	Ratchet Ganging Device for Soft Seating	\$107	per pair
MB	Moisture Barrier (up to 60" overall width)	\$164	ea.	TABFB(-)	Fixed Blade Tablet (outside or inside, specify (L/R), shape A, B or C)	\$593	ea. tablet
WDL	Metal/Wood Legs	\$45	ea.	LAM5	Non-standard laminate (5 tablets or less)	\$554	ea. tablet
WDL-C	Chrome/Wood Legs	\$79	ea.	SST	Solid Surface Tablet Arm - add to tablet option	\$271	ea. tablet
PC	Polished Chrome Legs	\$45	ea.	SS5	Non-standard Solid Surface (5 tablets or less)	Call For Quote	
2FO	Two Fabric Option	\$131					

Note: Due to it's size, Moisture Barrier is priced at MB60 pricing.

OPTIONS

- CODE: FR - CAL 133 (TB 133) Fire Retardant
- CODE: MB - Moisture Barrier (up to 60" overall width)
- CODE: MB60 - Moisture Barrier (over 60" overall width)
- CODE: PC - Polished Chrome Legs
- CODE: WDL - Metal/Wood Legs. (Specify powder coat and wood color)
- CODE: WDL-C - Chrome/Wood Legs. (Specify wood color)
- CODE: 2FO - Two Fabric Option
- CODE: 3FO - Three Fabric Option
- CODE: PAC-L - Poly Arm Caps
- CODE: WAC-L - Wood Arm Caps
- CODE: BWAC - Wood Arm Caps for Box Arm
- CODE: TAB-(_) - Swivel Tablet (shape A, B or C, left or right arm)
- CODE: TABR1-(_) - Removable Tablet (shape A, B or C, left or right arm)
- CODE: TABR2-(_) - Removable Tablet (shape A, B or C, hardware both arms)
- CODE: LAM5 - Non-standard laminate for 5 or less tablets see options for upcharge
- CODE: SST - Solid Surface Tablet Arm
- CODE: SS5 - Non-standard Solid Surface top for 5 or less tablets

Note: Factory installed power/data available, see accessories online under the 'Products' tab.



SINGLE SEAT LOUNGE WITH OPTIONAL TABLET ARM AND METAL/WOOD LEGS



BARIATRIC LOUNGE

TABLET SHAPES

Three Tablet Shapes::

Choose from the three shapes shown and specify; A, B or C and left or right (outside tablet) when ordering.

Example: TABF-(A) Left - this would be a fixed shape A tablet on the left side (when seated).

Laminate Top: Tops are 3/4"

Tablet orders of 5 or less have 4 standard laminate colors:

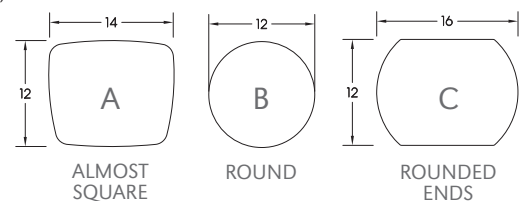
- Wilsonart Black 1595-60
- Wilsonart Montana Walnut 7110K-78
- Formica Brite White 459-58
- Nevamar Silver Alu Metalx MXT003

Edge: 6F Multi-Ply

Solid Surface Top:

Tablet orders of 5 or less have 4 standard Corian colors:

- Bone
- Canyon
- Glacier White
- Silver Grey



DIMENSIONS	22" Straight	30" Straight	44" Straight
Seat Depth:	21"	21"	21"
Seat Width:	22"	30"	44"
Seat Height:	17"	17"	17"
Overall Depth:	27"	27"	27"
Overall Width:	27"	35"	49"
Overall Height:	30"	30"	30"
Qty./Wt.:	1 ea./75 lbs.	1 ea./90 lbs.	1 ea./110 lbs.



TWO SEAT LOUNGE

MODEL / DESCRIPTION / LIST PRICING



1200L Single Seat Lounge

COM Yardage: Total: 5.5 Yds. / Back: 1.5 Yds. / Seat: 1.5 Yds. / Arms 2.5 Yds.


COM	GR1	GR2	GR3	GR4	GR5	GR6	GR7	GR8	GR9	GR10	LEA
\$3111	\$3294	\$3475	\$3657	\$3836	\$4019	\$4200	\$4382	\$4564	\$4744	\$4928	\$5102



1202L Bariatric Lounge

COM Yardage: Total: 6.5 Yds. / Back: 1.75 Yds. / Seat: 2.25 Yds. / Arms 2.5 Yds.

COM	GR1	GR2	GR3	GR4	GR5	GR6	GR7	GR8	GR9	GR10	LEA
\$4037	\$4267	\$4445	\$4626	\$4808	\$4990	\$5171	\$5354	\$5532	\$5717	\$5899	\$6071



1204L Two Seat Lounge

COM Yardage: Total: 7.5 Yds. / Back: 2.5 Yds. / Seat: 2.5 Yds. / Arms 2.5 Yds.

COM	GR1	GR2	GR3	GR4	GR5	GR6	GR7	GR8	GR9	GR10	LEA
\$4519	\$4744	\$4928	\$5108	\$5290	\$5471	\$5652	\$5833	\$6016	\$6196	\$6380	\$6553

OPTIONS

Add upcharge to list price and code to model number

FR	CA133 Fire Retardant per yard	\$118	/yd.	3FO	Three Fabric Option	\$199	
MB	Moisture Barrier (up to 60" overall width)	\$164	ea.	TAB-(_)	Swivel Tablet (specify A, B or C, left or right arm)	\$653	ea. tablet
PAC	Poly Arm Cap - Standard Black/Charcoal (Slim Arm)	\$89	ea.	TABR1-(_)	Removable Tablet (specify A, B or C, left or right arm)	\$756	ea. tablet
WAC	Wood Arm Cap (Slim Arm)	\$116	ea.	TABR2-(_)	Removable Tablet (specify A, B or C both arm openings)	\$893	ea. tablet
WDL	Metal/Wood Legs	\$45	ea.	LAM5	Non-standard laminate (5 tablets or less)	\$554	ea. tablet
WDL-C	Chrome/Wood Legs	\$79	ea.	SST	Solid Surface Tablet Arm - add to tablet option	\$271	ea. tablet
PC	Polished Chrome Legs	\$45	ea.	SS5	Non-standard Solid Surface (5 tablets or less)		Call For Quote
2FO	Two Fabric Option	\$131					

DIMENSIONS	Single Hideout	Two Seat Hideout
Seat Depth:	20"	20"
Seat Width:	30"	44"
Seat Height:	17"	17"
Overall Depth:	28"	28"
Overall Width:	32"	46"
Overall Height:	48"	48"
Qty./Wt.:	1 ea./150 lbs.	1 ea./175 lbs.



TWO SEAT HIDEOUT WITH 22" BOLSTERS
WOOD LEGS AND DIXON LAPTOP TABLE



HIDEOUT PROFILE VIEW

MODEL / DESCRIPTION / LIST PRICING



1222 Single Hideout (4 Legs)

COM Yardage: Seat: 2.75 Yds. / Back: 2 Yds.
Panels Total: 8 Yds. / Outside 4 Yds. / Inside 4 Yds.

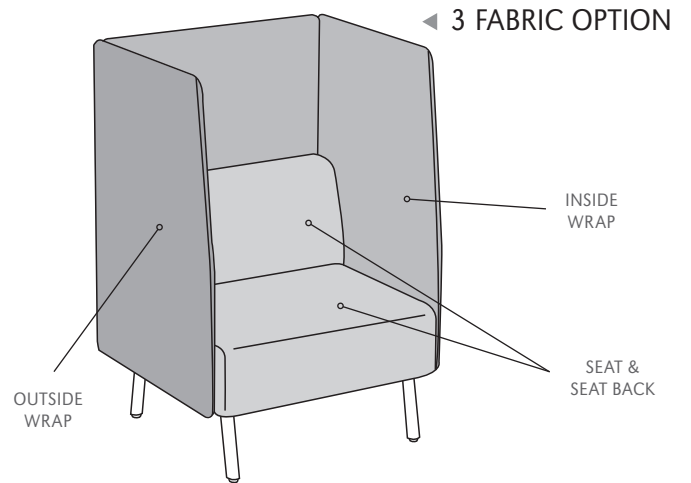
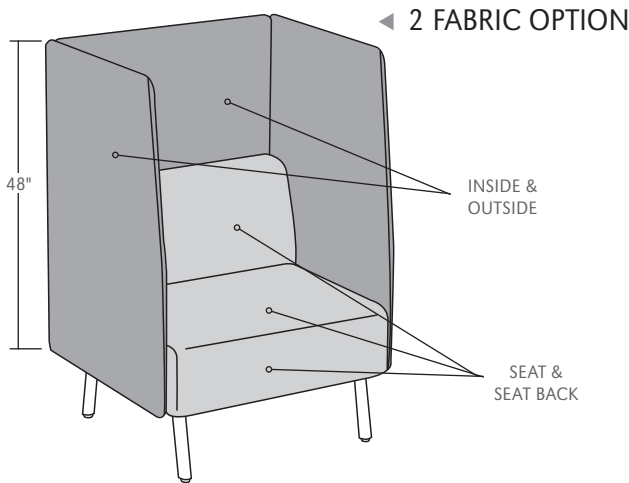
COM	GR1	GR2	GR3	GR4	GR5	GR6	GR7	GR8	GR9	GR10	LEA
\$5382	\$5523	\$5674	\$5838	\$5987	\$6152	\$6318	\$6483	\$6650	\$6816	\$7015	\$7206



1224 Two Seat Hideout (4 Legs)

COM Yardage: Seat: 3.75 Yds. / Back: 1.5 Yds.
Panels Total: 9 Yds. / Outside 4.5 Yds. / Inside 4.5 Yds.

COM	GR1	GR2	GR3	GR4	GR5	GR6	GR7	GR8	GR9	GR10	LEA
\$6662	\$6864	\$7061	\$7260	\$7458	\$7657	\$7858	\$8056	\$8254	\$8452	\$8652	\$8840



NOTE: 1.5" THICK FINISHED PANEL
SHIPPED COMPLETELY ASSEMBLED

OPTIONS

Add upcharge to list price and code to model number

FR	CAL 133 (TB 133) Fire Retardant per yard	\$118	/yd.	PC	Polished Chrome Legs	\$45	ea.
MB	Moisture Barrier (up to 60" overall width)	\$164	ea.	2FO	Two Fabric Option	\$131	
WDL	Metal/Wood Legs	\$45	ea.	3FO	Three Fabric Option	\$199	
WDL-C	Chrome/Wood Legs	\$79	ea.	GD1	Ratchet Ganging Device for Soft Seating	\$107	per pair

DIMENSIONS	Single Hideout	Two Seat Hideout
Seat Depth:	20"	20"
Seat Width:	30"	44"
Seat Height:	17"	17"
Arm Height:	24.5"	24.5"
Overall Depth:	28"	28"
Overall Width:	40"	54"
Overall Height:	48"	48"
Qty./Wt.:	1 ea./180 lbs.	1 ea./195 lbs.



LAGUNA TWO SEAT HIDEOUT WITH BOX ARM AND OPTIONAL BOX ARM TABLE AND POWER

Laminate Top Note:

- Tops are 3/4" laminate
- Std with edge 6F multi-exposed core


MODEL / DESCRIPTION / LIST PRICING



1222A-(L/R) Single Hideout w/Box Arm (4 Legs)

COM	GR1	GR2	GR3	GR4	GR5	GR6	GR7	GR8	GR9	GR10	LEA
\$6430	\$6553	\$6683	\$6827	\$6957	\$7102	\$7246	\$7391	\$7537	\$7682	\$7857	\$8022

COM Yardage: Seat: 2.25 Yds. / Back: 1.5 Yds. / Box Arms: 2 Yds.
Panels Total: 9 Yds. / Outside 4.5 Yds. / Inside 4.5 Yds.



1224A-(L/R) Two Seat Hideout w/Box Arm (4 Legs)

COM	GR1	GR2	GR3	GR4	GR5	GR6	GR7	GR8	GR9	GR10	LEA
\$6979	\$7102	\$7233	\$7378	\$7508	\$7651	\$7797	\$7943	\$8086	\$8231	\$8405	\$8570

COM Yardage: Seat: 2.75 Yds. / Back: 2 Yds./ Box Arms: 2 Yds.
Panels Total: 10 Yds. / Outside 5 Yds. / Inside 5 Yds.

Hideout Box Arm Note:

When sitting, specify right or left arm.

BOX ARM TABLE & ARTICULATING TABLET NOTES

Box Arm Table and Articulating Tablet orders of 5 or less:

Laminate Top: Tops are 3/4"

4 standard laminate colors:

- Wilsonart Black 1595-60
- Wilsonart Montana Walnut 7110K-78
- Formica Brite White 459-58
- Nevamar Silver Alu Metalx MXT003

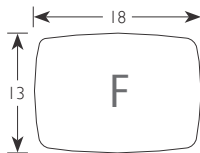
Edge: 6F Multi-Ply

Solid Surface Top:

Box Arm Table only - 4 standard Corian colors (solid surface):

- Bone
- Canyon
- Glacier White
- Silver Grey

Articulating tablet available in Shape F only (Solid surface not available)



ALMOST RECTANGLE



HIDEOUT BOX ARM SHOWN WITH TABLE AND ARTICULATING TABLET OPTIONS

OPTIONS

Add upcharge to list price and code to model number

FR	CAL 133 (TB 133) Fire Retardant per yard	\$118	/yd.
MB	Moisture Barrier (up to 60" overall width)	\$164	ea.
WDL	Metal/Wood Legs	\$45	ea.
WDL-C	Chrome/Wood Legs	\$79	ea.
PC	Polished Chrome Legs	\$45	ea.
2FO	Two Fabric Option	\$131	
3FO	Three Fabric Option	\$199	
GD1	Ratchet Ganging Device for Soft Seating	\$107	per pair

BWAC	Wood Arm Cap (Box Arm)	\$307	ea.
LAM5	Non-standard laminate (5 tablets or less)	\$554	ea. tablet
SST	Solid Surface Table - add to table option	\$271	ea. tablet
SS5	Non-standard Solid Surface (5 tables or less)	Call For Quote	
HBA-L	Box Arm + Table	\$467	
HBA-T	Box Arm + Articulating Tablet	\$841	
HBA-LT	Box Arm + Table + Articulating Tablet	\$1346	

DIMENSIONS	22" Bolster	30" Bolster	44" Bolster	12"x20" Pillow	16"x16" Pillow
Overall Depth:	6"	6"	6"	4"	4"
Overall Width:	22"	30"	44"	20"	16"
Overall Height:	6"	6"	6"	12"	16"
Qty./Wt.:	1 ea./25 lbs.	1 ea./25 lbs.	1 ea./25 lbs.	1 ea./25 lbs.	1 ea./25 lbs.



LAGUNA TWO SEAT HIDEOUT WITH 44" BOLSTER

MODEL / DESCRIPTION / LIST PRICING



1219-22 22" Round Bolster

COM Yardage: Total: .75 Yds.

COM	GR1	GR2	GR3	GR4	GR5	GR6	GR7	GR8	GR9	GR10	LEA
\$436	\$469	\$486	\$506	\$528	\$549	\$571	\$596	\$616	\$638	\$669	\$788



1219-30 30" Round Bolster

COM Yardage: Total: 1 Yds.

COM	GR1	GR2	GR3	GR4	GR5	GR6	GR7	GR8	GR9	GR10	LEA
\$545	\$582	\$609	\$632	\$659	\$685	\$711	\$740	\$768	\$801	\$833	\$983



1219-44 44" Round Bolster

COM Yardage: Total: 1.5 Yds.

COM	GR1	GR2	GR3	GR4	GR5	GR6	GR7	GR8	GR9	GR10	LEA
\$697	\$747	\$773	\$806	\$838	\$870	\$907	\$942	\$981	\$1019	\$1059	\$1253



1220 12" x 20" Rectangle Pillow

COM Yardage: Total: .75 Yds.

COM	GR1	GR2	GR3	GR4	GR5	GR6	GR7	GR8	GR9	GR10	LEA
\$540	\$577	\$602	\$626	\$651	\$677	\$704	\$731	\$760	\$791	\$823	\$975



1221 16" x 16" Square Pillow

COM Yardage: Total: .75 Yds.

COM	GR1	GR2	GR3	GR4	GR5	GR6	GR7	GR8	GR9	GR10	LEA
\$574	\$612	\$636	\$664	\$690	\$718	\$748	\$774	\$807	\$838	\$873	\$1033

OPTIONS

Add upcharge to list price and code to model number

FR	CAL 133 (TB 133) Fire Retardant per yard	\$118	/yd.	MB	Moisture Barrier (up to 60" overall width)	\$164	ea.
----	--	-------	------	----	--	-------	-----

DIMENSIONS	22" Straight	44" Straight	66" Straight
Overall Depth:	20"	20"	20"
Overall Width:	22"	44"	66"
Overall Height:	17"	17"	17"
Qty./Wt.:	1 ea./58 lbs.	1 ea./68 lbs.	1 ea./85 lbs.



44" BENCH

MODEL / DESCRIPTION / LIST PRICING



1254 22" W Straight Bench (4 Legs)

COM Yardage: Total: 2 Yds. / Sides: 1 Yds. / Top: 1 Yds.

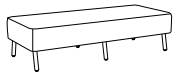
COM	GR1	GR2	GR3	GR4	GR5	GR6	GR7	GR8	GR9	GR10	LEA
\$1423	\$1527	\$1633	\$1754	\$1860	\$1982	\$2103	\$2223	\$2346	\$2466	\$2585	\$2758



1256 44" W Straight Bench (4 Legs)

COM Yardage: Total: 3 Yds. / Sides: 1.5 Yds. / Top: 1.5 Yds.

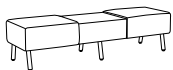
COM	GR1	GR2	GR3	GR4	GR5	GR6	GR7	GR8	GR9	GR10	LEA
\$2446	\$2627	\$2809	\$2991	\$3172	\$3354	\$3535	\$3717	\$3899	\$4079	\$4263	\$4435



1258 66" W Straight Bench (6 Legs)

COM Yardage: Total: 4 Yds. / Sides: 2 Yds. / Top: 2 Yds.

COM	GR1	GR2	GR3	GR4	GR5	GR6	GR7	GR8	GR9	GR10	LEA
\$2856	\$3036	\$3218	\$3399	\$3581	\$3764	\$3944	\$4126	\$4308	\$4488	\$4669	\$4844



1258T 66" W Straight Bench with Center **LAMINATE** Table (6 Legs)

COM Yardage: Total: 4 Yds. / Sides: 2 Yds. / Top: 2 Yds.

COM	GR1	GR2	GR3	GR4	GR5	GR6	GR7	GR8	GR9	GR10	LEA
\$3052	\$3233	\$3414	\$3597	\$3778	\$3960	\$4139	\$4321	\$4502	\$4685	\$4866	\$5040

1258V 66" W Straight Bench with Center **VENEER** Table (6 Legs)

COM	GR1	GR2	GR3	GR4	GR5	GR6	GR7	GR8	GR9	GR10	LEA
\$3207	\$3389	\$3569	\$3749	\$3934	\$4113	\$4295	\$4476	\$4658	\$4839	\$5022	\$5195

OPTIONS

Add upcharge to list price and code to model number

FR	CAL 133 (TB 133) Fire Retardant per yard	\$118	/yd.
MB	Moisture Barrier (up to 60" overall width)	\$164	ea.
MB60	Moisture Barrier (over 60" overall width)	\$262	ea.
PC	Polished Chrome Legs	\$45	ea.

WDL	Metal/Wood Legs	\$45	ea.
WDL-C	Chrome/Wood Legs	\$79	ea.
2FO	Two Fabric Option	\$131	

DIMENSIONS	24" Dia Ottoman	30" Dia Ottoman	36" Dia Ottoman	42" Dia Ottoman
Overall Depth:	24"	30"	36"	42"
Overall Width:	24"	30"	36"	42"
Overall Height:	16"	16"	16"	16"
Qty./Wt.:	1 ea./20 lbs.	1 ea./29 lbs.	1 ea./42 lbs.	1 ea./59 lbs.



ROUND OTTOMAN 24" DIAMETER

MODEL / DESCRIPTION / LIST PRICING



1238 24" Diameter Ottoman (4 Legs)

COM Yardage: Total: 2.25 Yds. / Sides: 1.5 Yds. / Top: .75 Yds.

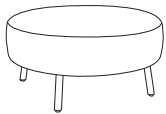
COM	GR1	GR2	GR3	GR4	GR5	GR6	GR7	GR8	GR9	GR10	LEA
\$1497	\$1679	\$1860	\$2043	\$2223	\$2405	\$2585	\$2770	\$2949	\$3130	\$3312	\$3486



1240 30" Diameter Ottoman (4 Legs)

COM Yardage: Total: 2.75 Yds. / Sides: 1.75 Yds. / Top: 1 Yds.

COM	GR1	GR2	GR3	GR4	GR5	GR6	GR7	GR8	GR9	GR10	LEA
\$1776	\$1956	\$2137	\$2320	\$2501	\$2684	\$2863	\$3044	\$3227	\$3409	\$3589	\$3765



1242 36" Diameter Ottoman (4 Legs)

COM Yardage: Total: 3.25 Yds. / Sides: 2 Yds. / Top: 1.25 Yds.

COM	GR1	GR2	GR3	GR4	GR5	GR6	GR7	GR8	GR9	GR10	LEA
\$1942	\$2122	\$2304	\$2487	\$2667	\$2850	\$3031	\$3211	\$3393	\$3575	\$3756	\$3932



1244 42" Diameter Ottoman (5 Legs)

COM Yardage: Total: 3.75 Yds. / Sides: 2.25 Yds. / Top: 1.5 Yds.

COM	GR1	GR2	GR3	GR4	GR5	GR6	GR7	GR8	GR9	GR10	LEA
\$2365	\$2547	\$2728	\$2910	\$3089	\$3274	\$3456	\$3634	\$3817	\$3999	\$4181	\$4355

OPTIONS

Add upcharge to list price and code to model number

FR	CAL 133 (TB 133) Fire Retardant per yard	\$118	/yd.
MB	Moisture Barrier (up to 60" overall width)	\$164	ea.
PC	Polished Chrome Legs	\$45	ea.

WDL	Metal/Wood Legs	\$45	ea.
WDL-C	Chrome/Wood Legs	\$79	ea.
2FO	Two Fabric Option	\$131	

DIMENSIONS	18" Dia Ottoman	24" Dia Ottoman	30" Dia Ottoman	36" Dia Ottoman	42" Dia Ottoman
Overall Depth:	18"	24"	30"	36"	42"
Overall Width:	18"	24"	30"	36"	42"
Overall Height:	16"	16"	16"	16"	16"
Qty./Wt.:	1 ea./14 lbs.	1 ea./22 lbs.	1 ea./35 lbs.	1 ea./51 lbs.	1 ea./69 lbs.



ROUND OTTOMAN WITH
OPTIONAL CASTERS

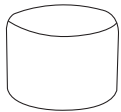
Note: glides are installed

MODEL / DESCRIPTION / LIST PRICING



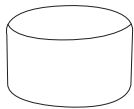
1237NL 18" Diameter Ottoman No Legs (4 - 2" Casters Needed) COM Yardage: Total: 2.25 Yds. / Top: .75 Yds. / Sides: 1.5 Yds.

COM	GR1	GR2	GR3	GR4	GR5	GR6	GR7	GR8	GR9	GR10	LEA
\$1215	\$1397	\$1580	\$1759	\$1942	\$2122	\$2304	\$2487	\$2667	\$2850	\$3031	\$3206



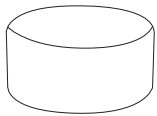
1238NL 24" Diameter Ottoman No Legs (4 casters needed) COM Yardage: Total: 2.25 Yds. / Top: .75 Yds. / Sides: 1.5 Yds.

COM	GR1	GR2	GR3	GR4	GR5	GR6	GR7	GR8	GR9	GR10	LEA
\$1382	\$1564	\$1746	\$1926	\$2109	\$2291	\$2470	\$2653	\$2834	\$3016	\$3197	\$3372



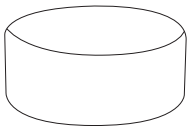
1240NL 30" Diameter Ottoman No Legs (4 casters needed) COM Yardage: Total: 2.75 Yds. / Top: 1 Yds. / Sides: 1.75 Yds.

COM	GR1	GR2	GR3	GR4	GR5	GR6	GR7	GR8	GR9	GR10	LEA
\$1639	\$1822	\$2001	\$2184	\$2365	\$2547	\$2728	\$2910	\$3089	\$3274	\$3456	\$3628



1242NL 36" Diameter Ottoman No Legs (4 casters needed) COM Yardage: Total: 4.25 Yds. / Top: 1.25 Yds. / Sides: 3 Yds.

COM	GR1	GR2	GR3	GR4	GR5	GR6	GR7	GR8	GR9	GR10	LEA
\$1793	\$1973	\$2156	\$2336	\$2519	\$2701	\$2880	\$3062	\$3244	\$3425	\$3608	\$3780



1244NL 42" Diameter Ottoman No Legs (5 casters needed) COM Yardage: Total: 4.5 Yds. / Top: 1.5 Yds. / Sides: 3 Yds.

COM	GR1	GR2	GR3	GR4	GR5	GR6	GR7	GR8	GR9	GR10	LEA
\$2184	\$2365	\$2547	\$2728	\$2910	\$3089	\$3274	\$3456	\$3634	\$3817	\$3999	\$4171

OPTIONS

Add upcharge to list price and code to model number

FR	CAL 133 (TB 133) Fire Retardant per yard	\$118	/yd.
MB	Moisture Barrier (up to 60" overall width)	\$164	ea.
2FO	Two Fabric Option	\$131	

CAS2	2" Locking Casters - Black (18" size Only)	\$28	ea.
CAS3	3" Locking Casters - Black (not available on 18" size)	\$34	ea.

DIMENSIONS	24" Square	30" Square	36" Square	42" Square
Overall Depth:	24"	30"	36"	42"
Overall Width:	24"	30"	36"	42"
Overall Height:	16"	16"	16"	16"
Qty./Wt.:	1 ea./24 lbs.	1 ea./37 lbs.	1 ea./54 lbs.	1 ea./75 lbs.



30" ALMOST SQUARE OTTOMAN

MODEL / DESCRIPTION / LIST PRICING



1246 24" Almost Square Ottoman (4 Legs)

COM Yardage: Total: 2 Yds. / Sides: 1 Yds. / Top: 1 Yds.

COM	GR1	GR2	GR3	GR4	GR5	GR6	GR7	GR8	GR9	GR10	LEA
\$1544	\$1723	\$1906	\$2086	\$2270	\$2449	\$2633	\$2813	\$2993	\$3174	\$3356	\$3530



1248 30" Almost Square Ottoman (4 Legs)

COM Yardage: Total: 2.5 Yds. / Sides: 1.5 Yds. / Top: 1 Yds.

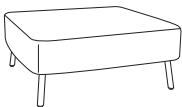
COM	GR1	GR2	GR3	GR4	GR5	GR6	GR7	GR8	GR9	GR10	LEA
\$1794	\$1976	\$2157	\$2338	\$2520	\$2702	\$2884	\$3063	\$3245	\$3430	\$3609	\$3782



1250 36" Almost Square Ottoman (4 Legs)

COM Yardage: Total: 3 Yds. / Sides: 1.75 Yds. / Top: 1.25 Yds.

COM	GR1	GR2	GR3	GR4	GR5	GR6	GR7	GR8	GR9	GR10	LEA
\$1963	\$2144	\$2326	\$2506	\$2688	\$2869	\$3052	\$3233	\$3414	\$3597	\$3778	\$3949



1252 42" Almost Square Ottoman (4 Legs)

COM Yardage: Total: 3.25 Yds. / Sides: 1.75 Yds. / Top: 1.5 Yds.

COM	GR1	GR2	GR3	GR4	GR5	GR6	GR7	GR8	GR9	GR10	LEA
\$2407	\$2589	\$2772	\$2952	\$3132	\$3314	\$3496	\$3679	\$3860	\$4040	\$4223	\$4397

OPTIONS

Add upcharge to list price and code to model number

FR	CAL 133 (TB 133) Fire Retardant per yard	\$118	/yd.
MB	Moisture Barrier (up to 60" overall width)	\$164	ea.
PC	Polished Chrome Legs	\$45	ea.

WDL	Metal/Wood Legs	\$45	ea.
WDL-C	Chrome/Wood Legs	\$79	ea.
2FO	Two Fabric Option	\$131	

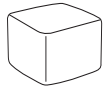
DIMENSIONS	18" Square	24" Square	30" Square	36" Square	42" Square	48" Square
Overall Depth:	18"	24"	30"	36"	42"	48"
Overall Width:	18"	24"	30"	36"	42"	48"
Overall Height:	16"	16"	16"	16"	16"	16"
Qty./Wt.:	1 ea./17 lbs.	1 ea./29 lbs.	1 ea./45 lbs.	1 ea./65 lbs.	1 ea./88 lbs.	1 ea./113 lbs.



24" OTTOMAN WITH OPTIONAL
TABLET ARMS & CASTERS

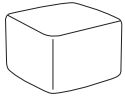
Note: glides are installed

MODEL / DESCRIPTION / LIST PRICING



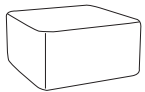
1245NL 18" Almost Square Ottoman No Legs (4 - 2" Casters Needed) COM Yardage: Total: 2.25 Yds. / Top: .75 Yds. / Sides: 1.5 Yds.

COM	GR1	GR2	GR3	GR4	GR5	GR6	GR7	GR8	GR9	GR10	LEA
\$1253	\$1434	\$1615	\$1798	\$1979	\$2161	\$2340	\$2523	\$2704	\$2886	\$3068	\$3242



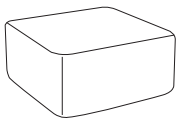
1246NL 24" Almost Square Ottoman No Legs (4 casters needed) COM Yardage: Total: 2.5 Yds. / Top: .75 Yds. / Sides: 1.75 Yds.

COM	GR1	GR2	GR3	GR4	GR5	GR6	GR7	GR8	GR9	GR10	LEA
\$1424	\$1606	\$1785	\$1967	\$2150	\$2331	\$2512	\$2694	\$2876	\$3058	\$3240	\$3411



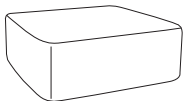
1248NL 30" Almost Square Ottoman No Legs (4 casters needed) COM Yardage: Total: 3.5 Yds. / Top: 1 Yds. / Sides: 2.5 Yds.

COM	GR1	GR2	GR3	GR4	GR5	GR6	GR7	GR8	GR9	GR10	LEA
\$1657	\$1835	\$2019	\$2200	\$2381	\$2563	\$2745	\$2924	\$3108	\$3289	\$3471	\$3644



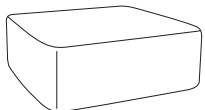
1250NL 36" Almost Square Ottoman No Legs (4 casters needed) COM Yardage: Total: 4 Yds. / Top: 1.25 Yds. / Sides: 2.75 Yds.

COM	GR1	GR2	GR3	GR4	GR5	GR6	GR7	GR8	GR9	GR10	LEA
\$1811	\$1994	\$2174	\$2356	\$2537	\$2719	\$2902	\$3082	\$3265	\$3444	\$3627	\$3800



1252NL 42" Almost Square Ottoman No Legs (4 casters needed) COM Yardage: Total: 4.5 Yds. / Top: 1.5 Yds. / Sides: 3 Yds.

COM	GR1	GR2	GR3	GR4	GR5	GR6	GR7	GR8	GR9	GR10	LEA
\$2222	\$2404	\$2584	\$2769	\$2947	\$3129	\$3311	\$3493	\$3674	\$3854	\$4035	\$4210



1254NL 48" Almost Square Ottoman No Legs (4 casters needed) COM Yardage: Total: 5.25 Yds. / Top: 1.75 Yds. / Sides: 3.5 Yds.

COM	GR1	GR2	GR3	GR4	GR5	GR6	GR7	GR8	GR9	GR10	LEA
\$2992	\$3152	\$3311	\$3468	\$3627	\$3787	\$3944	\$4103	\$4262	\$4419	\$4579	\$4730

OPTIONS

Add upcharge to list price and code to model number

FR	CAL 133 (TB 133) Fire Retardant per yard	\$118	/yd.	TABFB(-)	Fixed Blade Tablet (outside or inside, specify (L/R), shape A, B or C)	\$593	ea. tablet
MB	Moisture Barrier (up to 60" overall width)	\$164	ea.	LAM5	Non-standard laminate (5 tablets or less)	\$554	ea. tablet
2FO	Two Fabric Option	\$128		SST	Solid Surface Tablet Arm - add to tablet option	\$271	
CAS2	2" Locking Casters - Black (18" size Only)	\$34	ea.	SS5	Non-standard Solid Surface (5 tablets or less)	Call For Quote	
CAS3	3" Locking Casters - Black (not available on 18" size)	\$34	ea.				

DIMENSIONS	24" Dia	30" Dia	36" Dia	42" Dia
Overall Depth:	24"	30"	36"	42"
Overall Width:	24"	30"	36"	42"
Overall Height:	17"	17"	17"	17"
Qty./Wt.:	1 ea./20 lbs.	1 ea./29 lbs.	1 ea./42 lbs.	1 ea./59 lbs.

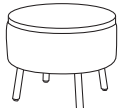


30" DIAMETER OCCASIONAL TABLE

Laminate Top Note:

- Tops are 3/4" laminate
- Std with 4B multi-exposed core

MODEL / DESCRIPTION / LIST PRICING



1238/T 24" Diameter Occasional Table (4 Legs)

COM Yardage: Total: 1.5 Yds.

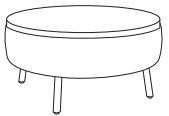
COM	GR1	GR2	GR3	GR4	GR5	GR6	GR7	GR8	GR9	GR10	LEA
\$2407	\$2580	\$2750	\$2924	\$3098	\$3271	\$3444	\$3615	\$3790	\$3962	\$4135	\$4301



1240/T 30" Diameter Occasional Table (4 Legs)

COM Yardage: Total: 1.75 Yds.


COM	GR1	GR2	GR3	GR4	GR5	GR6	GR7	GR8	GR9	GR10	LEA
\$2870	\$3042	\$3214	\$3388	\$3562	\$3735	\$3906	\$4078	\$4253	\$4425	\$4598	\$4764



1242/T 36" Diameter Occasional Table (4 Legs)

COM Yardage: Total: 2 Yds.

COM	GR1	GR2	GR3	GR4	GR5	GR6	GR7	GR8	GR9	GR10	LEA
\$3410	\$3584	\$3755	\$3929	\$4102	\$4275	\$4447	\$4621	\$4792	\$4966	\$5139	\$5304



1244/T 42" Diameter Occasional Table (5 Legs)

COM Yardage: Total: 2.25 Yds.

COM	GR1	GR2	GR3	GR4	GR5	GR6	GR7	GR8	GR9	GR10	LEA
\$4308	\$4478	\$4652	\$4825	\$4999	\$5171	\$5343	\$5517	\$5690	\$5861	\$6035	\$6200

OPTIONS

Add upcharge to list price and code to model number

FR	CAL 133 (TB 133) Fire Retardant per yard	\$118	/yd.
PC	Polished Chrome Legs	\$45	ea.

WDL	Metal/Wood Legs	\$45	ea.
WDLc	Chrome/Wood Legs	\$79	ea.

DIMENSIONS	18" Dia	24" Dia	30" Dia	36" Dia	42" Dia
Overall Depth:	18"	24"	30"	36"	42"
Overall Width:	18"	24"	30"	36"	42"
Overall Height:	17"	17"	17"	17"	17"
Qty./Wt.:	1 ea./14 lbs.	1 ea./22 lbs.	1 ea./35 lbs.	1 ea./51 lbs.	1 ea./69 lbs.



ROUND OCCASIONAL TABLE
WITH NO LEGS

Laminate Top Note:

- Tops are 3/4" laminate
- Std with 6F multi-exposed core

Note: glides are installed

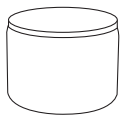
MODEL / DESCRIPTION / LIST PRICING



1237NL/T 18" Diameter Occasional Table No Legs (4 - 2" Casters Needed)

COM Yardage: Total: 1.5 Yds.

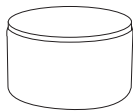
COM	GR1	GR2	GR3	GR4	GR5	GR6	GR7	GR8	GR9	GR10	LEA
\$2089	\$2262	\$2434	\$2607	\$2781	\$2953	\$3127	\$3298	\$3471	\$3644	\$3817	\$3981



1238NL/T 24" Diameter Occasional Table No Legs (4 casters needed)

COM Yardage: Total: 2 Yds.

COM	GR1	GR2	GR3	GR4	GR5	GR6	GR7	GR8	GR9	GR10	LEA
\$2297	\$2470	\$2643	\$2815	\$2987	\$3162	\$3335	\$3506	\$3679	\$3852	\$4026	\$4191



1240NL/T 30" Diameter Occasional Table No Legs (4 casters needed)

COM Yardage: Total: 2.25 Yds.

COM	GR1	GR2	GR3	GR4	GR5	GR6	GR7	GR8	GR9	GR10	LEA
\$2738	\$2913	\$3086	\$3258	\$3432	\$3604	\$3778	\$3949	\$4122	\$4296	\$4468	\$4634



1242NL/T 36" Diameter Occasional Table No Legs (4 casters needed)

COM Yardage: Total: 2.5 Yds.

COM	GR1	GR2	GR3	GR4	GR5	GR6	GR7	GR8	GR9	GR10	LEA
\$3269	\$3441	\$3614	\$3787	\$3960	\$4131	\$4306	\$4478	\$4651	\$4824	\$4997	\$5161



1244NL/T 42" Diameter Occasional Table No Legs (5 casters needed)

COM Yardage: Total: 3 Yds.

COM	GR1	GR2	GR3	GR4	GR5	GR6	GR7	GR8	GR9	GR10	LEA
\$4135	\$4308	\$4478	\$4652	\$4825	\$4999	\$5171	\$5343	\$5517	\$5690	\$5861	\$6029

OPTIONS

Add upcharge to list price and code to model number

FR	CAL 133 (TB 133) Fire Retardant per yard	\$118	/yd.
----	--	-------	------

CAS2	2" Black Casters (18" size Only)	\$34	ea.
CAS3	3" Black Casters (not available on 18" size)	\$34	ea.

DIMENSIONS	24" Square	30" Square	36" Square	42" Square
Overall Depth:	24"	30"	36"	42"
Overall Width:	24"	30"	36"	42"
Overall Height:	17"	17"	17"	17"
Qty./Wt.:	1 ea./24 lbs.	1 ea./37 lbs.	1 ea./54 lbs.	1 ea./75 lbs.



30" ALMOST SQUARE
OCCASIONAL TABLE

Laminate Top Note:

- Tops are 3/4" laminate
- Std with 4B multi-exposed core

MODEL / DESCRIPTION / LIST PRICING



1246/T 24" Almost Square Occasional Table (4 Legs)

COM Yardage: Total: 1 Yds.

COM	GR1	GR2	GR3	GR4	GR5	GR6	GR7	GR8	GR9	GR10	LEA
\$2507	\$2681	\$2853	\$3026	\$3198	\$3372	\$3544	\$3718	\$3892	\$4063	\$4236	\$4402



1248/T 30" Almost Square Occasional Table (4 Legs)

COM Yardage: Total: 1.5 Yds.

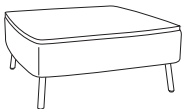
COM	GR1	GR2	GR3	GR4	GR5	GR6	GR7	GR8	GR9	GR10	LEA
\$2929	\$3103	\$3276	\$3448	\$3621	\$3793	\$3966	\$4139	\$4312	\$4484	\$4658	\$4824



1250/T 36" Almost Square Occasional Table (4 Legs)

COM Yardage: Total: 1.75 Yds.

COM	GR1	GR2	GR3	GR4	GR5	GR6	GR7	GR8	GR9	GR10	LEA
\$3482	\$3654	\$3828	\$4000	\$4172	\$4347	\$4519	\$4693	\$4865	\$5036	\$5210	\$5375



1252/T 42" Almost Square Occasional Table (4 Legs)

COM Yardage: Total: 1.75 Yds.

COM	GR1	GR2	GR3	GR4	GR5	GR6	GR7	GR8	GR9	GR10	LEA
\$4419	\$4590	\$4765	\$4937	\$5110	\$5283	\$5456	\$5630	\$5801	\$5974	\$6148	\$6312

OPTIONS

Add upcharge to list price and code to model number

FR	CAL 133 (TB 133) Fire Retardant per yard	\$118	/yd.
PC	Polished Chrome Legs	\$45	ea.

WDL	Metal/Wood Legs	\$45	ea.
WDL-C	Chrome/Wood Legs	\$79	ea.

DIMENSIONS	18" Square	24" Square	30" Square	36" Square	42" Square
Overall Depth:	18"	24"	30"	36"	42"
Overall Width:	18"	24"	30"	36"	42"
Overall Height:	17"	17"	17"	17"	17"
Qty./Wt.:	1 ea./17 lbs.	1 ea./29 lbs.	1 ea./45 lbs.	1 ea./65 lbs.	1 ea./88 lbs.



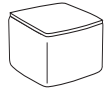
30" SQUARE OCCASIONAL TABLE
WITH NO LEGS

Laminate Top Note:

- Tops are 3/4" laminate
- Std with 6F multi-exposed core

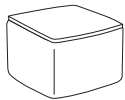
Note: glides are installed

MODEL / DESCRIPTION / LIST PRICING



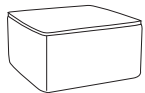
1245NL/T 18" Almost Square Occasional Table - No Legs (4 - 2" Casters Needed) COM Yardage: Total: 1.5 Yds.

COM	GR1	GR2	GR3	GR4	GR5	GR6	GR7	GR8	GR9	GR10	LEA
\$2194	\$2367	\$2539	\$2712	\$2887	\$3059	\$3232	\$3404	\$3578	\$3750	\$3923	\$4088



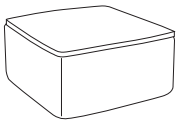
1246NL/T 24" Almost Square Occasional Table - No Legs (4 casters needed) COM Yardage: Total: 1.75 Yds.

COM	GR1	GR2	GR3	GR4	GR5	GR6	GR7	GR8	GR9	GR10	LEA
\$2393	\$2566	\$2740	\$2912	\$3085	\$3258	\$3432	\$3605	\$3775	\$3949	\$4122	\$4287



1248NL/T 30" Almost Square Occasional Table - No Legs (4 casters needed) COM Yardage: Total: 2.5 Yds.

COM	GR1	GR2	GR3	GR4	GR5	GR6	GR7	GR8	GR9	GR10	LEA
\$2799	\$2971	\$3146	\$3318	\$3489	\$3662	\$3836	\$4008	\$4182	\$4354	\$4528	\$4692



1250NL/T 36" Almost Square Occasional Table - No Legs (4 casters needed) COM Yardage: Total: 2.75 Yds.

COM	GR1	GR2	GR3	GR4	GR5	GR6	GR7	GR8	GR9	GR10	LEA
\$3336	\$3511	\$3683	\$3856	\$4028	\$4201	\$4375	\$4547	\$4720	\$4893	\$5066	\$5231



1252NL/T 42" Almost Square Occasional Table - No Legs (4 casters needed) COM Yardage: Total: 3 Yds.

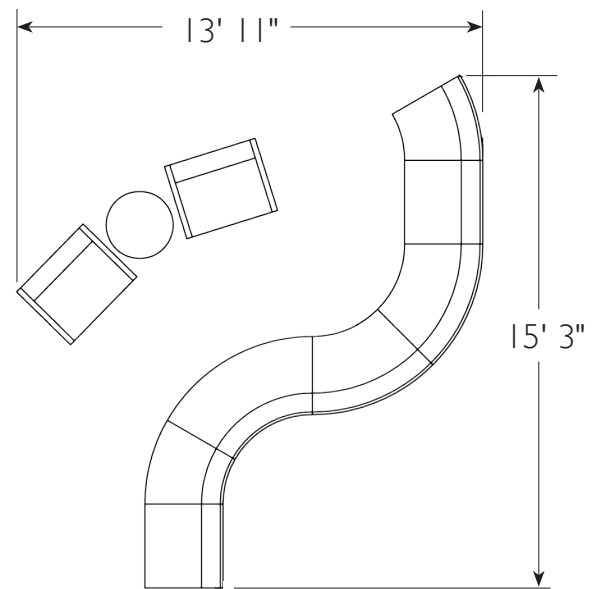
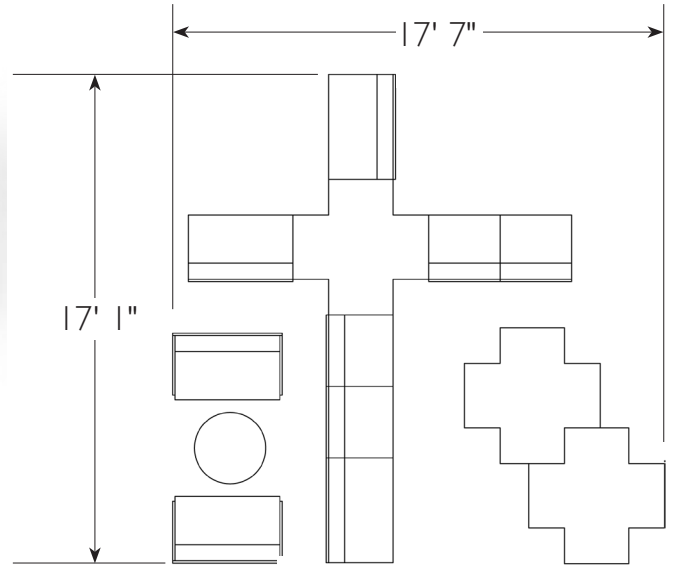

COM	GR1	GR2	GR3	GR4	GR5	GR6	GR7	GR8	GR9	GR10	LEA
\$4243	\$4415	\$4587	\$4762	\$4934	\$5106	\$5278	\$5451	\$5624	\$5798	\$5970	\$6136

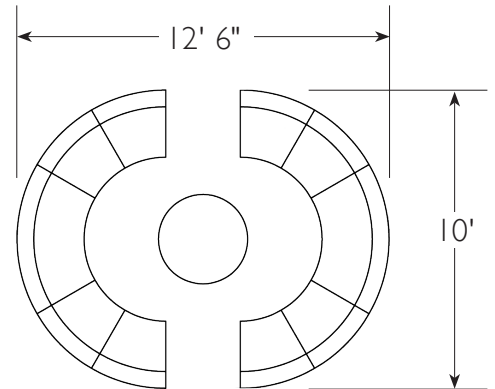
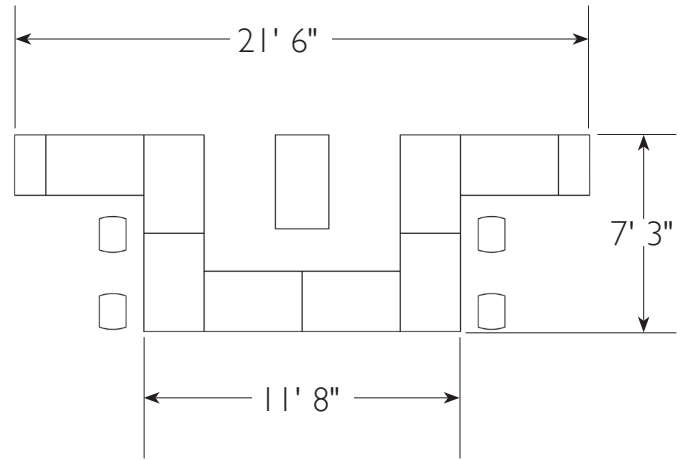

OPTIONS

Add upcharge to list price and code to model number

FR	CAL 133 (TB 133) Fire Retardant per yard	\$118	/yd.
----	--	-------	------

CAS2	2" Black Casters (18" size Only)	\$34	ea.
CAS3	3" Black Casters (not available on 18" size)	\$34	ea.





HD HEALTHCARE
DESIGNED
PRODUCT

LIBRA

The Libra Stool is available in three versions: upholstered swivel stool and upholstered stool with two back choices. A great product for any medical exam room. Libra stools offer three five-star base designs with casters and pneumatic height adjustment.



OPTIONAL 5-STAR SWIVEL WITH CASTERS, SHOWN WITH DEMI-BACK AND HIGH KIT

ORDERING INFORMATION

To Order Please Specify:

- | | |
|-----------------|--------------------------|
| 1) Series Name | 4) Fabric Grade & Number |
| 2) Model Number | 5) Optional Items |
| 3) Quantity | |

STANDARD BASE FINISHES

Standard 5-Star Swivel with Casters: Black Resistant Plastic

OPTIONAL BASE FINISHES

5-Star Swivel with Casters: Polished Chrome

GENERAL SPECIFICATIONS

Upholstery / Foam

Seat is upholstered over 4" high density foam in choice of vinyl, fabric, leather, crypton or COM.

Frame Construction

For models with back:

- Pneumatic height adjustment.
- Spring back and height adjustment.
- Backrest adjusts in and out.

For backless models:

- Pneumatic height adjustment only.

Base Details

Standard 5-Star Swivel with Casters: Standard Five-star base consists of impact resistant plastic with black carpet casters.

5-Star Swivel Casters: Arched 5-Star base is fully welded with polished chrome finish. 360° swivel polished aluminum construction with adjustable seat height with black carpet casters

Chair Control

High kit features either an 8" or 10" extended piston with adjustable chrome foot ring.

High Kit Seat Height Ranges

- 8-inch Piston: 23" - 30"
- 10-inch Piston: 24" - 33"
- Available in Black or Chrome.

OPTIONS

- CODE: FR - CAL 133 (TB 133) Fire Retardant per yard
- CODE: MBC - Moisture Barrier Chair
- CODE: GC - Black Glides for 5 star base
- CODE: HK - High Kit - Specify 8" or 10" piston (not available on arched base)
- CODE: 2FO - Two Fabric Option
- CODE: PCS - 5-Star Polished Chrome Aluminum Base with Black Casters
- CODE: BFC - Black Hard Floor & Carpet Casters

BACK DESIGNS



DEMI-BACK



MEDIUM BACK

DIMENSIONS	Stool	Stool with Demi Back	Stool with Medium Back
Seat Width:	16"	16"	16"
Seat Height (Black base)	18.5"-23.5"	18.5"-23.5"	18.5"-23.5"
Seat Height (Chrome base)	18.5"-21"	18.5"-21"	18.5"-21"
Back Height (Black base)	-	30"-35"	32"-37"
Back Height (Chrome base)	-	30"-32.5"	32"-34.5"
Overall Width:	27"	27"	27"
Qty./Wt. per carton:	1 ea./17 lbs.	1 ea./17 lbs.	1 ea./17 lbs.



OPTIONAL 5-STAR SWIVEL WITH CASTERS



STANDARD 5-STAR SWIVEL WITH CASTERS, SHOWN WITH MEDIUM BACK

MODEL / DESCRIPTION / LIST PRICING



1835 Swivel Stool on five-star base

COM Yardage: 0.75 Yd

COM	GR1	GR2	GR3	GR4	GR5	GR6	GR7	GR8	GR9	GR10	LEA
\$537	\$573	\$597	\$622	\$646	\$672	\$697	\$727	\$755	\$785	\$815	\$966



1835-D Swivel Stool on five-star base - **Demi Back**

COM Yardage: Total: 1.25 Yds / Seat: 0.75 Yd / Back: 0.5 Yd

COM	GR1	GR2	GR3	GR4	GR5	GR6	GR7	GR8	GR9	GR10	LEA
\$655	\$703	\$730	\$759	\$790	\$822	\$854	\$889	\$924	\$962	\$999	\$1182



1835-M Swivel Stool on five-star base - **Medium Back**

COM Yardage: Total: 1.25 Yds / Seat: 0.75 Yd / Back: 0.5 Yd

COM	GR1	GR2	GR3	GR4	GR5	GR6	GR7	GR8	GR9	GR10	LEA
\$701	\$750	\$781	\$811	\$843	\$878	\$914	\$948	\$988	\$1027	\$1068	\$1264

OPTIONS

Add upcharge to list price and code to model number

FR	CAL 133 (TB 133) Fire Retardant - per yd.	\$118	/yd.	HK	High Kit - Specify 8" or 10" piston	\$138	
MBC	Moisture Barrier Chair	\$84	ea.	PCS	Polished Chrome Aluminum Base with Black Casters	\$87	
2FO	Two Fabric Option	\$131		BFC	Black Hard Floor & Carpet Casters	\$44	per chair
GC	Black Glides for 5 star base	\$37					

LOTUS

The Lotus combines modern visual styling with the comfort of a lounge chair. Its bucket-style seat makes for a great design and sleek guest chair. It has generous dimensions, versatility and comfort and features a very strong single polypropylene shell available in several designer colors. Lotus also offers upholstered seat and back inserts and five distinct bases to fit any application. Available in models with metal legs, wood legs, sled base plane, 4-star swivel and 5-star swivel base with casters. The Lotus will look great in any office, reception area or lounge atmosphere.



4 LEG



BENTWOOD LEGS
SHOWN WITH SEAT INSERT



4-STAR PLANE SWIVEL SHOWN
WITH FULLY UPHOLSTERED SHELL



5-STAR SWIVEL BASE
SHOWN WITH SEAT INSERT



SLED BASE STOOL

ORDERING INFORMATION

To Order Please Specify:

- 1) Series Name
- 2) Model Number
- 3) Quantity
- 4) Optional Powder Coat Color
- 5) Fabric Grade and Number
- 6) Optional Items

CHAIRS	WEIGHT LIMIT
Metal Legs	350 lbs.

STANDARD BASE FINISHES

- 4-Leg Base:** Polished Chrome
- 4-Star Plane Swivel Base:** Polished Chrome or Black Wrinkle Finish
- Sled Base:** Polished Chrome
- Bentwood Legs:** Standard Wood Stain
- 5-Star Swivel Base:** Polished Aluminum

OPTIONAL BASE FINISHES

- 4-Leg Base:** Standard Powder Coat
- Sled Base:** Standard Powder Coat

POLY SHELL COLORS



WHITE



HEATHER
GRAY



BLACK

GENERAL SPECIFICATIONS

Base Details

4-Leg Chair: frame is fully welded. 3/4" diameter 14-gauge steel tubing with adjustable steel glides installed. 4-leg chair models stack 4 high.

4-Leg Bar Stool: frame is fully welded. 7/8" diameter 14-gauge steel tubing with adjustable steel glides installed.

4-Star Plane Swivel Base: 360° swivel, In polished cast aluminum, base has tapered ends and round corners with fixed plastic glides installed and glued floor felts.

Sled Base Chair: frames are made of .50" diameter, solid steel tubing with hand brazed welds. Clear plastic glides installed.

Sled Base Bar Stool: frames are made of .50" diameter, solid steel tubing with hand brazed welds. Clear plastic glides installed.

Bentwood Legs: 1-7/8" Beech wood that tapers down to 1-5/8", with felt pad.

5-Star Swivel Base: 360° swivel, polished aluminum construction with adjustable seat height on black carpet casters. High chair kit consists of an 8" or 10" extended piston (adjustable up and down) with an adjustable chrome foot ring.

Chair Control

- Regular Swivel Chair – 16-3/4" – 22"
- Swivel
- Tilt & Lock
- Pneumatic Height Adjustment
- Tension Adjustment

OPTIONS

- CODE: FR - CAL 133 (TB 133) Fire Retardant.
- CODE: MBC - Moisture Barrier Chair
- CODE: SF - Powder Coat Finish
- CODE: CH - Counter Height (24" seat height)
- CODE: SH - Special Height (22" Lowest Seat Height)
- CODE: HK - High Chair Kit - Specify 8" or 10" piston
- CODE: BFC - Black Hard Floor & Carpet Casters

CAST ALUMINUM 4-STAR PLANE SWIVEL BASE DETAIL



POLISHED CHROME FINISH



BLACK WRINKLE FINISH



STACKS 4 HIGH

DIMENSIONS	4-Leg Chair	4 Leg With Seat Insert	4 Leg With Seat and Back Insert	4 Leg With Fully Upholstered
Inside Width:	19.5"	19.5"	19.5"	19.5"
Seat Height:	17.5"	18"	18"	18"
Arm Height:	28"	28"	28"	28"
Overall Depth:	22.5"	22.5"	22.5"	22.5"
Overall Width:	23"	23"	23"	23"
Overall Height:	29"	29"	29"	29.5"
Qty./Wt. per carton:	1 ea./32 lbs.	1 ea./32 lbs.	1 ea./32 lbs.	1 ea./32 lbs.



4 LEG CHAIR

MODEL / DESCRIPTION / LIST PRICING



7485 4 Legs in Polished Chrome



Chair
\$499



7485-S 4 Legs with Seat Insert in Polished Chrome

COM Yardage: .75 Yards

COM	GR1	GR2	GR3	GR4	GR5	GR6	GR7	GR8	GR9	GR10	LEA
\$663	\$710	\$739	\$768	\$800	\$832	\$863	\$901	\$935	\$973	\$1011	\$1194



7485-SI 4 Legs with Seat and Back Insert in Polished Chrome

COM Yardage: .75 Yards

COM	GR1	GR2	GR3	GR4	GR5	GR6	GR7	GR8	GR9	GR10	LEA
\$760	\$814	\$846	\$880	\$915	\$951	\$990	\$1031	\$1070	\$1114	\$1158	\$1368



7485-U 4 Legs in Polished Chrome - Fully Upholstered

COM Yardage: 2.5 Yards

COM	GR1	GR2	GR3	GR4	GR5	GR6	GR7	GR8	GR9	GR10	LEA
\$976	\$1044	\$1087	\$1132	\$1175	\$1224	\$1272	\$1322	\$1377	\$1431	\$1489	\$1758

OPTIONS

Add upcharge to list price and code to model number

FR	CAL 133 (TB 133) Fire Retardant per yard	\$118	/yd.
MBC	Moisture Barrier Chair	\$84	ea.

SF	Powder Coat Finish	\$63	
----	--------------------	------	--

DIMENSIONS	Bentwood Legs	4 Leg With Seat Insert	4 Leg With Seat and Back Insert	4 Leg With Fully Upholstered
Inside Width:	19.5"	19.5"	19.5"	19.5"
Seat Height:	17"	17.5"	17.5"	17.5"
Arm Height:	28"	28"	28"	28"
Overall Depth:	22.5"	22.5"	22.5"	22.5"
Overall Width:	23"	23"	23"	23"
Overall Height:	29"	29"	29"	29.5"
Qty./Wt. per carton:	1 ea./32 lbs.	1 ea./32 lbs.	1 ea./32 lbs.	1 ea./32 lbs.



BENTWOOD LEGS SHOWN WITH UPHOLSTERED SEAT

MODEL / DESCRIPTION / LIST PRICING



7486 Bentwood Legs

Chair
\$1007



7486-S Bentwood Legs with Seat Insert

COM Yardage: .75 Yards

COM	GR1	GR2	GR3	GR4	GR5	GR6	GR7	GR8	GR9	GR10	LEA
\$1171	\$1217	\$1248	\$1276	\$1306	\$1339	\$1372	\$1408	\$1442	\$1479	\$1518	\$1703



7486-SI Bentwood Legs with Seat and Back Insert

COM Yardage: .75 Yards

COM	GR1	GR2	GR3	GR4	GR5	GR6	GR7	GR8	GR9	GR10	LEA
\$1267	\$1321	\$1353	\$1387	\$1423	\$1460	\$1497	\$1539	\$1579	\$1622	\$1666	\$1875



7486-U Bentwood Legs - Fully Upholstered

COM Yardage: 2.5 Yards

COM	GR1	GR2	GR3	GR4	GR5	GR6	GR7	GR8	GR9	GR10	LEA
\$1484	\$1550	\$1593	\$1639	\$1681	\$1730	\$1780	\$1829	\$1884	\$1939	\$1996	\$2267

OPTIONS

Add upcharge to list price and code to model number

FR	CAL 133 (TB 133) Fire Retardant per yard	\$118 /yd.
----	--	------------

MBC	Moisture Barrier Chair	\$84 ea.
-----	------------------------	----------

DIMENSIONS	Sled Base
Inside Width:	19.5"
Seat Height:	17.5"
Arm Height:	29"
Overall Depth:	22.5"
Overall Width:	23"
Overall Height:	30.5"
Qty./Wt. per carton:	1 ea./21 lbs.



SLED BASE SHOWN WITH
UPHOLSTERED SEAT AND BACK INSERT

MODEL / DESCRIPTION / LIST PRICING



7487 Sled Base in Polished Chrome

Chair
\$520



7487-S Sled Base with Seat Insert in Polished Chrome

COM Yardage: .75 Yards

COM	GR1	GR2	GR3	GR4	GR5	GR6	GR7	GR8	GR9	GR10	LEA
\$683	\$730	\$759	\$789	\$822	\$854	\$888	\$924	\$959	\$1000	\$1040	\$1228



7487-SI Sled Base with Seat and Back Insert in Polished Chrome

COM Yardage: .75 Yards

COM	GR1	GR2	GR3	GR4	GR5	GR6	GR7	GR8	GR9	GR10	LEA
\$779	\$834	\$867	\$902	\$936	\$974	\$1012	\$1054	\$1096	\$1140	\$1187	\$1401



7487-U Sled Base in Polished Chrome - Fully Upholstered

COM Yardage: 2.5 Yards

COM	GR1	GR2	GR3	GR4	GR5	GR6	GR7	GR8	GR9	GR10	LEA
\$991	\$1061	\$1104	\$1147	\$1192	\$1240	\$1290	\$1344	\$1397	\$1452	\$1512	\$1785

OPTIONS

Add upcharge to list price and code to model number

FR	CAL 133 (TB 133) Fire Retardant per yard	\$118	/yd.
MBC	Moisture Barrier Chair	\$84	ea.

SF	Powder Coat Finish	\$63	
----	--------------------	------	--

DIMENSIONS	Plane 4-Star
Inside Width:	19.5"
Seat Height:	18"
Arm Height:	29"
Overall Depth:	22.5"
Overall Width:	23"
Overall Height:	30.5"
Qty./Wt. per carton:	1 ea./32 lbs.



4-STAR PLANE SWIVEL
IN CHROME

MODEL / DESCRIPTION / LIST PRICING



7491 4-Star Plane Swivel in Polished Chrome

Chair
\$801



7491-S 4-Star Plane Swivel with Seat Insert in Polished Chrome

COM Yardage: .75 Yards

COM	GR1	GR2	GR3	GR4	GR5	GR6	GR7	GR8	GR9	GR10	LEA
\$965	\$1033	\$1071	\$1115	\$1159	\$1207	\$1254	\$1304	\$1356	\$1413	\$1468	\$1735



7491-SI 4-Star Plane Swivel with Seat and Back Insert in Polished Chrome

COM Yardage: .75 Yards

COM	GR1	GR2	GR3	GR4	GR5	GR6	GR7	GR8	GR9	GR10	LEA
\$1060	\$1136	\$1181	\$1226	\$1276	\$1329	\$1381	\$1434	\$1494	\$1551	\$1615	\$1907



7491-U 4-Star Plane Swivel in Polished Chrome - Fully Upholstered

COM Yardage: 2.5 Yards

COM	GR1	GR2	GR3	GR4	GR5	GR6	GR7	GR8	GR9	GR10	LEA
\$1274	\$1362	\$1418	\$1472	\$1533	\$1594	\$1659	\$1724	\$1794	\$1866	\$1940	\$2292

OPTIONS

Add upcharge to list price and code to model number

FR	CAL 133 (TB 133) Fire Retardant per yard	\$118	/yd.
----	--	-------	------

MBC	Moisture Barrier Chair	\$84	ea.
-----	------------------------	------	-----

DIMENSIONS	Plane 4-Star
Inside Width:	19.5"
Seat Height:	18"
Arm Height:	29"
Overall Depth:	22.5"
Overall Width:	23"
Overall Height:	30.5"
Qty./Wt. per carton:	1 ea./32 lbs.



4-STAR PLANE SWIVEL WITH BLACK BASE FINISH
SHOWN WITH FULLY UPHOLSTERED SHELL

MODEL / DESCRIPTION / LIST PRICING



7492 4-Star Plane Black Swivel

Chair
\$858



7492-S 4-Star Plane Black Swivel with Seat Insert

COM Yardage: .75 Yards

COM	GR1	GR2	GR3	GR4	GR5	GR6	GR7	GR8	GR9	GR10	LEA
\$1020	\$1092	\$1137	\$1181	\$1228	\$1276	\$1330	\$1381	\$1437	\$1494	\$1553	\$1834



7492-SI 4-Star Plane Black Swivel with Seat and Back Insert

COM Yardage: .75 Yards

COM	GR1	GR2	GR3	GR4	GR5	GR6	GR7	GR8	GR9	GR10	LEA
\$1116	\$1194	\$1243	\$1290	\$1344	\$1398	\$1452	\$1512	\$1572	\$1635	\$1702	\$2009



7492-U 4-Star Plane Black Swivel - Fully Upholstered

COM Yardage: 2.5 Yards

COM	GR1	GR2	GR3	GR4	GR5	GR6	GR7	GR8	GR9	GR10	LEA
\$1333	\$1426	\$1484	\$1542	\$1603	\$1667	\$1735	\$1805	\$1877	\$1950	\$2031	\$2399

OPTIONS

Add upcharge to list price and code to model number

FR	CAL 133 (TB 133) Fire Retardant per yard	\$118	/yd.
----	--	-------	------

MBC	Moisture Barrier Chair	\$84	ea.
-----	------------------------	------	-----

DIMENSIONS	5-Star Casters
Inside Width:	19.5"
Seat Height:	16.75"-21.75"
Arm Height:	28.75"-33.75"
Overall Depth:	22.5"
Overall Width:	23"
Overall Height:	29.75"-34.75"
Qty./Wt. per carton:	1 ea./32 lbs.



5-STAR SWIVEL WITH CASTERS
SHOWN WITH SEAT INSERT



5-STAR SWIVEL WITH CASTERS HIGH KIT
SHOWN WITH SEAT INSERT

MODEL / DESCRIPTION / LIST PRICING



7493 5-Star Swivel with Casters

Chair
\$709



7493-S 5-Star Swivel with Casters and Seat Insert

COM Yardage: .75 Yards

COM	GR1	GR2	GR3	GR4	GR5	GR6	GR7	GR8	GR9	GR10	LEA
\$871	\$932	\$971	\$1009	\$1051	\$1092	\$1136	\$1181	\$1228	\$1276	\$1329	\$1570



7493-SI 5-Star Swivel with Casters and Seat and Back Insert

COM Yardage: .75 Yards

COM	GR1	GR2	GR3	GR4	GR5	GR6	GR7	GR8	GR9	GR10	LEA
\$970	\$1036	\$1077	\$1121	\$1166	\$1212	\$1260	\$1311	\$1362	\$1418	\$1472	\$1742



7493-U 5-Star Swivel with Casters - Fully Upholstered

COM Yardage: 2.5 Yards

COM	GR1	GR2	GR3	GR4	GR5	GR6	GR7	GR8	GR9	GR10	LEA
\$1185	\$1268	\$1318	\$1371	\$1426	\$1484	\$1542	\$1603	\$1667	\$1735	\$1805	\$2131

OPTIONS

Add upcharge to list price and code to model number

FR	CAL 133 (TB 133) Fire Retardant per yard	\$118	/yd.
MBC	Moisture Barrier Chair	\$84	ea.

HK	High Chair Kit - Specify 8" or 10" piston	\$138	
BFC	Black Hard Floor & Carpet Casters	\$44	per chair

DIMENSIONS	4-Leg Stool
Inside Width:	19.5"
Seat Height:	30"
Arm Height:	41.5"
Overall Depth:	23"
Overall Width:	23.5"
Overall Height:	43"
Qty./Wt. per carton:	1 ea./32 lbs.



4 LEG BAR STOOL SHOWN WITH UPHOLSTERED SEAT INSERT



4 LEG BAR STOOL FEATURES INSET REAR LEGS

MODEL / DESCRIPTION / LIST PRICING



7495 4 Leg Stool in Polished Chrome



Stool	
\$590	



7495-S 4 Leg Stool with Seat Insert in Polished Chrome

COM Yardage: .75 Yards

COM	GR1	GR2	GR3	GR4	GR5	GR6	GR7	GR8	GR9	GR10	LEA
\$709	\$758	\$789	\$820	\$852	\$887	\$923	\$958	\$999	\$1037	\$1081	\$1275



7495-SI 4 Leg Stool with Seat and Back Insert in Polished Chrome

COM Yardage: .75 Yards

COM	GR1	GR2	GR3	GR4	GR5	GR6	GR7	GR8	GR9	GR10	LEA
\$806	\$861	\$895	\$931	\$971	\$1009	\$1050	\$1089	\$1136	\$1180	\$1226	\$1449



7495-U 4 Leg Stool in Polished Chrome - Fully Upholstered

COM Yardage: 2.5 Yards

COM	GR1	GR2	GR3	GR4	GR5	GR6	GR7	GR8	GR9	GR10	LEA
\$1027	\$1099	\$1142	\$1189	\$1235	\$1286	\$1337	\$1390	\$1448	\$1504	\$1564	\$1849

OPTIONS

Add upcharge to list price and code to model number

FR	CAL 133 (TB 133) Fire Retardant per yard	\$118	/yd.
MBC	Moisture Barrier Chair	\$84	ea.
SF	Powder Coat Finish (Stool)	\$76	

CH	Counter Height (24" seat height)	\$37	
SH	Specialty Height (22" Lowest Seat Height)	\$37	

DIMENSIONS	Sled Base Stool
Inside Width:	19.5"
Seat Height:	30"
Arm Height:	41.5"
Overall Depth:	23"
Overall Width:	24"
Overall Height:	43"
Qty./Wt. per carton:	1 ea./32 lbs.



SLED BASE BAR STOOL SHOWN WITH FULLY UPHOLSTERED SHELL



SLED BASE BAR STOOL OFFERS TAPERED REAR LEGS SHOWN WITH FULLY UPHOLSTERED SHELL

MODEL / DESCRIPTION / LIST PRICING



7497 Sled Base Stool in Polished Chrome

Stool	
\$608	



7497-S Sled Base Stool with Seat Insert in Polished Chrome

COM Yardage: .75 Yards

COM	GR1	GR2	GR3	GR4	GR5	GR6	GR7	GR8	GR9	GR10	LEA
\$768	\$822	\$854	\$888	\$924	\$959	\$1000	\$1040	\$1083	\$1124	\$1170	\$1382



7497-S1 Sled Base Stool with Seat and Back Insert in Polished Chrome

COM Yardage: .75 Yards

COM	GR1	GR2	GR3	GR4	GR5	GR6	GR7	GR8	GR9	GR10	LEA
\$863	\$925	\$963	\$1001	\$1041	\$1084	\$1124	\$1170	\$1217	\$1267	\$1315	\$1555



7497-U Sled Base Stool in Polished Chrome - Fully Upholstered

COM Yardage: 2.5 Yards

COM	GR1	GR2	GR3	GR4	GR5	GR6	GR7	GR8	GR9	GR10	LEA
\$1044	\$1118	\$1165	\$1209	\$1258	\$1307	\$1361	\$1416	\$1471	\$1531	\$1593	\$1880

OPTIONS

Add upcharge to list price and code to model number

FR	CAL 133 (TB 133) Fire Retardant per yard	\$118	/yd.
MBC	Moisture Barrier Chair	\$84	ea.

SF	Powder Coat Finish (Stool)	\$76	
----	----------------------------	------	--



MALIBU TABLE OF CONTENTS

Malibu Specifications	2
Malibu Banquette Options	3
Malibu Banquette Pricing	4
Malibu Banquette Privacy Panel Pricing	7
Malibu Modular Options	8
Malibu Modular Pricing	9
Malibu Modular Privacy Panel Pricing	13
Malibu Modular Backless Units	16
Malibu Modular Individual Arms	19
Malibu Modular Shelving	21
Malibu Modular Configurations	22
Malibu Ottomans	24
Malibu Benches	26
Malibu Lounge Options	28
Malibu Lounge Pricing	29

MALIBU

The Malibu collection presents a variety of designs that offers a modern seating style and a clean tapered leg design, in wood or metal. The banquettes create a sleek dining setting and offers both a clean out option and privacy panels. The modular units offer straight and curved units with optional privacy panels, that can create unique configurations and can customize the look with three arm styles for in between or outside the units. The Malibu lounge has four styles including the straight arm, slope arm, metal quad arm and a laminate or veneer wrap. The ottomans come in many sizes and benches that include online tables, to accompany the rest of the collection in creating multiple touch-down spots for collaboration. Malibu is a versatile collection that will enhance any space or public environment.



BANQUETTE



MODULAR



MODULAR BACKLESS



OTTOMAN



LOUNGE

ORDERING INFORMATION

- 1) Series Name
- 2) Model Number
- 3) Quantity
- 4) Fabric Grade & Number(s)
- 5) Powder Coat Color for Legs
- 6) Panel Laminate/Edge Selection
- 7) Optional Items / Colors

SOFT SEATING	WEIGHT LIMIT
1 Seat	500 lbs.
2 Seat	1000 lbs.
3 Seat	1500 lbs.

STANDARD BASE FINISHES

Metal Legs: Standard Powder Coat

OPTIONAL BASE FINISHES

Wood Legs: Standard Wood Stain

Metal Legs: Polished Chrome



STANDARD POWDERED COAT LEG

GENERAL SPECIFICATIONS

Frame

Frame assembly is constructed of multi-ply hardwood, with tongue and groove construction. No sag-springs are installed in seat & back along with interlocking helicoil springs to prevent sagging and provide additional lower back and seat support.

Upholstery / Foam

Malibu modular lounge is fully upholstered in your choice of fabric, vinyl, crypton, leather or Customers Own Material. ERG uses only water based glues and adhesives in all our upholstery process. Seat foam is bonded to all sides of hardwood frame. Seat cushions are 4" graded, high resiliency (H.R.) block foam with seat back 3" H.R. foam, covered entirely with special bonded polyester fiber to protect final upholstery.

Base Details

Legs: Tapered-triangular legs are formed and welded steel 8.5" tall. Legs are sandblasted prior to final powder coating in your choice of standard powder coat colors.

Metal legs – adjustable steel glides

Wood legs – Felt pads

Note for Edge of privacy panels:

- Straight panels: available with Standard 3MM PVC or laminate self edge. Select from any of our Standard 3MM PVC edges in solid or wood tone, no custom colors available.
- Curved panels: are only available with laminate self edge.
- Both straight and curved panels: when combining straight panels and curved panels, ONLY self edge is available.

OPTIONS

- CODE: FR - CAL 133 (TB 133) Fire Retardant
- CODE: MB - Moisture Barrier (up to 60" overall width)
- CODE: MB60 - Moisture Barrier (over 60" overall width)
- CODE: MBB - Moisture Barrier - up to 60" width (Back-to-Back)
- CODE: MBB60 - Moisture Barrier - over to 60" width (Back-to-Back)
- CODE: PC - Polished Chrome Legs
- CODE: WOD - Solid Maple Wood Legs
- CODE: GD1 - Ratchet Ganging Device for Soft Seating
- CODE: GD2 - Flat Ganging Device for Soft Seating
- CODE: 2FO - Two Fabric Option
- CODE: CO - Clean Out (overall width up to 60")
- CODE: CO1 - Clean Out (overall width over 60")
- CODE: COB - Clean Out Back-to-Back (overall width up to 60")
- CODE: CO1B - Clean Out Back-to-Back (overall width over 60")
- CODE: FMG - Floor Mount Glide



OPTIONAL POLISHED CHROME LEGS



OPTIONAL WOOD LEGS



POWER/DATA

Note: Factory installed power/data available, see accessories online under the 'Products' tab.



TWO FABRIC OPTION



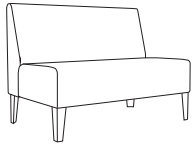
CLEAN OUT OPTION

DIMENSIONS	Straight Banquette
Seat Depth:	20"
Seat Height:	18"
Overall Depth:	27"
Overall Width:	48, 60, 72"
Overall Height:	33"
Qty./Wt.:	1 ea./150 lbs.




MALIBU 48" BANQUETTE

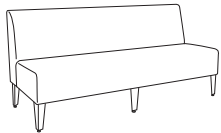
MODEL / DESCRIPTION / LIST PRICING



8500	48" Straight Banquette (4 legs)										COM Yardage: Total 7.0 Yds. / Back: 4 Yds. / Seat: 3.0 Yds.	
COM	GR1	GR2	GR3	GR4	GR5	GR6	GR7	GR8	GR9	GR10	LEA	
\$2941	\$3146	\$3272	\$3404	\$3540	\$3680	\$3827	\$3981	\$4138	\$4304	\$4476	\$5291	



8502	60" Straight Banquette (4 legs)										COM Yardage: Total 8.0 Yds. / Back: 4.5 Yds. / Seat: 3.5 Yds.	
COM	GR1	GR2	GR3	GR4	GR5	GR6	GR7	GR8	GR9	GR10	LEA	
\$3607	\$3859	\$4012	\$4170	\$4338	\$4514	\$4693	\$4880	\$5075	\$5277	\$5490	\$6487	



8504	72" Straight Banquette (6 legs)										COM Yardage: Total 8.5 Yds. / Back: 5 Yds. / Seat: 3.5 Yds.	
COM	GR1	GR2	GR3	GR4	GR5	GR6	GR7	GR8	GR9	GR10	LEA	
\$4325	\$4627	\$4817	\$5006	\$5206	\$5414	\$5632	\$5858	\$6094	\$6335	\$6589	\$7787	

Note: When clean out and ganging are both requested, the flat ganging option must also be used.
Corner units available on Page 11.

Note: Clean out option is only available when units are facing the same direction.

OPTIONS

Add upcharge to list price and code to model number

FR	CAL 133 (TB 133) Fire Retardant per yard	\$118	/yd.
MB	Moisture Barrier (up to 60" overall width)	\$164	ea.
MB60	Moisture Barrier (over 60" overall width)	\$262	ea.
2FO	Two Fabric Option	\$131	per unit
GD1	Ratchet Ganging Device for Soft Seating	\$107	per pair
GD2	Flat Ganging Device for Soft Seating	\$107	per pair

FMG	Floor Mount Glide	\$29	ea.
PC	Polished Chrome Legs	\$45	ea.
WOD	Solid Maple Wood Legs	\$32	ea.
CO	Clean Out (overall width up to 60")	\$327	per unit
CO1	Clean Out (overall width over 60")	\$503	per unit

DIMENSIONS	Corner Square Back	Corner Curve Back
Seat Depth:	20"	20"
Seat Height:	18"	18"
Overall Depth:	28"	28"
Overall Width:	28"	28"
Overall Height:	33"	33"
Qty./Wt.:	1 ea./98 lbs.	1 ea./98 lbs.



CORNER - SQUARE BACK



CORNER - CURVE BACK

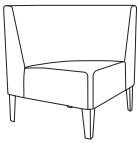
MODEL / DESCRIPTION / LIST PRICING



3924 Corner - **Square Back** (4 legs)

COM Yardage: Total: 6 Yds. / Back: 4.5 Yds. / Seat: 1.5 Yds.

COM	GR1	GR2	GR3	GR4	GR5	GR6	GR7	GR8	GR9	GR10	LEA
\$2752	\$2933	\$3098	\$3278	\$3442	\$3624	\$3804	\$3984	\$4165	\$4346	\$4527	\$4718



3925 Corner - **Curve Back** (4 legs)

COM Yardage: Total: 6 Yds. / Back: 4.5 Yds. / Seat: 1.5 Yds.

COM	GR1	GR2	GR3	GR4	GR5	GR6	GR7	GR8	GR9	GR10	LEA
\$2585	\$2771	\$2936	\$3113	\$3279	\$3462	\$3644	\$3827	\$4007	\$4190	\$4372	\$4562

Note: Clean out option is only available when units are facing the same direction.

OPTIONS

Add upcharge to list price and code to model number

FR	CAL 133 (TB 133) Fire Retardant per yard	\$118	/yd.	FMG	Floor Mount Glide	\$29	ea.
MB	Moisture Barrier (up to 60" overall width)	\$164	ea.	CO	Clean Out (overall width up to 60")	\$342	per unit
PC	Polished Chrome Legs	\$45	ea.	TABFB(-)	Fixed Blade Tablet (outside or inside, specify (L/R), shape A, B or C)	\$593	ea. tablet
WOD	Solid Maple Wood Legs	\$32	ea.	LAM5	Non-standard laminate (5 tablets or less)	\$554	ea. tablet
2FO	Two Fabric Option	\$131	per unit	SST	Solid Surface Tablet Arm - add to tablet option	\$271	ea. tablet
GD1	Ratchet Ganging Device for Soft Seating	\$107	per pair	SS5	Non-standard Solid Surface (5 tablets or less)	Call For Quote	
GD2	Flat Ganging Device for Soft Seating	\$107	per pair				

DIMENSIONS	Back-To-Back Banquette
Seat Depth:	20"
Seat Height:	18"
Overall Depth:	54"
Overall Width:	48, 60, 72"
Overall Height:	33"
Qty./Wt.:	1 ea./250 lbs.



MALIBU 72" BACK-TO-BACK BANQUETTE


MODEL / DESCRIPTION / LIST PRICING



8500-B 48" Back-To-Back Banquette (6 legs)

COM Yardage: Total: 11 Yds. / Back: 6 Yds. / Seat: 5 Yds.

COM	GR1	GR2	GR3	GR4	GR5	GR6	GR7	GR8	GR9	GR10	LEA
\$5584	\$5977	\$6216	\$6465	\$6722	\$6994	\$7270	\$7563	\$7864	\$8180	\$8508	\$10055



8502-B 60" Back-To-Back Banquette (6 legs)

COM Yardage: Total: 13 Yds. / Back: 7 Yds. / Seat: 6 Yds.

COM	GR1	GR2	GR3	GR4	GR5	GR6	GR7	GR8	GR9	GR10	LEA
\$6851	\$7330	\$7623	\$7929	\$8243	\$8574	\$8918	\$9275	\$9647	\$10033	\$10433	\$12332



8504-B 72" Back-To-Back Banquette (8 legs)

COM Yardage: Total: 15 Yds. / Back: 8 Yds. / Seat: 7 Yds.

COM	GR1	GR2	GR3	GR4	GR5	GR6	GR7	GR8	GR9	GR10	LEA
\$8218	\$8795	\$9145	\$9512	\$9892	\$10289	\$10701	\$11127	\$11571	\$12037	\$12516	\$14793

Note: Clean out option is only available when units are facing the same direction.

Note: To order back-to-back banquettes with privacy panel, add the pricing of the panel to the back-to-back unit pricing. The overall depth of back-to-back units with panel is 55". This will increase leg count quality by 2.

Note: When clean out and ganging are both requested, the flat ganging option must also be used.



OPTIONS

Add upcharge to list price and code to model number

FR	CAL 133 (TB 133) Fire Retardant per yard	\$118	/yd.
MBB	Moisture Barrier - up to 60" width (Back-to-Back)	\$327	ea.
MBB60	Moisture Barrier - over 60" width (Back-to-Back)	\$522	ea.
2FO	Two Fabric Option	\$131	per unit
GD1	Ratchet Ganging Device for Soft Seating	\$107	per pair
GD2	Flat Ganging Device for Soft Seating	\$107	per pair

FMG	Floor Mount Glide	\$29	ea.
PC	Polished Chrome Legs	\$45	ea.
WOD	Solid Maple Wood Legs	\$32	ea.
COB	Clean Out Back-to-Back (overall width up to 60")	\$654	per unit
CO1B	Clean Out Back-to-Back (overall width over 60")	\$1007	per unit

PRIVACY PANELS ONLY

DIMENSIONS	48" Wide Privacy Panel	60" Wide Privacy Panel	72" Wide Privacy Panel
Panel Depth:	1"	1"	1"
Panel Width:	48"	60"	72"
Panel Height:	48"	48"	48"

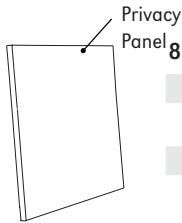


MALIBU BACK TO BACK BANQUETTE
WITH PRIVACY PANEL



1/2" THICK ACRYLIC
PRIVACY PANELS AVAILABLE
CUSTOM:
CALL CUSTOMER SERVICE FOR QUOTE

MODEL / DESCRIPTION / LIST PRICING



8500P 48" Wide Privacy Panel COM Yardage: Total: 3 Yds. (Please allow extra fabric for repeat design.)

COM	GR1	GR2	GR3	GR4	GR5	GR6	GR7	GR8	GR9	GR10	LEA
\$1354	\$1449	\$1505	\$1567	\$1628	\$1694	\$1761	\$1831	\$1905	\$1981	\$2059	\$2434
LAMINATE			VENEER			ACRYLIC					
\$1325			\$2414			CALL					

8502P 60" Wide Privacy Panel COM Yardage: Total: 4 Yds. (Please allow extra fabric for repeat design.)

COM	GR1	GR2	GR3	GR4	GR5	GR6	GR7	GR8	GR9	GR10	LEA
\$1785	\$1911	\$1985	\$2065	\$2148	\$2233	\$2320	\$2417	\$2512	\$2613	\$2718	\$3214
LAMINATE			VENEER			ACRYLIC					
\$1735			\$3105			CALL					

8504P 72" Wide Privacy Panel COM Yardage: Total: 5 Yds. (Please allow extra fabric for repeat design.)

COM	GR1	GR2	GR3	GR4	GR5	GR6	GR7	GR8	GR9	GR10	LEA
\$2184	\$2338	\$2431	\$2530	\$2630	\$2735	\$2846	\$2959	\$3077	\$3199	\$3326	\$3934
LAMINATE			VENEER			ACRYLIC					
\$2107			\$3645			CALL					

Note for Edge of privacy panels:

- Straight panels: available with Standard 3MM PVC or laminate self edge.
Select from any of our Standard 3MM PVC edges in solid or wood tone, no custom colors available.
- Curved panels: are only available with laminate self edge.
- Both straight and curved panels: when combining straight panels and curved panels, ONLY self edge is available.

OPTIONS


- CODE: FR - CAL 133 (TB 133) Fire Retardant
- CODE: MB - Moisture Barrier (up to 60" overall width)
- CODE: MB60 - Moisture Barrier (over 60" overall width)
- CODE: PC - Polished Chrome Legs
- CODE: WOD - Solid Maple Wood Legs
- CODE: 2FO - Two Fabric Option. When seat and base are upholstered in 2 different fabrics of your choice
- CODE: GD1 - Ratchet Ganging Device for Soft Seating
- CODE: GD2 - Flat Ganging Device for Soft Seating
- CODE: FMG - Floor Mount Glide
- CODE: CO - Clean Out (overall width up to 50")
- CODE: CO1 - Clean Out (overall width over 50")
- CODE: TABFB() - Fixed Blade Tablet
(outside or inside, specify (L/R), shape A, B or C)
- CODE: TABR1() - Removable Swivel Tablet (laminated shape A, B or C specify left or right arm) *not available on Slope or Quad Arm
- CODE: TABR2() - Removable Swivel Tablet (laminated shape A, B or C with opening for tablet on both arms) *not available on Slope or Quad Arm
- CODE: SST - Solid Surface Tablet Arm
- CODE: LAM5 - Non-standard laminate for 5 or less tablets
- CODE: SS5 - Non-standard Solid Surface top. Call for quote



TWO FABRICS



LAMINATE TABLET OR SOLID SURFACE



CLEANOUT



POWER/DATA



WOOD LEGS



POLISHED CHROME

Note: Factory installed power/data available, see accessories online under the 'Products' tab.

TABLET SHAPES

Three Tablet Shapes:

Choose from the three shapes shown and specify; A, B or C and left or right (outside tablet) when ordering.

Example: TABFB(A) Left - this would be a fixed shape A tablet on the left side (when seated).

Laminated Top: Tops are 3/4"

Tablet orders of 5 or less have 4 standard laminate colors:

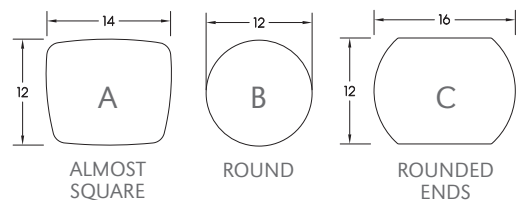
- Wilsonart Black 1595-60
- Wilsonart Montana Walnut 7110K-78
- Formica Brite White 459-58
- Nevamar Silver Alu Metalx MXT003

Edge: 6F Multi-Ply

Solid Surface Top:

Tablet orders of 5 or less have 4 standard Corian colors:

- Bone
- Canyon
- Glacier White
- Silver Grey



DIMENSIONS	22" Straight	30" Straight	44" Straight	66" Straight
Seat Depth:	20"	20"	20"	20"
Seat Height:	18"	18"	18"	18"
Overall Depth:	27"	27"	27"	27"
Overall Width:	22"	30"	44"	66"
Overall Height:	33"	33"	33"	33"
Qty./Wt.:	1 ea./26 lbs.	1 ea./33 lbs.	1 ea./56 lbs.	1 ea./61 lbs.



TWO SEAT STRAIGHT MODULAR UNIT WITH
OPTIONAL BLADE TABLET AND SLOPE ARMS

MODEL / DESCRIPTION / LIST PRICING



3912 22" Straight Module (4 Legs)

COM Yardage: Total: 3.5 Yds. / Back: 2 Yds. / Seat: 1.5 Yds.


COM	GR1	GR2	GR3	GR4	GR5	GR6	GR7	GR8	GR9	GR10	LEA
\$1686	\$1802	\$1920	\$2055	\$2173	\$2309	\$2443	\$2581	\$2714	\$2850	\$2987	\$3180



3913 30" Straight Module (4 Legs)

COM Yardage: Total: 4.5 Yds. / Back: 2 Yds. / Seat: 2.5 Yds.


COM	GR1	GR2	GR3	GR4	GR5	GR6	GR7	GR8	GR9	GR10	LEA
\$1947	\$2089	\$2241	\$2409	\$2558	\$2727	\$2894	\$3062	\$3230	\$3397	\$3599	\$3792



3914 44" Straight Module (4 Legs)

COM Yardage: Total: 7 Yds. / Back: 4 Yds. / Seat: 3 Yds.

COM	GR1	GR2	GR3	GR4	GR5	GR6	GR7	GR8	GR9	GR10	LEA
\$2695	\$2893	\$3089	\$3289	\$3488	\$3685	\$3883	\$4080	\$4278	\$4476	\$4673	\$4862



3915 66" Straight Module (6 Legs)

COM Yardage: Total: 8.5 Yds. / Back: 5 Yds. / Seat: 3.5 Yds.

COM	GR1	GR2	GR3	GR4	GR5	GR6	GR7	GR8	GR9	GR10	LEA
\$3966	\$4215	\$4462	\$4709	\$4956	\$5204	\$5449	\$5697	\$5945	\$6192	\$6438	\$6676

Note: Clean out option is only available when units are facing the same direction.

OPTIONS

Add upcharge to list price and code to model number


FR	CAL 133 (TB 133) Fire Retardant per yard	\$118	/yd.	FMG	Floor Mount Glide	\$29	ea.
MB	Moisture Barrier (up to 60" overall width)	\$164	ea.	TABFB-(L)	Fixed Blade Tablet (outside or inside, specify (L/R), shape A, B or C)	\$593	ea. tablet
MB60	Moisture Barrier (over 60" overall width)	\$262	ea.	LAM5	Non-standard laminate (5 tablets or less)	\$554	ea. tablet
PC	Polished Chrome Legs	\$45	ea.	SST	Solid Surface Tablet - add to tablet option	\$271	ea. tablet
WOD	Solid Maple Wood Legs	\$32	ea.	SS5	Non-standard Solid Surface (5 tablets or less)	Call For Quote	
2FO	Two Fabric Option	\$131	per unit	CO	Clean Out (overall width up to 60")	\$327	per unit
GD1	Ratchet Ganging Device for Soft Seating	\$107	per pair	CO1	Clean Out (overall width over 60")	\$503	per unit
GD2	Flat Ganging Device for Soft Seating	\$107	per pair				

DIMENSIONS	30° Curve Inside	45° Curve Inside	60° Curve Inside
Seat Depth:	20"	20"	20"
Seat Height:	18"	18"	18"
Overall Depth:	29"	31"	32"
Overall Width:	35"	52"	67"
Overall Height:	33"	33"	33"
Qty./Wt.:	1 ea./112 lbs.	1 ea./145 lbs.	1 ea./180 lbs.



INSIDE 45° CURVE UNIT

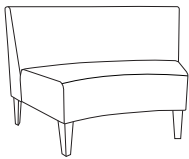
MODEL / DESCRIPTION / LIST PRICING



3917 Inside 30° Curve Module (4 legs)

COM Yardage: Total: 4.5 Yds. / Back: 2.5 Yds. / Seat: 2 Yds.


COM	GR1	GR2	GR3	GR4	GR5	GR6	GR7	GR8	GR9	GR10	LEA
\$1820	\$1938	\$2054	\$2189	\$2307	\$2443	\$2579	\$2712	\$2848	\$2981	\$3114	\$3309



3918 Inside 45° Curve Module (4 legs)

COM Yardage: Total: 7 Yds. / Back: 4 Yds. / Seat: 3 Yds.

COM	GR1	GR2	GR3	GR4	GR5	GR6	GR7	GR8	GR9	GR10	LEA
\$2602	\$2769	\$2931	\$3111	\$3277	\$3460	\$3641	\$3824	\$4004	\$4187	\$4366	\$4557



3919 Inside 60° Curve Module (5 legs)

COM Yardage: Total: 8 Yds. / Back: 4.5 Yds. / Seat: 3.5 Yds.

COM	GR1	GR2	GR3	GR4	GR5	GR6	GR7	GR8	GR9	GR10	LEA
\$3337	\$3498	\$3663	\$3845	\$4005	\$4187	\$4366	\$4548	\$4727	\$4909	\$5086	\$5276

Note: Clean out option is only available when units are facing the same direction.

OPTIONS

Add upcharge to list price and code to model number

FR	CAL 133 (TB 133) Fire Retardant per yard	\$118	/yd.	FMG	Floor Mount Glide	\$29	ea.
MB	Moisture Barrier (up to 60" overall width)	\$164	ea.	TABFB-(L)	Fixed Blade Tablet (outside or inside, specify (L/R), shape A, B or C)	\$593	ea. tablet
MB60	Moisture Barrier (over 60" overall width)	\$262	ea.	LAM5	Non-standard laminate (5 tablets or less)	\$554	ea. tablet
PC	Polished Chrome Legs	\$45	ea.	SST	Solid Surface Tablet - add to tablet option	\$271	ea. tablet
WOD	Solid Maple Wood Legs	\$32	ea.	SS5	Non-standard Solid Surface (5 tablets or less)	Call For Quote	
2FO	Two Fabric Option	\$131	per unit	CO	Clean Out (overall width up to 60")	\$327	per unit
GD1	Ratchet Ganging Device for Soft Seating	\$107	per pair	CO1	Clean Out (overall width over 60")	\$503	per unit
GD2	Flat Ganging Device for Soft Seating	\$107	per pair				

DIMENSIONS	20° Curve Outside	30° Curve Outside	45° Curve Outside	60° Curve Outside
Seat Depth:	20"	20"	20"	20"
Seat Height:	18"	18"	18"	18"
Overall Depth:	27"	29"	31"	32"
Overall Width:	23"	35"	52"	67"
Overall Height:	33"	33"	33"	33"
Qty./Wt.:	1 ea./62 lbs.	1 ea./78 lbs.	1 ea./98 lbs.	1 ea./140 lbs.



OUTSIDE 45° CURVE UNIT

MODEL / DESCRIPTION / LIST PRICING



3920 Outside 20° Curve Module (4 legs)

COM Yardage: Total: 4.25 Yds. / Back: 2 Yds. / Seat: 2.25 Yds.

COM	GR1	GR2	GR3	GR4	GR5	GR6	GR7	GR8	GR9	GR10	LEA
\$1894	\$2029	\$2145	\$2281	\$2398	\$2532	\$2666	\$2800	\$2936	\$3069	\$3202	\$3396



3921 Outside 30° Curve Module (4 legs)

COM Yardage: Total: 4.75 Yds. / Back: 2.25 Yds. / Seat: 2.5 Yds.

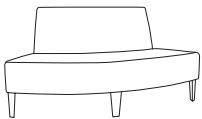
COM	GR1	GR2	GR3	GR4	GR5	GR6	GR7	GR8	GR9	GR10	LEA
\$2016	\$2150	\$2268	\$2401	\$2518	\$2651	\$2783	\$2919	\$3052	\$3188	\$3321	\$3514



3922 Outside 45° Curve Module (4 legs)

COM Yardage: Total: 5.25 Yds. / Back: 2.5 Yds. / Seat: 2.75 Yds.

COM	GR1	GR2	GR3	GR4	GR5	GR6	GR7	GR8	GR9	GR10	LEA
\$2889	\$3054	\$3218	\$3397	\$3563	\$3745	\$3923	\$4105	\$4288	\$4469	\$4650	\$4838



3923 Outside 60° Curve Module (5 legs)

COM Yardage: Total: 7.5 Yds. / Back: 3 Yds. / Seat: 4.5 Yds.

COM	GR1	GR2	GR3	GR4	GR5	GR6	GR7	GR8	GR9	GR10	LEA
\$3415	\$3598	\$3763	\$3939	\$4104	\$4285	\$4465	\$4644	\$4824	\$5005	\$5186	\$5373

Note: Clean out option is only available when units are facing the same direction.

OPTIONS

Add upcharge to list price and code to model number

FR	CAL 133 (TB 133) Fire Retardant per yard	\$118	/yd.	FMG	Floor Mount Glide	\$29	ea.
MB	Moisture Barrier (up to 60" overall width)	\$164	ea.	TABFB(-)	Fixed Blade Tablet (outside or inside, specify (L/R), shape A, B or C)	\$593	ea. tablet
MB60	Moisture Barrier (over 60" overall width)	\$262	ea.	LAM5	Non-standard laminate (5 tablets or less)	\$554	ea. tablet
PC	Polished Chrome Legs	\$45	ea.	SST	Solid Surface Tablet Arm - add to tablet option	\$271	ea. tablet
WOD	Solid Maple Wood Legs	\$32	ea.	SS5	Non-standard Solid Surface (5 tablets or less)	Call For Quote	
2FO	Two Fabric Option	\$131	per unit	CO	Clean Out (overall width up to 50")	\$327	per unit
GD1	Ratchet Ganging Device for Soft Seating	\$107	per pair	CO1	Clean Out (overall width over 50")	\$503	per unit
GD2	Flat Ganging Device for Soft Seating	\$107	per pair				

DIMENSIONS	Corner Square Back	Corner Curve Back
Seat Depth:	20"	20"
Seat Height:	18"	18"
Overall Depth:	27"	27"
Overall Width:	28"	28"
Overall Height:	33"	33"
Qty./Wt.:	1 ea./98 lbs.	1 ea./98 lbs.



CORNER - SQUARE BACK



CORNER - CURVE BACK


MODEL / DESCRIPTION / LIST PRICING



3924 Corner - **Square Back** (4 legs)

COM Yardage: Total: 6 Yds. / Back: 4.5 Yds. / Seat: 1.5 Yds.

COM	GR1	GR2	GR3	GR4	GR5	GR6	GR7	GR8	GR9	GR10	LEA
\$2752	\$2933	\$3098	\$3278	\$3442	\$3624	\$3804	\$3984	\$4165	\$4346	\$4527	\$4718



3925 Corner - **Curve Back** (4 legs)

COM Yardage: Total: 6 Yds. / Back: 4.5 Yds. / Seat: 1.5 Yds.

COM	GR1	GR2	GR3	GR4	GR5	GR6	GR7	GR8	GR9	GR10	LEA
\$2585	\$2771	\$2936	\$3113	\$3279	\$3462	\$3644	\$3827	\$4007	\$4190	\$4372	\$4562

Note: Clean out option is only available when units are facing the same direction.

OPTIONS

Add upcharge to list price and code to model number

FR	CAL 133 (TB 133) Fire Retardant per yard	\$118	/yd.	FMG	Floor Mount Glide	\$29	ea.
MB	Moisture Barrier (up to 60" overall width)	\$164	ea.	CO	Clean Out (overall width up to 60")	\$342	per unit
PC	Polished Chrome Legs	\$45	ea.	TABFB-(L)	Fixed Blade Tablet (outside or inside, specify (L/R), shape A, B or C)	\$593	ea. tablet
WOD	Solid Maple Wood Legs	\$32	ea.	LAM5	Non-standard laminate (5 tablets or less)	\$554	ea. tablet
2FO	Two Fabric Option	\$131	per unit	SST	Solid Surface Tablet Arm - add to tablet option	\$271	ea. tablet
GD1	Ratchet Ganging Device for Soft Seating	\$107	per pair	SS5	Non-standard Solid Surface (5 tablets or less)	Call For Quote	
GD2	Flat Ganging Device for Soft Seating	\$107	per pair				

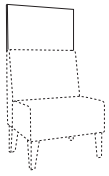
DIMENSIONS	Straight Panel	Straight Panel	Straight Panel	Straight Panel
Panel Depth:	1"	1"	1"	1"
Overall Width:	22"	30"	44"	66"
Overall Height:	48"	48"	48"	48"
Qty./Approx Wt.:	1 ea./100 lbs.	1 ea./110 lbs.	1 ea./120 lbs.	1 ea./135 lbs.



STRAIGHT PRIVACY PANEL

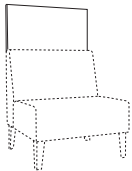
NOTE: SEE PAGE 20 WHEN ADDING SHELF TO UNIT

MODEL / DESCRIPTION / LIST PRICING



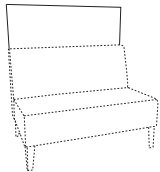
3973/22U	Straight Panel - Upholstered										COM Yardage - Panel: 2 Yds.	
COM	GR1	GR2	GR3	GR4	GR5	GR6	GR7	GR8	GR9	GR10	LEA	
\$888	\$950	\$991	\$1031	\$1071	\$1113	\$1159	\$1203	\$1251	\$1301	\$1355	\$1603	

3976/22L	Straight Panel - Laminate				3957/22A	Straight Panel - Acrylic			
Laminate					Acrylic				
\$1093					CALL				



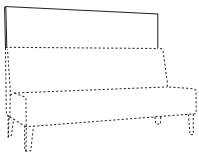
3973/30U	Straight Panel - Upholstered										COM Yardage - Panel: 2.5 Yds.	
COM	GR1	GR2	GR3	GR4	GR5	GR6	GR7	GR8	GR9	GR10	LEA	
\$1103	\$1179	\$1226	\$1272	\$1328	\$1377	\$1434	\$1492	\$1550	\$1611	\$1677	\$1981	

3976/30L	Straight Panel - Laminate				3957/30A	Straight Panel - Acrylic			
Laminate					Acrylic				
\$1323					CALL				



3974/44U	Straight Panel - Upholstered										COM Yardage - Panel: 4 Yds.	
COM	GR1	GR2	GR3	GR4	GR5	GR6	GR7	GR8	GR9	GR10	LEA	
\$1266	\$1355	\$1407	\$1466	\$1522	\$1585	\$1648	\$1714	\$1783	\$1854	\$1929	\$2278	

3977/44L	Straight Panel - Laminate				3960/44A	Straight Panel - Acrylic			
Laminate					Acrylic				
\$1523					CALL				



3975/66U	Straight Panel - Upholstered										COM Yardage - Panel: 5 Yds.	
COM	GR1	GR2	GR3	GR4	GR5	GR6	GR7	GR8	GR9	GR10	LEA	
\$1976	\$2114	\$2198	\$2288	\$2379	\$2475	\$2573	\$2675	\$2783	\$2895	\$3008	\$3557	

3978/66L	Straight Panel - Laminate				3965/66A	Straight Panel - Acrylic			
Laminate					Acrylic				
\$2373					CALL				

Note for Edge of privacy panels:

- Straight panels: available with Standard 3MM PVC or laminate self edge. Select from any of our Standard 3MM PVC edges in solid or wood tone, no custom colors available.
- Curved panels: are only available with laminate self edge.
- Both straight and curved panels: when combining straight panels and curved panels, ONLY self edge is available.

OPTIONS

Add upcharge to list price and code to model number

FR	CAL 133 (TB 133) Fire Retardant per yard	\$118	/yd.
----	--	-------	------

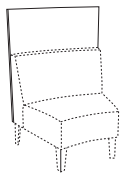
DIMENSIONS	30°	45°	60°
Panel Depth:	1"	1"	1"
Overall Width:	32"	52"	67"
Overall Height:	48"	48"	48"
Qty./Approx Wt.:	1 ea./135 lbs.	1 ea./145 lbs.	1 ea./160 lbs.



45° INSIDE CURVE PANEL

NOTE: SEE PAGE 20 WHEN ADDING SHELF TO UNIT

MODEL / DESCRIPTION / LIST PRICING

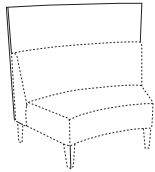


3991/30U 30° Curve - Upholstered COM Yardage - Panel: 2.5 Yds.

COM	GR1	GR2	GR3	GR4	GR5	GR6	GR7	GR8	GR9	GR10	LEA
\$1653	\$1765	\$1834	\$1911	\$1988	\$2066	\$2149	\$2234	\$2326	\$2417	\$2513	\$2973

3991/30L 30° Curve - Laminate

Laminate
\$2165

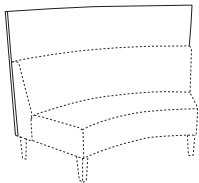


3992/45U 45° Curve - Upholstered COM Yardage - Panel: 4 Yds.

COM	GR1	GR2	GR3	GR4	GR5	GR6	GR7	GR8	GR9	GR10	LEA
\$1901	\$2034	\$2112	\$2196	\$2286	\$2378	\$2474	\$2572	\$2674	\$2781	\$2889	\$3418

3992/45L 45° Curve - Laminate

Laminate
\$2489



3993/60U 60° Curved - Upholstered COM Yardage - Panel: 5 Yds.

COM	GR1	GR2	GR3	GR4	GR5	GR6	GR7	GR8	GR9	GR10	LEA
\$2965	\$3172	\$3300	\$3433	\$3567	\$3711	\$3858	\$4015	\$4173	\$4343	\$4515	\$5338

3993/60L 60° Curve - Laminate

Laminate
\$3880

Note for Edge of privacy panels:

- Straight panels: available with Standard 3MM PVC or laminate self edge.
Select from any of our Standard 3MM PVC edges in solid or wood tone, no custom colors available.
- Curved panels: are only available with laminate self edge.
- Both straight and curved panels: when combining straight panels and curved panels, ONLY self edge is available.

OPTIONS

Add upcharge to list price and code to model number

FR	CAL 133 (TB 133) Fire Retardant per yard	\$118	/yd.
----	--	-------	------

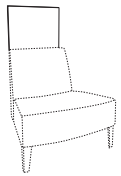
DIMENSIONS	30°	45°	60°
Panel Depth:	1"	1"	1"
Overall Width:	32"	52"	67"
Overall Height:	48"	48"	48"
Qty./Approx Wt.:	1 ea./135 lbs.	1 ea./145 lbs.	1 ea./160 lbs.

NOTE: SEE PAGE 20 WHEN ADDING SHELF TO UNIT



60° OUTSIDE CURVE PANEL

MODEL / DESCRIPTION / LIST PRICING



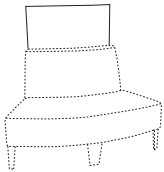
3997/30U 30° Curve - Upholstered

COM Yardage - Panel: 2.5 Yds.

COM	GR1	GR2	GR3	GR4	GR5	GR6	GR7	GR8	GR9	GR10	LEA
\$1405	\$1501	\$1561	\$1624	\$1689	\$1758	\$1828	\$1901	\$1976	\$2054	\$2137	\$2973

3997/30L 30° Curve - Laminate

Laminate
\$1837



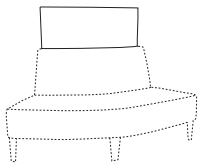
3998/45U 45° Curve - Upholstered

COM Yardage - Panel: 3 Yds.

COM	GR1	GR2	GR3	GR4	GR5	GR6	GR7	GR8	GR9	GR10	LEA
\$1615	\$1728	\$1797	\$1866	\$1946	\$2019	\$2104	\$2184	\$2270	\$2364	\$2454	\$3418

3998/45L 45° Curve - Laminate

Laminate
\$2116



3999/60U 60° Curve - Upholstered

COM Yardage - Panel: 4 Yds.

COM	GR1	GR2	GR3	GR4	GR5	GR6	GR7	GR8	GR9	GR10	LEA
\$2519	\$2695	\$2805	\$2918	\$3034	\$3153	\$3282	\$3414	\$3548	\$3688	\$3841	\$5338

3999/60L 60° Curve - Laminate

Laminate
\$3300

Note for Edge of privacy panels:

- Straight panels: available with Standard 3MM PVC or laminate self edge.
Select from any of our Standard 3MM PVC edges in solid or wood tone, no custom colors available.
- Curved panels: are only available with laminate self edge.
- Both straight and curved panels: when combining straight panels and curved panels, ONLY self edge is available.

OPTIONS

Add upcharge to list price and code to model number

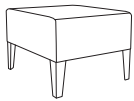
FR	CAL 133 (TB 133) Fire Retardant per yard	\$118	/yd.
----	--	-------	------

DIMENSIONS	Single Seat	Bariatric Backless	Two Seat Backless	Three Seat Backless
Overall Depth:	27"	27"	27"	27"
Overall Width:	22"	30"	44"	66"
Seat Height:	18"	18"	18"	18"
Qty./Wt.:	1 ea./44 lbs.	1 ea./65 lbs.	1 ea./89 lbs.	1 ea./115 lbs.



TWO SEAT 44" BACKLESS MODULAR UNIT

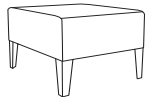
MODEL / DESCRIPTION / LIST PRICING



3926 Single Seat 22" Backless Modular Unit (4 legs)

COM Yardage: Total: 2.25 Yds. / Sides: 1.25 Yds. / Top: 1 Yds.

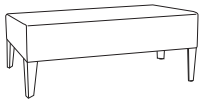
COM	GR1	GR2	GR3	GR4	GR5	GR6	GR7	GR8	GR9	GR10	LEA
\$1519	\$1714	\$1913	\$2109	\$2303	\$2500	\$2696	\$2893	\$3087	\$3283	\$3482	\$3670



3927 Bariatric 30" Backless Modular Unit (4 legs)

COM Yardage: Total: 2.75 Yds. / Sides: 1.5 Yds. / Top: 1.25 Yds.

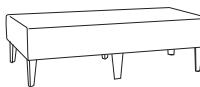
COM	GR1	GR2	GR3	GR4	GR5	GR6	GR7	GR8	GR9	GR10	LEA
\$1884	\$2081	\$2278	\$2474	\$2668	\$2866	\$3062	\$3258	\$3457	\$3651	\$3849	\$4034



3928 Two Seat 44" Backless Modular Unit (4 legs)

COM Yardage: Total: 3.25 Yds. / Sides: 1.75 Yds. / Top: 1.5 Yds.

COM	GR1	GR2	GR3	GR4	GR5	GR6	GR7	GR8	GR9	GR10	LEA
\$2702	\$2897	\$3094	\$3289	\$3486	\$3683	\$3878	\$4074	\$4271	\$4468	\$4665	\$4850



3929 Three Seat 66" Backless Modular Unit (6 legs)

COM Yardage: Total: 4.5 Yds. / Sides: 2.5 Yds. / Top: 2 Yds.

COM	GR1	GR2	GR3	GR4	GR5	GR6	GR7	GR8	GR9	GR10	LEA
\$3106	\$3304	\$3497	\$3695	\$3892	\$4087	\$4285	\$4479	\$4676	\$4873	\$5070	\$5258

OPTIONS

Add upcharge to list price and code to model number

FR	CAL 133 (TB 133) Fire Retardant per yard	\$118	/yd.	FMG	Floor Mount Glide	\$29	ea.
MB	Moisture Barrier (up to 60" overall width)	\$164	ea.	TABFB(-)	Fixed Blade Tablet (outside or inside, specify (L/R), shape A, B or C)	\$593	ea. tablet
MB60	Moisture Barrier (over 60" overall width)	\$262	ea.	LAM5	Non-standard laminate (5 tablets or less)	\$554	ea. tablet
PC	Polished Chrome Legs	\$45	ea.	SST	Solid Surface Tablet Arm - add to tablet option	\$271	ea. tablet
WOD	Solid Maple Wood Legs	\$32	ea.	SS5	Non-standard Solid Surface (5 tablets or less)	Call For Quote	
2FO	Two Fabric Option	\$131	per unit				
GD1	Ratchet Ganging Device for Soft Seating	\$107	per pair				
GD2	Flat Ganging Device for Soft Seating	\$107	per pair				

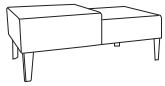
DIMENSIONS	Two Unit / Side Table	Three Unit / Online Table
Overall Depth:	27"	27"
Overall Width:	44"	66"
Seat Height:	18"	18"
Table Height:	16"	16"
Qty./Wt.:	1 ea./44 lbs.	1 ea./115 lbs.



66" BACKLESS MODULAR WITH ONLINE TABLE, SHOWN WITH 44" STRAIGHT MODULE

L - LAMINATE
W - WOOD VENEER

MODEL / DESCRIPTION / LIST PRICING



3930L 44" Backless Unit w/ Online Table - **Laminate** (4 legs)

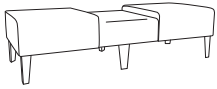
COM Yardage: 2.5 Yds. / Top: 1 Yds. / Sides: 1.5 Yds.

COM	GR1	GR2	GR3	GR4	GR5	GR6	GR7	GR8	GR9	GR10	LEA
\$2755	\$2949	\$3068	\$3190	\$3318	\$3448	\$3588	\$3730	\$3882	\$4035	\$4197	\$4961

3930W 44" Backless Unit w/ Online Table - **Veneer** (4 legs)

COM Yardage: 2.5 Yds.

COM	GR1	GR2	GR3	GR4	GR5	GR6	GR7	GR8	GR9	GR10	LEA
\$2980	\$3190	\$3319	\$3449	\$3588	\$3734	\$3882	\$4037	\$4198	\$4365	\$4539	\$5365



3931L 66" Backless Unit w/ Center Online Table - **Laminate** (6 legs)

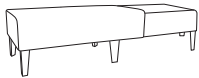
COM Yardage: 4.5 Yds. / Tops: 1.5 Yds. / Sides: 3 Yds.

COM	GR1	GR2	GR3	GR4	GR5	GR6	GR7	GR8	GR9	GR10	LEA
\$3104	\$3322	\$3456	\$3590	\$3736	\$3884	\$4040	\$4200	\$4367	\$4543	\$4725	\$5584

3931W 66" Backless Unit w/ Center Online Table - **Veneer** (6 legs)

COM Yardage: 4.5 Yds.

COM	GR1	GR2	GR3	GR4	GR5	GR6	GR7	GR8	GR9	GR10	LEA
\$3257	\$3485	\$3626	\$3769	\$3918	\$4077	\$4241	\$4409	\$4583	\$4771	\$4960	\$5861



3932L 66" Backless Unit w/ Online Table - **Laminate** (6 legs)

COM Yardage: 4.5 Yds. / Tops: 1.5 Yds. / Sides: 3 Yds.

COM	GR1	GR2	GR3	GR4	GR5	GR6	GR7	GR8	GR9	GR10	LEA
\$3104	\$3322	\$3456	\$3590	\$3736	\$3884	\$4040	\$4200	\$4367	\$4543	\$4725	\$5584

3932W 66" Backless Unit w/ Online Table - **Veneer** (6 legs)

COM Yardage: 4.5 Yds.

COM	GR1	GR2	GR3	GR4	GR5	GR6	GR7	GR8	GR9	GR10	LEA
\$3257	\$3485	\$3626	\$3769	\$3918	\$4077	\$4241	\$4409	\$4583	\$4771	\$4960	\$5861

CORIAN TOPS - PLEASE CALL FOR A QUOTE

OPTIONS

Add upcharge to list price and code to model number

FR	CAL 133 (TB 133) Fire Retardant per yard	\$118	/yd.
MB	Moisture Barrier (up to 60" overall width)	\$164	ea.
MB60	Moisture Barrier (over 60" overall width)	\$262	ea.
PC	Polished Chrome Legs	\$45	ea.
WOD	Solid Maple Wood Legs	\$32	ea.
2FO	Two Fabric Option	\$131	per unit
GD1	Ratchet Ganging Device for Soft Seating	\$107	per pair
GD2	Flat Ganging Device for Soft Seating	\$107	per pair

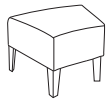
FMG	Floor Mount Glide	\$29	ea.
TABFB(-)	Fixed Blade Tablet (outside or inside, specify (L/R), shape A, B or C)	\$593	ea. tablet
LAM5	Non-standard laminate (5 tablets or less)	\$554	ea. tablet
SST	Solid Surface Tablet Arm - add to tablet option	\$271	ea. tablet
SS5	Non-standard Solid Surface (5 tablets or less)	Call For Quote	

DIMENSIONS	20° Curve Backless	30° Curve Backless	45° Curve Backless	60° Curve Backless
Seat Depth:	27"	27"	27"	27"
Overall Depth:	28"	29"	31"	32"
Overall Width:	32"	35"	52"	67"
Seat Height:	18"	18"	18"	18"
Qty./Wt.:	1 ea./44 lbs.	1 ea./65 lbs.	1 ea./85 lbs.	1 ea./110 lbs.



60° BACKLESS CURVE MODULE

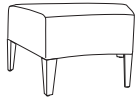
MODEL / DESCRIPTION / LIST PRICING



3933 20° Curve Backless Modular Unit (4 legs)

COM Yardage: Total: 2.5 Yds. / Sides: 1.5 Yds. / Top: 1 Yds.

COM	GR1	GR2	GR3	GR4	GR5	GR6	GR7	GR8	GR9	GR10	LEA
\$1556	\$1668	\$1782	\$1915	\$2029	\$2161	\$2291	\$2420	\$2552	\$2684	\$2813	\$3002



3934 30° Curve Backless Modular Unit (4 legs)

COM Yardage: Total: 3 Yds. / Sides: 1.75 Yds. / Top: 1.25 Yds.

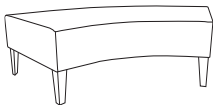
COM	GR1	GR2	GR3	GR4	GR5	GR6	GR7	GR8	GR9	GR10	LEA
\$1666	\$1779	\$1894	\$2025	\$2137	\$2271	\$2401	\$2532	\$2661	\$2793	\$2922	\$3111



3935 45° Curve Backless Modular Unit (4 legs)

COM Yardage: Total: 3.75 Yds. / Sides: 2 Yds. / Top: 1.75 Yds.

COM	GR1	GR2	GR3	GR4	GR5	GR6	GR7	GR8	GR9	GR10	LEA
\$2295	\$2453	\$2553	\$2657	\$2758	\$2871	\$2988	\$3106	\$3230	\$3362	\$3494	\$4130



3936 60° Curve Backless Modular Unit (5 legs)

COM Yardage: Total: 4.5 Yds. / Sides: 2.25 Yds. / Top: 2.25 Yds.

COM	GR1	GR2	GR3	GR4	GR5	GR6	GR7	GR8	GR9	GR10	LEA
\$2793	\$2989	\$3108	\$3231	\$3363	\$3496	\$3634	\$3782	\$3935	\$4089	\$4252	\$5027

OPTIONS

Add upcharge to list price and code to model number

FR	CAL 133 (TB 133) Fire Retardant per yard	\$118	/yd.
MB	Moisture Barrier (up to 60" overall width)	\$164	ea.
MB60	Moisture Barrier (over 60" overall width)	\$262	ea.
PC	Polished Chrome Legs	\$45	ea.
WOD	Solid Maple Wood Legs	\$32	ea.
2FO	Two Fabric Option	\$131	per unit
GD1	Ratchet Ganging Device for Soft Seating	\$107	per pair
GD2	Flat Ganging Device for Soft Seating	\$107	per pair

FMG	Floor Mount Glide	\$29	ea.
TABFB(-)	Fixed Blade Tablet (outside or inside, specify (L/R), shape A, B or C)	\$593	ea. tablet
LAM5	Non-standard laminate (5 tablets or less)	\$554	ea. tablet
SST	Solid Surface Tablet Arm - add to tablet option	\$271	ea. tablet
SS5	Non-standard Solid Surface (5 tablets or less)	Call For Quote	

DIMENSIONS	Straight Arm	Slope Arm	Quad Arm
Overall Depth:	27"	27"	27"
Overall Width:	3"	2"	3"
Overall Height:	25"	24"	25"
Qty./Wt.:	1 ea./25 lbs.	1 ea./25 lbs.	1 ea./25 lbs.



STRAIGHT ARM

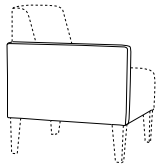


SLOPE ARM



QUAD ARM

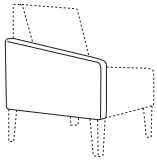
MODEL / DESCRIPTION / LIST PRICING



3967L/R Straight Arm-Left or Right Outside

COM Yardage: 1.5 Yds.

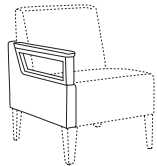
COM	GR1	GR2	GR3	GR4	GR5	GR6	GR7	GR8	GR9	GR10	LEA
\$408	\$436	\$455	\$475	\$493	\$511	\$531	\$554	\$574	\$599	\$624	\$733



3968L/R Slope Arm-Left or Right Outside

COM Yardage: 1.5 Yds.

COM	GR1	GR2	GR3	GR4	GR5	GR6	GR7	GR8	GR9	GR10	LEA
\$479	\$513	\$533	\$556	\$576	\$601	\$626	\$649	\$673	\$704	\$731	\$862



3969L/R Metal Quad Arm-Left or Right Outside

COM Yardage: 1.5 Yds.

COM	GR1	GR2	GR3	GR4	GR5	GR6	GR7	GR8	GR9	GR10	LEA
\$590	\$631	\$658	\$679	\$707	\$738	\$766	\$798	\$828	\$862	\$897	\$1058

TABLET SHAPES

Three Tablet Shapes::

Choose from the three shapes shown and specify; A, B or C and left or right (outside tablet) when ordering.
Example: TABF-(A) Left - this would be a fixed shape A tablet on the left side (when seated).

Laminate Top: Tops are 3/4"

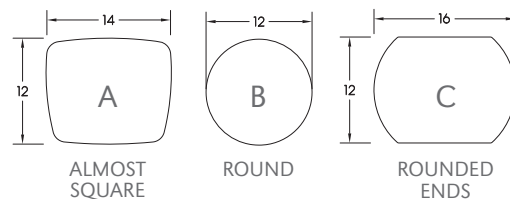
Tablet orders of 5 or less have 4 standard laminate colors:

- Wilsonart Black 1595-60
- Wilsonart Montana Walnut 7110K-78
- Formica Brite White 459-58
- Nevamar Silver Alu Metalx MXT003

Edge: 6F Multi-Ply

Solid Surface Top:

Tablet orders of 5 or less have 4 standard Corian colors:
• Bone • Canyon • Glacier White • Silver Grey



Note: Tablets not available on Slope or Quad Arm, and cannot be used with arm caps.

OPTIONS

Add upcharge to list price and code to model number

FR	CAL 133 (TB 133) Fire Retardant per yard	\$118	/yd.
WAC	Single Wood Arm Cap	\$116	ea.
PAC	Single Poly Arm Cap - Standard Black/Charcoal	\$89	ea.

TAB-(L)	Swivel Tablet (specify A, B or C, left or right arm)	\$653	ea. tablet
TABR1-(L)	Removable Tablet (specify A, B or C, left or right arm)	\$756	ea. tablet
TABR2-(L)	Removable Tablet (specify A, B or C both arm openings)	\$893	ea. tablet
LAM5	Non-standard laminate (5 tablets or less)	\$554	ea. tablet
SST	Solid Surface Tablet Arm - add to tablet option	\$271	ea. tablet
SS5	Non-standard Solid Surface (5 tablets or less)	Call For Quote	

*Poly Arm Caps are standard on Quad Arms in Black or Charcoal - Please deduct \$30 list per arm for no arm caps on quad arms. Quad arm available in powder coat only.

DIMENSIONS	Straight Center Arm	Slope Center Arm	Quad Center Arm
Overall Depth:	19"	19"	19"
Overall Width:	2"	2"	2"
Overall Height:	25"	25"	25"
Qty./Wt.:	1 ea./25 lbs.	1 ea./25 lbs.	1 ea./25 lbs.



STRAIGHT CENTER ARM

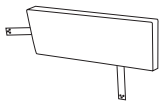


SLOPE CENTER ARM



QUAD CENTER ARM

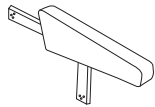
MODEL / DESCRIPTION / LIST PRICING



3970C Straight Arm - Center (No Poly Arm Cap)

COM Yardage: 1 Yds.

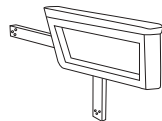
COM	GR1	GR2	GR3	GR4	GR5	GR6	GR7	GR8	GR9	GR10	LEA
\$408	\$436	\$455	\$475	\$493	\$511	\$531	\$554	\$574	\$599	\$624	\$733



3971C Slope Arm - Center (No Poly Arm Cap)

COM Yardage: .75 Yds.

COM	GR1	GR2	GR3	GR4	GR5	GR6	GR7	GR8	GR9	GR10	LEA
\$461	\$493	\$513	\$533	\$554	\$575	\$599	\$624	\$649	\$672	\$703	\$827



3972C Metal Quad Arm - Center

COM	\$537
-----	-------

OPTIONS

Add upcharge to list price and code to model number

FR	CAL 133 (TB 133) Fire Retardant per yard	\$118	/yd.	WAC	Single Wood Arm Cap	\$116	ea.
----	--	-------	------	-----	---------------------	-------	-----

*Poly Arm Caps are standard on Quad Arms in Black or Charcoal - Please deduct \$30 list per arm for no arm caps on quad arms. Quad arm available in powder coat only.

	café	counter	bar
Shelf Height	30"	36"	40"/42"
Shelf Depth	10"	10"	10"

When ordering bar back panel, please specify the following shelf height:

PANEL SELECTION

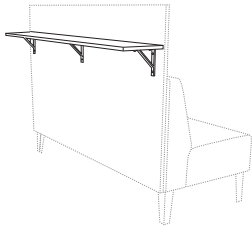
- 1) Veneer or Laminate
- 2) Size straight: 30", 44", 66" Size curve 30°, 45°, 60°
- 3) Specify height: Café-30", Counter Height-36", Bar Height-40"/42"
- 4) Table Surface Selection: Laminate or Veneer
- 5) Specify Bracket powder coat finish

TO ORDER THE SHELVING UNITS, PRIVACY PANELS MUST ALSO BE ORDERED



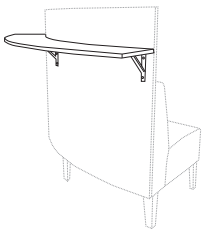
MODEL / DESCRIPTION / LIST PRICING

STRAIGHT SHELVING



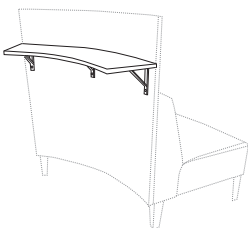
Model Number	Unit Width	Shelf Depth	Shipping Weight.	Laminate Top 2B or 3A	Veneer Top 4A or 4B
4003	30" W	10"	35 lbs.	\$956	\$1051
4004	44" W	10"	45 lbs.	\$1101	\$1208
4005	66" W	10"	55 lbs.	\$1480	\$1629
	30" - 2 brackets	44" - 2 brackets		66" - 3 brackets	

INSIDE CURVE SHELVING

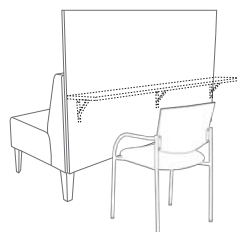


Model Number	Curved Unit Angle	Shelf Depth	Shipping Weight.	Laminate Top 2B or 3A	Veneer Top 4A or 4B
4006	30°	10"	38 lbs.	\$1202	\$1323
4007	45°	10"	48 lbs.	\$1422	\$1561
4008	60°	10"	58 lbs.	\$1849	\$2035
	30° - 2 brackets	45° - 2 brackets		60° - 3 brackets	

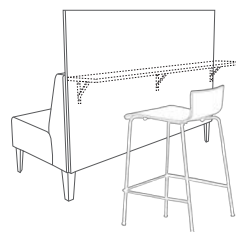
OUTSIDE CURVE SHELVING



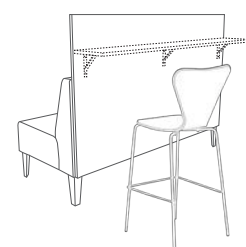
Model Number	Curved Unit Angle	Shelf Depth	Shipping Weight.	Laminate Top 2B or 3A	Veneer Top 4A or 4B
4009	30°	10"	38 lbs.	\$1202	\$1323
4010	45°	10"	48 lbs.	\$1422	\$1561
4011	60°	10"	58 lbs.	\$1849	\$2035
	30° - 2 brackets	45° - 2 brackets		60° - 3 brackets	



café height - 30"



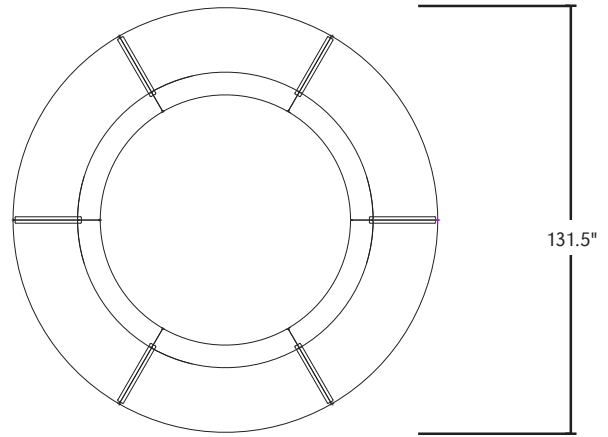
counter height - 36"



straight panel bar height - 42"



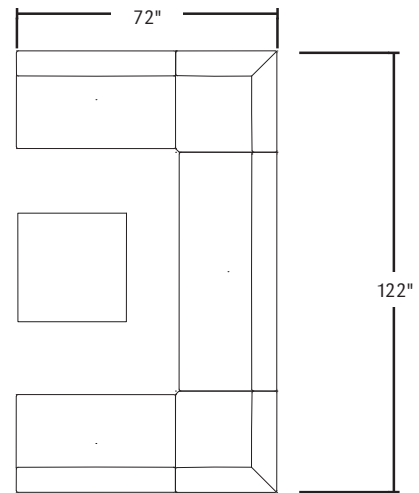
CIRCULAR CONFIGURATION: SIX 60° OUTSIDE CURVE UNITS WITH OPTIONAL SLOPE CENTER ARMS



CIRCULAR CONFIGURATION



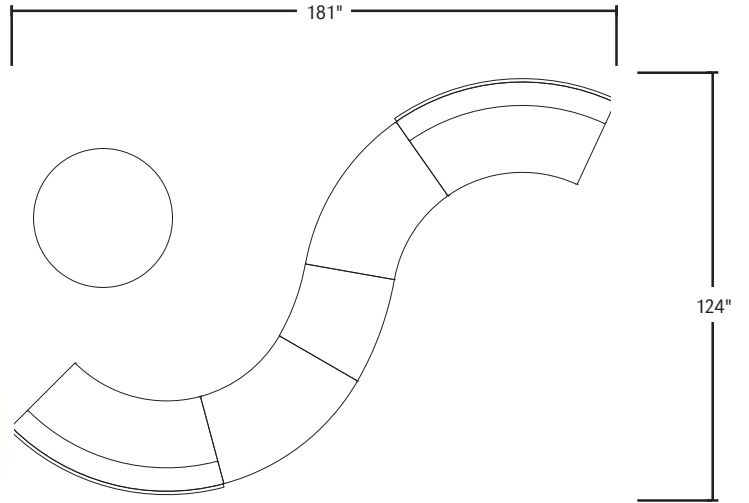
"U" CONFIGURATION: TWO 44" STRAIGHT MODULAR UNITS, TWO CORNER MODULAR UNITS, ONE 66" STRAIGHT MODULAR AND DUNCAN TABLE



"U" CONFIGURATION



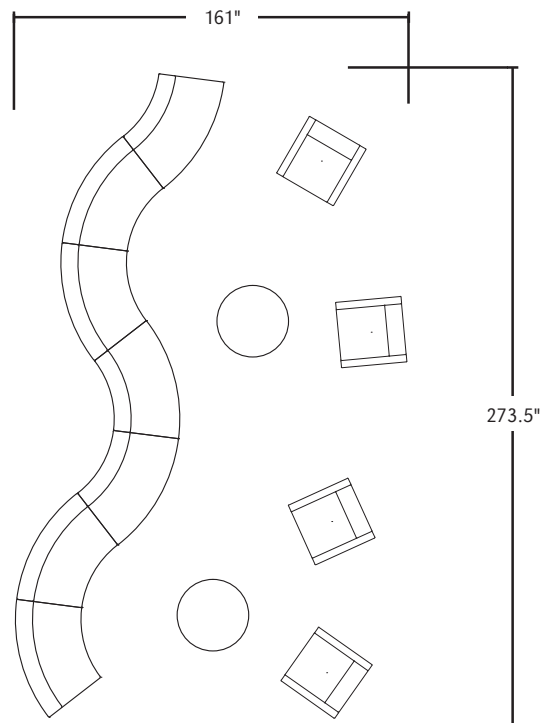
"S" CONFIGURATION: TWO 60° INSIDE CURVE MODULAR UNITS WITH PRIVACY PANELS, TWO BACKLESS CURVE UNITS, DUNCAN WEDGE TABLE AND 48" OTTOMAN



"S" CONFIGURATION



LARGE MODULAR CONFIGURATION: THREE INSIDE 45° CURVE MODULAR UNITS, THREE OUTSIDE 45° CURVE UNITS, FOUR SINGLE LOUNGE UNITS AND TWO DUNCAN TABLES



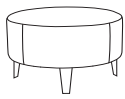
LARGE MODULAR CONFIGURATION

DIMENSIONS	30" Round	36" Round	42" Round	48" Round
Overall Depth:	30"	36"	42"	48"
Overall Width:	30"	36"	42"	48"
Overall Height:	18"	18"	18"	18"
Qty./Wt.:	1 ea./44 lbs.	1 ea./77 lbs.	1 ea./88 lbs.	1 ea./115 lbs.



36" ROUND OTTOMAN

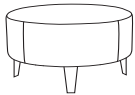
MODEL / DESCRIPTION / LIST PRICING



3947 30" Round Ottoman (4 legs)

COM Yardage: 2 Yds.

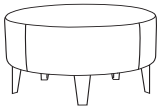
COM	GR1	GR2	GR3	GR4	GR5	GR6	GR7	GR8	GR9	GR10	LEA
\$1913	\$2046	\$2129	\$2215	\$2300	\$2393	\$2489	\$2589	\$2691	\$2800	\$2911	\$3441



3948 36" Round Ottoman (4 legs)

COM Yardage: 2.75 Yds.

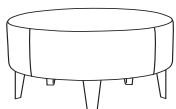
COM	GR1	GR2	GR3	GR4	GR5	GR6	GR7	GR8	GR9	GR10	LEA
\$2668	\$2856	\$2970	\$3086	\$3211	\$3339	\$3474	\$3613	\$3756	\$3906	\$4063	\$4804



3949 42" Round Ottoman (5 legs)

COM Yardage: 3.5 Yds.

COM	GR1	GR2	GR3	GR4	GR5	GR6	GR7	GR8	GR9	GR10	LEA
\$2709	\$2901	\$3015	\$3135	\$3260	\$3391	\$3527	\$3668	\$3814	\$3965	\$4123	\$4875



3950 48" Round Ottoman (5 legs)

COM Yardage: 4 Yds.

COM	GR1	GR2	GR3	GR4	GR5	GR6	GR7	GR8	GR9	GR10	LEA
\$3046	\$3265	\$3393	\$3529	\$3670	\$3818	\$3967	\$4129	\$4294	\$4466	\$4643	\$5490

OPTIONS

Add upcharge to list price and code to model number

FR	CAL 133 (TB 133) Fire Retardant per yard	\$118	/yd.
MB	Moisture Barrier (up to 60" overall width)	\$164	ea.
FMG	Floor Mount Glide	\$29	ea.

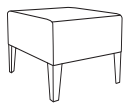
PC	Polished Chrome Legs	\$45	ea.
WOD	Solid Maple Wood Legs	\$32	ea.
2FO	Two Fabric Option	\$131	per unit

DIMENSIONS	27" Square	36" Square	48" Square
Overall Depth:	27"	36"	48"
Overall Width:	27"	36"	48"
Overall Height:	18"	18"	18"
Qty./Wt.:	1 ea./46 lbs.	1 ea./74 lbs.	1 ea./112 lbs.



27" SQUARE OTTOMAN

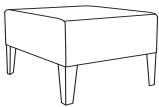
MODEL / DESCRIPTION / LIST PRICING



3951 27" Square Ottoman (4 legs)

COM Yardage: 2.5 Yds.

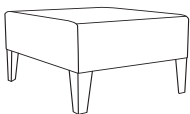
COM	GR1	GR2	GR3	GR4	GR5	GR6	GR7	GR8	GR9	GR10	LEA
\$1636	\$1753	\$1823	\$1896	\$1970	\$2049	\$2131	\$2217	\$2306	\$2398	\$2493	\$2947



3952 36" Square Ottoman (4 legs)

COM Yardage: 3 Yds.

COM	GR1	GR2	GR3	GR4	GR5	GR6	GR7	GR8	GR9	GR10	LEA
\$2476	\$2651	\$2755	\$2866	\$2979	\$3102	\$3224	\$3354	\$3488	\$3627	\$3771	\$4457



3953 48" Square Ottoman (4 legs)

COM Yardage: 3.75 Yds.

COM	GR1	GR2	GR3	GR4	GR5	GR6	GR7	GR8	GR9	GR10	LEA
\$2885	\$3085	\$3209	\$3338	\$3471	\$3610	\$3753	\$3904	\$4060	\$4223	\$4391	\$5192

OPTIONS

Add upcharge to list price and code to model number

FR	CAL 133 (TB 133) Fire Retardant per yard	\$118	/yd.
MB	Moisture Barrier (up to 60" overall width)	\$164	ea.
PC	Polished Chrome Legs	\$45	ea.
WOD	Solid Maple Wood Legs	\$32	ea.
2FO	Two Fabric Option	\$131	per unit

GD1	Ratchet Ganging Device for Soft Seating	\$107	pair
GD2	Flat Ganging Device for Soft Seating	\$107	pair
FMG	Floor Mount Glide	\$29	ea.

DIMENSIONS	Ottoman	2 Seater	3 Seater
Seat Depth:	20"	20"	20"
Overall Width:	22"	44"	66"
Seat Height:	18"	18"	18"
Qty./Wt.:	1 ea./44 lbs.	1 ea./77 lbs.	1 ea./88 lbs.



TWO SEAT FREE STANDING BENCH

MODEL / DESCRIPTION / LIST PRICING



3941 Single Seat 22" Bench (4 legs)

COM Yardage: 2 Yds..

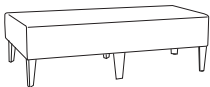
COM	GR1	GR2	GR3	GR4	GR5	GR6	GR7	GR8	GR9	GR10	LEA
\$1380	\$1474	\$1535	\$1594	\$1659	\$1727	\$1797	\$1867	\$1939	\$2019	\$2097	\$2483



3942 Two Seat 44" Bench (4 legs)

COM Yardage: 3 Yds..

COM	GR1	GR2	GR3	GR4	GR5	GR6	GR7	GR8	GR9	GR10	LEA
\$2379	\$2545	\$2648	\$2752	\$2862	\$2975	\$3098	\$3219	\$3349	\$3485	\$3625	\$4280



3943 Three Seat 66" Bench (6 legs)

COM Yardage: 4.25 Yds.

COM	GR1	GR2	GR3	GR4	GR5	GR6	GR7	GR8	GR9	GR10	LEA
\$2787	\$2980	\$3103	\$3225	\$3354	\$3489	\$3628	\$3773	\$3923	\$4080	\$4245	\$5017


OPTIONS

Add upcharge to list price and code to model number

FR	CAL 133 (TB 133) Fire Retardant per yard	\$118	/yd.
MB	Moisture Barrier (up to 60" overall width)	\$164	ea.
PC	Polished Chrome Legs	\$45	ea.
WOD	Solid Maple Wood Legs	\$32	ea.
2FO	Two Fabric Option	\$131	per unit

GD1	Ratchet Ganging Device for Soft Seating	\$107	per pair
GD2	Flat Ganging Device for Soft Seating	\$107	per pair
FMG	Floor Mount Glide	\$29	ea.
TABFB-()	Fixed Blade Tablet (outside or inside, specify (L/R), shape A, B or C)	\$593	ea. tablet
SST	Solid Surface Tablet Arm - add to tablet option	\$271	ea. tablet

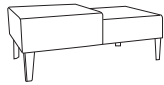
DIMENSIONS	Two Unit / Side Table	Three Unit / Online Table
Seat Depth:	20"	20"
Overall Width:	44"	66"
Seat Height:	18"	18"
Table Height:	16"	16"
Qty./Wt.:	1 ea./44 lbs.	1 ea./88 lbs.



L - LAMINATE
W - WOOD VENEER

TWO SPACE FREE STANDING BENCH / SIDE TABLE

MODEL / DESCRIPTION / LIST PRICING

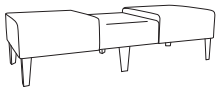


3944L-L/R 44" Bench with Online Table - **Laminate** (4 legs) COM Yardage: 2 Yds..

COM	GR1	GR2	GR3	GR4	GR5	GR6	GR7	GR8	GR9	GR10	LEA
\$2651	\$2837	\$2949	\$3068	\$3190	\$3318	\$3448	\$3588	\$3730	\$3882	\$4034	\$4771

3944W-L/R 44" Bench with Online Table - **Veneer** (4 legs) COM Yardage: 2 Yds..

COM	GR1	GR2	GR3	GR4	GR5	GR6	GR7	GR8	GR9	GR10	LEA
\$2783	\$2976	\$3098	\$3219	\$3349	\$3485	\$3625	\$3769	\$3918	\$4077	\$4239	\$5009

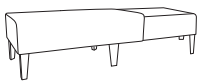


3945L 66" Bench with Center Online Table - **Laminate** (6 legs) COM Yardage: 4 Yds..

COM	GR1	GR2	GR3	GR4	GR5	GR6	GR7	GR8	GR9	GR10	LEA
\$2985	\$3196	\$3323	\$3457	\$3592	\$3738	\$3886	\$4043	\$4204	\$4372	\$4548	\$5372

3945W 66" Bench with Center Online Table - **Veneer** (6 legs) COM Yardage: 4 Yds..

COM	GR1	GR2	GR3	GR4	GR5	GR6	GR7	GR8	GR9	GR10	LEA
\$3135	\$3355	\$3489	\$3628	\$3773	\$3923	\$4080	\$4245	\$4414	\$4588	\$4774	\$5643



3946L-L/R 66" Bench with Online Table - **Laminate** (6 legs) COM Yardage: 4 Yds..

COM	GR1	GR2	GR3	GR4	GR5	GR6	GR7	GR8	GR9	GR10	LEA
\$2985	\$3196	\$3323	\$3457	\$3592	\$3738	\$3886	\$4043	\$4204	\$4372	\$4548	\$5372

3946W-L/R 66" Bench with Online Table - **Veneer** (6 legs) COM Yardage: 4 Yds..

COM	GR1	GR2	GR3	GR4	GR5	GR6	GR7	GR8	GR9	GR10	LEA
\$3135	\$3355	\$3489	\$3628	\$3773	\$3923	\$4080	\$4245	\$4414	\$4588	\$4774	\$5643

OPTIONS

Add upcharge to list price and code to model number

FR	CAL 133 (TB 133) Fire Retardant per yard	\$118	/yd.
MB	Moisture Barrier (up to 60" overall width)	\$164	ea.
PC	Polished Chrome Legs	\$45	ea.
WOD	Solid Maple Wood Legs	\$32	ea.
2FO	Two Fabric Option	\$131	per unit

GD1	Ratchet Ganging Device for Soft Seating	\$107	per pair
GD2	Flat Ganging Device for Soft Seating	\$107	per pair
FMG	Floor Mount Glide	\$29	ea.
TABFB(-)	Fixed Blade Tablet (outside or inside, specify (L/R), shape A, B or C)	\$593	ea. tablet
SST	Solid Surface Tablet Arm - add to tablet option	\$271	ea. tablet

OPTIONS

- CODE: FR - CAL 133 (TB 133) Fire Retardant
- CODE: MB - Moisture Barrier (up to 60" overall width)
- CODE: PC - Polished Chrome Legs
- CODE: WOD - Solid Maple Wood Legs
- CODE: 2FO - Two Fabric Option
- CODE: 3FO - Three Fabric Option
- CODE: CO - Clean Out (overall width up to 60")
- CODE: CO1 - Clean Out (overall width over 60")
- CODE: GD1 - Ratchet Ganging Device for Soft Seating
- CODE: GD2 - Flat Ganging Device for Soft Seating
- CODE: FMG - Floor Mount Glide
- CODE: WAC - Wood Arm Caps
- CODE: PAC - Poly Arm Caps - Standard Black/Charcoal
- CODE: TAB-(_) - Non-Removable Swivel Tablet (laminite shape A, B or C left or right arm) *not available on Slope or Quad Arm
- CODE: TABR1-(_) - Removable Swivel Tablet (laminite shape A, B or C specify left or right arm) *not available on Slope, Quad Arm or Straight Arm with Arm Caps
- CODE: TABR2-(_) - Removable Swivel Tablet (laminite shape A, B or C with opening for tablet on both arms) *not available on Slope, Quad Arm or Straight Arm with Arm Caps
- CODE: LAM5 - Non-standard laminite for 5 or less tablets
- CODE: SST - Solid Surface Tablet Arm.
- CODE: SS5 - Non-standard Solid Surface top for 5 or less tablets



STRAIGHT ARMS



SLOPED ARMS



QUAD ARMS



TWO FABRIC OPTION



POLISHED CHROME LEGS
8.5" HEIGHT



WOOD LEGS



POWER/DATA

Note: Factory installed power/data available, see accessories online under the 'Products' tab.

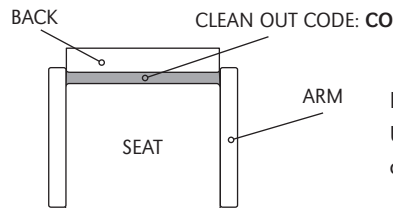


Diagram specifies a clean out
Use **CO** for overall widths up to 50"
and **CO1** for overall widths over 50"

TABLET SHAPES

Three Tablet Shapes::

Choose from the three shapes shown and specify; A, B or C and left or right (outside tablet) when ordering.
Example: TABF-(A) Left - this would be a fixed shape A tablet on the left side (when seated).

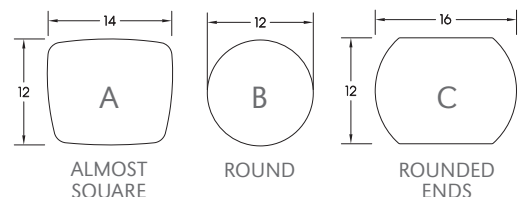
Laminite Top: Tops are 3/4"

- Tablet orders of 5 or less have 4 standard laminite colors:
- Wilsonart Black 1595-60
 - Wilsonart Montana Walnut 7110K-78
 - Formica Brite White 459-58
 - Nevamar Silver Alu Metalx MXT003
- Edge: 6F Multi-Ply

Solid Surface Top:

- Tablet orders of 5 or less have 4 standard Corian colors:
- Bone
 - Canyon
 - Glacier White
 - Silver Grey

Note: Tablets not available on Slope, Quad Arm or Straight Arms with Arm Caps



DIMENSIONS	Single Seat	Bariatric	Two Seat	Three Seat
Seat Depth:	20"	20"	20"	20"
Seat Width:	22"	30"	44"	66"
Seat Height:	18"	18"	18"	18"
Arm Height:	25"	25"	25"	25"
Overall Depth:	27"	27"	27"	27"
Overall Width:	27"	35"	49"	71"
Overall Height:	33"	33"	33"	33"
Qty./Wt.:	1 ea./58 lbs.	1 ea./68 lbs.	1 ea./85 lbs.	1 ea./115 lbs.



BARIATRIC LOUNGE WITH
OPTIONAL WOOD LEGS AND ARM CAPS

MODEL / DESCRIPTION / LIST PRICING




3900 Single Seat Lounge (4 Legs)

COM Yardage: Total: 6 Yds. / Back: 2 Yds. / Seat: 1.5 Yds. / Arms 2.5 Yds.



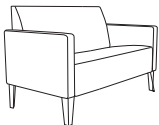
COM	GR1	GR2	GR3	GR4	GR5	GR6	GR7	GR8	GR9	GR10	LEA
\$2347	\$2507	\$2610	\$2714	\$2823	\$2938	\$3054	\$3174	\$3304	\$3435	\$3573	\$4222



3901 Bariatric Lounge (4 Legs)

COM Yardage: Total: 6.75 Yds. / Back: 2.5 Yds. / Seat: 1.75 Yds. / Arms 2.5 Yds.

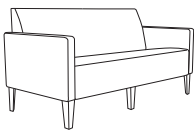
COM	GR1	GR2	GR3	GR4	GR5	GR6	GR7	GR8	GR9	GR10	LEA
\$2885	\$3085	\$3209	\$3337	\$3471	\$3610	\$3752	\$3904	\$4060	\$4223	\$4391	\$5191



3902 Two Seat Lounge (4 Legs)

COM Yardage: Total: 8.5 Yds. / Back: 3.5 Yds. / Seat: 2.5 Yds. / Arms 2.5 Yds.

COM	GR1	GR2	GR3	GR4	GR5	GR6	GR7	GR8	GR9	GR10	LEA
\$3383	\$3624	\$3767	\$3915	\$4073	\$4236	\$4406	\$4581	\$4766	\$4955	\$5154	\$6090



3903 Three Seat Lounge (6 Legs)

COM Yardage: Total: 10 Yds. / Back: 4.5 Yds. / Seat: 3 Yds. / Arms 2.5 Yds.

COM	GR1	GR2	GR3	GR4	GR5	GR6	GR7	GR8	GR9	GR10	LEA
\$4096	\$4380	\$4556	\$4738	\$4928	\$5126	\$5329	\$5544	\$5765	\$5995	\$6235	\$7371

Note: Clean out option is only available when units are facing the same direction.

OPTIONS

Add upcharge to list price and code to model number

FR	CAL 133 (TB 133) Fire Retardant per yard	\$118	/yd.	WAC	Wood Arm Cap	\$116	ea.
MB	Moisture Barrier (up to 60" overall width)	\$164	ea.	PAC	Poly Arm Cap - Standard Black/Charcoal	\$89	ea.
PC	Polished Chrome Legs	\$45	ea.	CO	Clean Out (overall width up to 60")	\$327	per unit
WOD	Solid Maple Wood Legs	\$32	ea.	CO1	Clean Out (overall width over 60")	\$503	per unit
2FO	Two Fabric Option	\$131	per unit	TAB-()	Swivel Tablet (specify A, B or C, left or right arm)	\$653	ea. tablet
3FO	Three Fabric Option	\$199	per unit	TABR1-()	Removable Tablet (specify A, B or C, left or right arm)	\$756	ea. tablet
GD1	Ratchet Ganging Device for Soft Seating	\$107	per pair	TABR2-()	Removable Tablet (specify A, B or C both arm openings)	\$893	ea. tablet
GD2	Flat Ganging Device for Soft Seating	\$107	per pair	SST	Solid Surface Tablet Arm - add to tablet option	\$271	ea. tablet
FMG	Floor Mount Glide	\$29	ea.	LAM5	Non-standard laminate (5 tablets or less)	\$554	ea. tablet
				SS5	Non-standard Solid Surface (5 tablets or less)	Call For Quote	

DIMENSIONS	Single Seat	Bariatric	Two Seat	Three Seat
Seat Depth:	20"	20"	20"	20"
Seat Width:	22"	30"	44"	66"
Seat Height:	18"	18"	18"	18"
Arm Height:	24"	24"	24"	24"
Overall Depth:	27"	27"	27"	27"
Overall Width:	27"	35"	49"	71"
Overall Height:	33"	33"	33"	33"
Qty./Wt.:	1 ea./58 lbs.	1 ea./68 lbs.	1 ea./85 lbs.	1 ea./115 lbs.



MALIBU SINGLE SEAT LOUNGE
WITH SLOPED ARMS

MODEL / DESCRIPTION / LIST PRICING



3904 Single Seat Lounge (4 Legs)

COM Yardage: Total: 6 Yds. / Back: 2 Yds. / Seat: 1.5 Yds. / Arms 2.5 Yds.

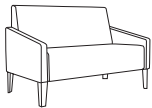
COM	GR1	GR2	GR3	GR4	GR5	GR6	GR7	GR8	GR9	GR10	LEA
\$2420	\$2590	\$2694	\$2800	\$2912	\$3030	\$3153	\$3277	\$3409	\$3545	\$3686	\$4357



3905 Bariatric Lounge (4 Legs)

COM Yardage: Total: 6.75 Yds. / Back: 2.5 Yds. / Seat: 1.75 Yds. / Arms 2.5 Yds.

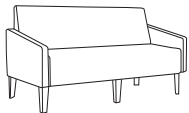
COM	GR1	GR2	GR3	GR4	GR5	GR6	GR7	GR8	GR9	GR10	LEA
\$3023	\$3235	\$3365	\$3498	\$3640	\$3786	\$3937	\$4097	\$4256	\$4430	\$4606	\$5443



3906 Two Seat Lounge (4 Legs)

COM Yardage: Total: 8.5 Yds. / Back: 3.5 Yds. / Seat: 2.5 Yds. / Arms 2.5 Yds.

COM	GR1	GR2	GR3	GR4	GR5	GR6	GR7	GR8	GR9	GR10	LEA
\$3461	\$3701	\$3851	\$4004	\$4165	\$4332	\$4504	\$4685	\$4873	\$5070	\$5271	\$6231



3907 Three Seat Lounge (6 Legs)

COM Yardage: Total: 10 Yds. / Back: 4.5 Yds. / Seat: 3 Yds. / Arms 2.5 Yds.

COM	GR1	GR2	GR3	GR4	GR5	GR6	GR7	GR8	GR9	GR10	LEA
\$4167	\$4462	\$4640	\$4824	\$5019	\$5219	\$5429	\$5644	\$5870	\$6104	\$6349	\$7507

Note: Clean out option is only available when units are facing the same direction.

OPTIONS

Add upcharge to list price and code to model number

FR	CAL 133 (TB 133) Fire Retardant per yard	\$118	/yd.
MB	Moisture Barrier (up to 60" overall width)	\$164	ea.
PC	Polished Chrome Legs	\$45	ea.
WOD	Solid Maple Wood Legs	\$32	ea.
2FO	Two Fabric Option	\$131	per unit
3FO	Three Fabric Option	\$199	per unit

GD1	Ratchet Ganging Device for Soft Seating	\$107	per pair
GD2	Flat Ganging Device for Soft Seating	\$107	per pair
FMG	Floor Mount Glide	\$29	ea.
WAC	Wood Arm Cap	\$116	ea.
PAC	Poly Arm Cap - Standard Black/Charcoal	\$89	ea.
CO	Clean Out (overall width up to 60")	\$327	per unit
CO1	Clean Out (overall width over 60")	\$503	per unit

DIMENSIONS	Single Seat	Bariatric	Two Seat	Three Seat
Seat Depth:	20"	20"	20"	20"
Seat Width:	22"	30"	44"	66"
Seat Height:	18"	18"	18"	18"
Arm Height:	25"	25"	25"	25"
Overall Depth:	27"	27"	27"	27"
Overall Width:	27"	35"	49"	71"
Overall Height:	33"	33"	33"	33"
Qty./Wt.:	1 ea./58 lbs.	1 ea./68 lbs.	1 ea./85 lbs.	1 ea./115 lbs.



LOUNGE QUAD ARM CHAIR
WITH OPTIONAL POWER/DATA

Note: Quad arm metal frame available in powder coat only

MODEL / DESCRIPTION / LIST PRICING



3908 Single Seat Lounge (4 Legs)

COM Yardage: Total: 5.5 Yds. / Back: 2 Yds. / Seat: 1.5 Yds. / Arms 2 Yds.

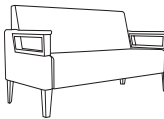
COM	GR1	GR2	GR3	GR4	GR5	GR6	GR7	GR8	GR9	GR10	LEA
\$3178	\$3399	\$3535	\$3679	\$3826	\$3980	\$4137	\$4302	\$4475	\$4654	\$4839	\$5720



3909 Bariatric Lounge (4 Legs)

COM Yardage: Total: 6.25 Yds. / Back: 2.5 Yds. / Seat: 1.75 Yds. / Arms 2 Yds.

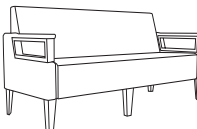
COM	GR1	GR2	GR3	GR4	GR5	GR6	GR7	GR8	GR9	GR10	LEA
\$3967	\$4248	\$4417	\$4595	\$4777	\$4970	\$5167	\$5375	\$5590	\$5814	\$6047	\$7145



3910 Two Seat Lounge (4 Legs)

COM Yardage: Total: 8.5 Yds. / Back: 4 Yds. / Seat: 2.5 Yds. / Arms 2 Yds.

COM	GR1	GR2	GR3	GR4	GR5	GR6	GR7	GR8	GR9	GR10	LEA
\$4285	\$4582	\$4767	\$4957	\$5155	\$5361	\$5575	\$5799	\$6031	\$6273	\$6523	\$7711



3911 Three Seat Lounge (6 Legs)

COM Yardage: Total: 10 Yds. / Back: 5 Yds. / Seat: 3 Yds. / Arms 2 Yds.

COM	GR1	GR2	GR3	GR4	GR5	GR6	GR7	GR8	GR9	GR10	LEA
\$4935	\$5277	\$5490	\$5709	\$5937	\$6174	\$6423	\$6681	\$6945	\$7222	\$7513	\$8878

Note: Clean out option is only available when units are facing the same direction.

OPTIONS

Add upcharge to list price and code to model number

FR	CAL 133 (TB 133) Fire Retardant per yard	\$118	/yd.
MB	Moisture Barrier (up to 60" overall width)	\$164	ea.
PC	Polished Chrome Legs	\$45	ea.
WOD	Solid Maple Wood Legs	\$32	ea.
2FO	Two Fabric Option	\$131	per unit
3FO	Three Fabric Option	\$199	per unit

GD1	Ratchet Ganging Device for Soft Seating	\$107	per pair
GD2	Flat Ganging Device for Soft Seating	\$107	per pair
FMG	Floor Mount Glide	\$29	ea.
CO	Clean Out (overall width up to 60")	\$327	per unit
CO1	Clean Out (overall width over 60")	\$503	per unit

*Poly Arm Caps are standard on Quad Arms in Black or Charcoal - Please deduct \$30 list per arm for no arm caps on quad arms. Quad arm available in powder coat only.

MARLO

The Marlo tables make a beautiful statement showing a tapered wire frame in a cross base design. These tables look great as a standalone piece, but creates dimension when multiple tables are nestled together. This collection offers five shapes and endless finishes, leaving the look and formations unique to your space.



EDGES SHOWN FROM LEFT TO RIGHT:

Laminate: Formica Espresso Pear
Edge: 6P Multi-ply
Base finish: Polished Chrome

Laminate: Formica Brite White 459-58
Edge: 3C PVC White, Reveal finish: white
Base finish: White matte

Laminate: Wilsonart Black 1595-60
Edge: 3C PVC Black, Reveal finish: black
Base finish: Black matte

ORDERING INFORMATION

- | | |
|--|--|
| 1) Series Name | 6) Edge Code and Color Stain |
| 2) Model Number | 7) Optional Items |
| 3) Size | 8) Solid Surface Available-
Please Call |
| 4) Quantity | |
| 5) Laminate No. or Veneer
Stain Selection | |

BASE SPECIFICATIONS

Glides: Plastic glides

STANDARD BASE FINISHES

Cross Sled Base: Polished Chrome

OPTIONAL BASE FINISHES

Cross Sled Base: Powder Coat Finish or Gold Coast Finish

TOP SPECIFICATIONS

Table Tops

.75" Table top core is CARB Phase I & Phase II Compliant. Laminate, wood veneer and phenolic backing are glued with water based adhesives.

COLOR / EDGE SELECTIONS

Laminate/Veneer Selections

ERG offers over 1000 standard laminate choices from Nevamar, Wilsonart, Formica and Pionite. Wood veneer is available in transparent stain colors - custom stain matching available for an upcharge.

Edge Selections

ERG offers a wide variety of table top edge materials including PVC, wood, aluminum and resin/urethane.

Special Edge Note: When ganging or butting tables together, ERG recommends using 3MM flat edge or flat wood edge. Square tables using **T-MOLD** edge will have a 3" radius on all corners.

OPTIONS

- CODE: SF - Powder Coat Finish
- CODE: GCF - Gold Coast Finish



30" ROUND OCCASIONAL TABLE
SHOWN WITH OPTIONAL GOLD COAST FINISH

MODEL / DESCRIPTION / LIST PRICING

MARLO | OCCASIONAL | ROUND

●
ROUND

Model Number	Table Top Size	Table Height	Base Spread	Shpg. Weight	LAMINATE TOP EDGE 2C	LAMINATE TOP EDGE 3C/3D	LAMINATE TOP EDGE 4D	LAMINATE TOP EDGE 6P	VENEER TOP EDGE 8P
MAR18D	18" dia.	20"	16"	12 lbs.	\$965	\$1014	\$1075	\$1450	\$1540
MAR24D	24" dia.	16"	22"	14 lbs.	\$1145	\$1201	\$1274	\$1655	\$1719
MAR24DT	24" dia.	18"	22"	14 lbs.	\$1201	\$1261	\$1337	\$1738	\$1775
MAR30D	30" dia.	16"	28"	18 lbs.	\$1374	\$1443	\$1530	\$1912	\$2018

OPTIONS

Add upcharge to list price and code to model number

SF	Powder Coat Finish	\$79	per base	GCF	Gold Coast Finish	\$76	per base
----	--------------------	------	----------	-----	-------------------	------	----------



30" SQUARE OCCASIONAL TABLE



24" ALMOST SQUARE OCCASIONAL TABLE

MODEL / DESCRIPTION / LIST PRICING

MARLO | OCCASIONAL | SQUARE

 **SQUARE**

Model Number	Table Top Size	Table Height	Base Spread	Shpg. Weight	LAMINATE TOP EDGE 2C	LAMINATE TOP EDGE 3C/3D	LAMINATE TOP EDGE 4D	LAMINATE TOP EDGE 6P	VEENER TOP EDGE 8P
MAR18S	18" x 18"	20"	16"	12 lbs.	\$859	\$902	\$956	\$1290	\$1524
MAR24S	24" x 24"	16"	22"	16 lbs.	\$1245	\$1307	\$1387	\$1801	\$1705
MAR24ST	24" x 24"	18"	22"	16 lbs.	\$1302	\$1367	\$1449	\$1884	\$1761
MAR30S	30" x 30"	16"	28"	24 lbs.	\$1476	\$1549	\$1642	\$2053	\$2002

MARLO | OCCASIONAL | ALMOST SQUARE

 **ALMOST SQUARE TOP**

Model Number	Table Top Size	Table Height	Base Spread	Shpg. Weight	LAMINATE TOP EDGE 2C	LAMINATE TOP EDGE 3C/3D	LAMINATE TOP EDGE 4D	LAMINATE TOP EDGE 6P	VEENER TOP EDGE 8P
MAR18AS	18" x 18"	20"	16"	12 lbs.	\$949	\$997	\$1057	\$1427	\$1719
MAR24AS	24" x 24"	16"	22"	16 lbs.	\$1245	\$1307	\$1387	\$1801	\$1833
MAR24AST	24" x 24"	18"	22"	16 lbs.	\$1302	\$1367	\$1449	\$1884	\$1890
MAR30AS	30" x 30"	16"	28"	24 lbs.	\$1476	\$1549	\$1642	\$2053	\$2061

OPTIONS

Add upcharge to list price and code to model number

SF	Powder Coat Finish	\$79	per base	GCF	Gold Coast Finish	\$76	per base
----	--------------------	------	----------	-----	-------------------	------	----------



ALMOST TRIANGLE OCCASIONAL TABLE



EGG SHAPE OCCASIONAL TABLE

MODEL / DESCRIPTION / LIST PRICING

MARLO | OCCASIONAL | EGG SHAPE



EGG
SHAPE

Model Number	Table Top Size	Table Height	Base Spread	Shpg. Weight	LAMINATE TOP EDGE 2C	LAMINATE TOP EDGE 3C/3D	LAMINATE TOP EDGE 4D	LAMINATE TOP EDGE 6P	VENEER TOP EDGE 8P
MAREGG	30" x 36"	14"	29.5"	20 lbs.	\$1425	\$1496	\$1587	\$1983	\$2107

MARLO | OCCASIONAL | ALMOST TRIANGLE



ALMOST
TRIANGLE

Model Number	Table Top Size	Table Height	Base Spread	Shpg. Weight	LAMINATE TOP EDGE 2C	LAMINATE TOP EDGE 3C/3D	LAMINATE TOP EDGE 4D	LAMINATE TOP EDGE 6P	VENEER TOP EDGE 8P
MARTRI	31" x 32"	14"	29.5"	22 lbs.	\$1472	\$1546	\$1639	\$2048	\$1996

OPTIONS

Add upcharge to list price and code to model number

SF	Powder Coat Finish	\$79	per base
----	--------------------	------	----------

GCF	Gold Coast Finish	\$76	per base
-----	-------------------	------	----------

MAXWELL

The Maxwell lounge chair makes a grand statement with its prominent wing back design. Its' curves at the top provides an attractive barrier to distraction while sitting in comfort. It provides a generous cushioned seat with contoured details that offers comfort in the seat and back and a variety of attractive base designs. Maxwell is well suited in a lobby space where attention to design is desired.



SLANTED SLED BASE

4 STAR STEEL SWIVEL BASE

WOOD POST LEGS

CROSSWOOD BASE

ORDERING INFORMATION

To Order Please Specify:

- 1) Series Name
- 2) Model Number
- 3) Quantity
- 4) Fabric Grade & Number
- 5) Base Finish
- 6) Optional Items

SOFT SEATING	WEIGHT LIMIT
1 Seat	500 lbs.

STANDARD BASE FINISHES

- Slanted Sled Base:** Polished Chrome
- 4-Star Swivel Base:** Polished Chrome Only
- Wood Post Legs:** Standard Wood Stain
- Crosswood Base:** Standard Wood Stain

OPTIONAL BASE FINISHES

- Slanted Sled Base:** Standard Powder Coat

GENERAL SPECIFICATIONS

Upholstery / Foam

Cold injected urethane molded foam with inner steel welded frame.

Graded-In & COM Fabric Testing

Due to the complexity of the upholstery process, please submit your Graded-in/COM for testing. A 10"x10" sample is required. **ALL FABRIC MUST BE PRE APPROVED.** Please see Approved Fabrics link under product webpage images.

Base Details

Slanted Sled Base: Frames are fully welded 14-gauge, 1" diameter tubular steel with plastic glides.

4 Star Steel Swivel: 360° swivel, polished chrome steel construction with fixed seat height and adjustable steel glides included. This is a non auto-return base.

Wood Legs: 1.75" diameter Beech wood legs, tapered down to 1.5" diameter with plastic nail glides. Wood legs attached with powder coated steel plate in black.

Crosswood Base: 1-7/8" Beech wood that tapers down to 1-5/8", with 1/8" plastic nail glides.

OPTIONS

- CODE: FR - CAL 133 (TB 133) Fire Retardant
- CODE: MB - Moisture Barrier (per seat)
- CODE: SF - Powder Coat Paint Color
- CODE: 2FO - 2 Fabric Option - when seat and back are upholstered in two different fabrics of your choice

DIMENSIONS	Slanted Sled Base	4-Star Base	Wood Post Legs	Crosswood Base
Seat Height:	17.5"	17.5"	17"	17"
Seat Width:	22"	22"	22"	22"
Seat Depth:	19.5"	19.5"	19.5"	19.5"
Arm Height:	24"	23"	23"	23"
Overall Height:	46"	44"	45.5"	45.5"
Overall Width:	30"	30"	30"	30"
Overall Depth:	31.5"	35"	31.5"	31.5"
Qty./Wt.:	1 ea./62.5 lbs.	1 ea./58.6 lbs.	1 ea./59.6 lbs.	1 ea./56.6 lbs.



4 STAR SWIVEL BASE



CROSSWOOD BASE

MODEL / DESCRIPTION / LIST PRICING



8741 Slanted Sled Base

COM Yardage: 5 Yds. / Back: 4 Yds. / Seat: 1 Yd.

COM	GR1	GR2	GR3	GR4	GR5	GR6	GR7	GR8	GR9	GR10	LEA
\$2554	\$2663	\$2747	\$2831	\$2933	\$3025	\$3115	\$3206	\$3296	\$3388	\$3477	\$3755



8743 4 Star Steel Swivel Base

COM Yardage: 5 Yds. / Back: 4 Yds. / Seat: 1 Yd.

COM	GR1	GR2	GR3	GR4	GR5	GR6	GR7	GR8	GR9	GR10	LEA
\$2688	\$2798	\$2883	\$2967	\$3070	\$3161	\$3252	\$3341	\$3433	\$3522	\$3614	\$3891



8745 Wood Post Legs

COM Yardage: 5 Yds. / Back: 4 Yds. / Seat: 1 Yd.

COM	GR1	GR2	GR3	GR4	GR5	GR6	GR7	GR8	GR9	GR10	LEA
\$2896	\$3006	\$3089	\$3174	\$3277	\$3367	\$3459	\$3548	\$3640	\$3730	\$3821	\$4097



8747 Crosswood Base

COM Yardage: 5 Yds. / Back: 4 Yds. / Seat: 1 Yd.

COM	GR1	GR2	GR3	GR4	GR5	GR6	GR7	GR8	GR9	GR10	LEA
\$3122	\$3232	\$3315	\$3399	\$3503	\$3595	\$3684	\$3775	\$3865	\$3956	\$4047	\$4325

OPTIONS

Add upcharge to list price and code to model number

FR	CAL 133 (TB 133) Fire Retardant per yard	\$118	/yd.
MB	Moisture Barrier (per seat)	\$164	ea.

2FO	Two fabric option	\$131	ea.
SF	Powder Coat Color Finish	\$63	ea.

MIA

The Mia collection is a fun display of portable ottomans, that showcase a variety of shapes and sizes with three heights. Great to pull together for a collaboration zone or as a simple touchdown spot. With options to add a pull handle or casters, this flexible mix of seating creates a playful setting in a K-12 classroom or provokes collaboration in corporate break-out zones. Pull up a Mia and have a seat.



ORDERING INFORMATION

To Order Please Specify:

- 1) Series Name
- 2) Model Number
- 3) Quantity
- 4) Fabric Grade and Number
- 5) Optional Items

SOFT SEATING	WEIGHT LIMIT
Ottoman	350 lbs.

GENERAL SPECIFICATIONS

Upholstery / Foam

Seat and sides are covered in choice of fabric, vinyl, crypton, leather or COM. ERG uses only water based glues and adhesives in our upholstery process. Multiply wood base with high density foam and dacron top cover.

Glide

Adjustable steel glide.

OPTIONS

- CODE: FR - CAL 133 (TB 133) Fire Retardant
- CODE: MB - Moisture Barrier (up to 60" overall width)
- CODE: 2FO - Two Fabric Option
- CODE: CAS15 - 1.5" Non-Locking Casters - Black
- CODE: PHNDL - Pull Handle (No Charge)

NOTE: SEAMS ARE DETERMINED DUE TO THE SIZE AND/OR FABRIC REPEAT AND IS AT ERG'S DISCRETION TO WHERE SEAMS WILL BE PLACED.



TWO FABRIC OPTION



CASTERS

NOTE: ORDERING CASTERS WILL INCREASE SEAT HEIGHT BY 1-3/8"



PULL HANDLE

NOTE: PULL HANDLE COMES STANDARD IN FABRIC SPECIFIED FOR SIDES

DIMENSIONS	18" Round	24" Round
Seat Height:	7", 13", 17"	7", 13", 17"
Overall Depth:	18"	24"
Overall Width:	18"	24"
Overall Height:	7", 13", 17"	7", 13", 17"
Qty./Wt. per carton:	1 ea./50 lbs.	1 ea./50 lbs.



18X13 ROUND OTTOMAN



24X17 ROUND OTTOMAN

NOTE: ORDERING CASTERS WILL INCREASE SEAT HEIGHT BY 1-3/8"

MODEL / DESCRIPTION / LIST PRICING

18"x7"h Round Ottoman - No Legs
 (Optional 4 Casters Available / 1 Optional Pull Handle Available) COM Yardage: Total: 2.75 Yds / Top: .75 Yds / Sides: 2 Yds

2100

COM	GR1	GR2	GR3	GR4	GR5	GR6	GR7	GR8	GR9	GR10	LEA
\$946	\$1093	\$1139	\$1187	\$1233	\$1278	\$1325	\$1372	\$1419	\$1466	\$1511	\$1666

18"x13"h Round Ottoman - No Legs
 (Optional 4 Casters Available / 1 Optional Pull Handle Available) COM Yardage: Total: 2.75 Yds / Top: .75 Yds / Sides: 2 Yds

2102

COM	GR1	GR2	GR3	GR4	GR5	GR6	GR7	GR8	GR9	GR10	LEA
\$985	\$1133	\$1187	\$1240	\$1292	\$1345	\$1399	\$1452	\$1505	\$1558	\$1611	\$1765

18"x17"h Round Ottoman - No Legs
 (Optional 4 Casters Available / 1 Optional Pull Handle Available) COM Yardage: Total: 2.75 Yds / Top: .75 Yds / Sides: 2 Yds

2104

COM	GR1	GR2	GR3	GR4	GR5	GR6	GR7	GR8	GR9	GR10	LEA
\$1026	\$1172	\$1233	\$1292	\$1351	\$1413	\$1472	\$1532	\$1592	\$1652	\$1712	\$1865

24"x7"h Round Ottoman - No Legs
 (Optional 4 Casters Available / 1 Optional Pull Handle Available) COM Yardage: Total: 3.25 Yds / Top: .75 Yds / Sides: 2.5 Yds

2106

COM	GR1	GR2	GR3	GR4	GR5	GR6	GR7	GR8	GR9	GR10	LEA
\$980	\$1125	\$1180	\$1233	\$1286	\$1339	\$1392	\$1446	\$1500	\$1551	\$1605	\$1759

24"x13"h Round Ottoman - No Legs
 (Optional 4 Casters Available / 1 Optional Pull Handle Available) COM Yardage: Total: 3.25 Yds / Top: .75 Yds / Sides: 2.5 Yds

2108

COM	GR1	GR2	GR3	GR4	GR5	GR6	GR7	GR8	GR9	GR10	LEA
\$1018	\$1165	\$1226	\$1286	\$1345	\$1406	\$1466	\$1524	\$1585	\$1645	\$1705	\$1859

24"x17"h Round Ottoman - No Legs
 (Optional 4 Casters Available / 1 Optional Pull Handle Available) COM Yardage: Total: 3.25 Yds / Top: .75 Yds / Sides: 2.5 Yds

2110

COM	GR1	GR2	GR3	GR4	GR5	GR6	GR7	GR8	GR9	GR10	LEA
\$1059	\$1206	\$1272	\$1339	\$1406	\$1472	\$1540	\$1605	\$1672	\$1738	\$1898	\$2051

OPTIONS

Add upcharge to list price and code to model number

FR	CAL 133 (TB 133) Fire Retardant - per yard	\$118	/yd.
MB	Moisture Barrier (up to 60" overall width)	\$164	ea.
2FO	Two Fabric Option	\$131	per unit

CAS15	1.5" Non-Locking Casters - Black	\$21	ea.
PHNDL	Pull Handle	N/C	

DIMENSIONS	30" Round	36" Round
Seat Height:	7", 13", 17"	7", 13", 17"
Overall Depth:	30"	36"
Overall Width:	30"	36"
Overall Height:	7", 13", 17"	7", 13", 17"
Qty./Wt. per carton:	1 ea./50 lbs.	1 ea./50 lbs.



30X7 ROUND OTTOMAN



36X13 ROUND OTTOMAN

NOTE: ORDERING CASTERS WILL INCREASE SEAT HEIGHT BY 1-3/8"

MODEL / DESCRIPTION / LIST PRICING

	30"x7"h Round Ottoman - No Legs (Optional 8 Casters Available / 1 Optional Pull Handle Available) COM Yardage: Total: 2.5 Yds / Top: 1 Yd / Sides: 1.5 Yds												
	2112	COM	GR1	GR2	GR3	GR4	GR5	GR6	GR7	GR8	GR9	GR10	LEA
		\$1146	\$1304	\$1366	\$1425	\$1484	\$1546	\$1605	\$1666	\$1726	\$1784	\$1845	\$1998
	30"x13"h Round Ottoman - No Legs (Optional 8 Casters Available / 1 Optional Pull Handle Available) COM Yardage: Total: 2.5 Yds / Top: 1 Yd / Sides: 1.5 Yds												
	2114	COM	GR1	GR2	GR3	GR4	GR5	GR6	GR7	GR8	GR9	GR10	LEA
		\$1187	\$1345	\$1413	\$1478	\$1546	\$1611	\$1679	\$1744	\$1811	\$1878	\$2039	\$2191
	30"x17"h Round Ottoman - No Legs (Optional 8 Casters Available / 1 Optional Pull Handle Available) COM Yardage: Total: 2.5 Yds / Top: 1 Yd / Sides: 1.5 Yds												
	2116	COM	GR1	GR2	GR3	GR4	GR5	GR6	GR7	GR8	GR9	GR10	LEA
		\$1359	\$1519	\$1599	\$1679	\$1759	\$1837	\$1918	\$1998	\$2078	\$2158	\$2239	\$2391
	36"x7"h Round Ottoman - No Legs (Optional 8 Casters Available / 2 Optional Pull Handles Available) COM Yardage: Total: 3 Yds / Top: 1.25 Yds / Sides: 1.75 Yds												
	2118	COM	GR1	GR2	GR3	GR4	GR5	GR6	GR7	GR8	GR9	GR10	LEA
		\$1611	\$1773	\$1837	\$1905	\$1971	\$2039	\$2104	\$2172	\$2239	\$2304	\$2465	\$2617
	36"x13"h Round Ottoman - No Legs (Optional 8 Casters Available / 2 Optional Pull Handles Available) COM Yardage: Total: 3 Yds / Top: 1.25 Yds / Sides: 1.75 Yds												
	2120	COM	GR1	GR2	GR3	GR4	GR5	GR6	GR7	GR8	GR9	GR10	LEA
		\$1652	\$1811	\$1892	\$1971	\$2051	\$2131	\$2213	\$2292	\$2371	\$2451	\$2531	\$2684
	36"x17"h Round Ottoman - No Legs (Optional 8 Casters Available / 2 Optional Pull Handles Available) COM Yardage: Total: 3 Yds / Top: 1.25 Yds / Sides: 1.75 Yds												
	2122	COM	GR1	GR2	GR3	GR4	GR5	GR6	GR7	GR8	GR9	GR10	LEA
		\$1692	\$1852	\$1945	\$2039	\$2131	\$2225	\$2318	\$2410	\$2504	\$2598	\$3491	\$3643

OPTIONS

Add upcharge to list price and code to model number

FR	CAL 133 (TB 133) Fire Retardant - per yard	\$118	/yd.
MB	Moisture Barrier (up to 60" overall width)	\$164	ea.
2FO	Two Fabric Option	\$131	per unit

CAS15	1.5" Non-Locking Casters - Black	\$21	ea.
PHNDL	Pull Handle	N/C	

DIMENSIONS	18" Square	24" Square
Seat Height:	7", 13", 17"	7", 13", 17"
Overall Depth:	18"	24"
Overall Width:	18"	24"
Overall Height:	7", 13", 17"	7", 13", 17"
Qty./Wt. per carton:	1 ea./50 lbs.	1 ea./50 lbs.



18X17 SQUARE OTTOMAN



24X7 SQUARE OTTOMAN

NOTE: ORDERING CASTERS WILL INCREASE SEAT HEIGHT BY 1-3/8"

MODEL / DESCRIPTION / LIST PRICING

	18"x7"h Square Ottoman - No Legs (Optional 4 Casters Available / 1 Optional Pull Handle Available) COM Yardage: Total: 3 Yds / Top: .75 Yds / Sides: 2.25 Yds												
	2125	COM	GR1	GR2	GR3	GR4	GR5	GR6	GR7	GR8	GR9	GR10	LEA
		\$946	\$1093	\$1139	\$1187	\$1233	\$1278	\$1325	\$1372	\$1419	\$1466	\$1511	\$1666
	18"x13"h Square Ottoman - No Legs (Optional 4 Casters Available / 1 Optional Pull Handle Available) COM Yardage: Total: 3 Yds / Top: .75 Yds / Sides: 2.25 Yds												
	2127	COM	GR1	GR2	GR3	GR4	GR5	GR6	GR7	GR8	GR9	GR10	LEA
		\$985	\$1133	\$1187	\$1240	\$1292	\$1345	\$1399	\$1452	\$1505	\$1558	\$1611	\$1765
	18"x17"h Square Ottoman - No Legs (Optional 4 Casters Available / 1 Optional Pull Handle Available) COM Yardage: Total: 3 Yds / Top: .75 Yds / Sides: 2.25 Yds												
	2129	COM	GR1	GR2	GR3	GR4	GR5	GR6	GR7	GR8	GR9	GR10	LEA
		\$1026	\$1172	\$1233	\$1292	\$1351	\$1413	\$1472	\$1532	\$1592	\$1652	\$1712	\$1865
	24"x7"h Square Ottoman - No Legs (Optional 4 Casters Available / 1 Optional Pull Handle Available) COM Yardage: Total: 3.5 Yds / Top: .75 Yds / Sides: 2.75 Yds												
	2131	COM	GR1	GR2	GR3	GR4	GR5	GR6	GR7	GR8	GR9	GR10	LEA
		\$980	\$1125	\$1180	\$1233	\$1286	\$1339	\$1392	\$1446	\$1500	\$1551	\$1605	\$1759
	24"x13"h Square Ottoman - No Legs (Optional 4 Casters Available / 1 Optional Pull Handle Available) COM Yardage: Total: 3.5 Yds / Top: .75 Yds / Sides: 2.75 Yds												
	2133	COM	GR1	GR2	GR3	GR4	GR5	GR6	GR7	GR8	GR9	GR10	LEA
		\$1018	\$1165	\$1226	\$1286	\$1345	\$1406	\$1466	\$1524	\$1585	\$1645	\$1705	\$1859
	24"x17"h Square Ottoman - No Legs (Optional 4 Casters Available / 1 Optional Pull Handle Available) COM Yardage: Total: 3.5 Yds / Top: .75 Yds / Sides: 2.75 Yds												
	2135	COM	GR1	GR2	GR3	GR4	GR5	GR6	GR7	GR8	GR9	GR10	LEA
		\$1059	\$1206	\$1272	\$1339	\$1406	\$1472	\$1540	\$1605	\$1672	\$1738	\$1898	\$2051

OPTIONS

Add upcharge to list price and code to model number

FR	CAL 133 (TB 133) Fire Retardant - per yard	\$118	/yd.
MB	Moisture Barrier (up to 60" overall width)	\$164	ea.
2FO	Two Fabric Option	\$131	per unit

CAS15	1.5" Non-Locking Casters - Black	\$21	ea.
PHNDL	Pull Handle	N/C	

DIMENSIONS	30" Square	36" Square
Seat Height:	7", 13", 17"	7", 13", 17"
Overall Depth:	30"	36"
Overall Width:	30"	36"
Overall Height:	7", 13", 17"	7", 13", 17"
Qty./Wt. per carton:	1 ea./50 lbs.	1 ea./50 lbs.



30X17 SQUARE OTTOMAN



36X13 SQUARE OTTOMAN

NOTE: ORDERING CASTERS WILL INCREASE SEAT HEIGHT BY 1-3/8"

MODEL / DESCRIPTION / LIST PRICING

	2137 30"x7"h Square Ottoman - No Legs (Optional 8 Casters Available / 1 Optional Pull Handle Available) COM Yardage: Total: 2.75 Yds / Top: 1 Yd / Sides: 1.75 Yds											
	COM	GR1	GR2	GR3	GR4	GR5	GR6	GR7	GR8	GR9	GR10	LEA
	\$1159	\$1319	\$1379	\$1438	\$1500	\$1558	\$1618	\$1679	\$1738	\$1799	\$1859	\$2011
	2139 30"x13"h Square Ottoman - No Legs (Optional 8 Casters Available / 1 Optional Pull Handle Available) COM Yardage: Total: 2.75 Yds / Top: 1 Yd / Sides: 1.75 Yds											
	COM	GR1	GR2	GR3	GR4	GR5	GR6	GR7	GR8	GR9	GR10	LEA
	\$1199	\$1359	\$1425	\$1493	\$1558	\$1626	\$1692	\$1759	\$1825	\$1892	\$2051	\$2205
	2141 30"x17"h Square Ottoman - No Legs (Optional 8 Casters Available / 1 Optional Pull Handle Available) COM Yardage: Total: 2.75 Yds / Top: 1 Yd / Sides: 1.75 Yds											
	COM	GR1	GR2	GR3	GR4	GR5	GR6	GR7	GR8	GR9	GR10	LEA
	\$1372	\$1532	\$1611	\$1692	\$1773	\$1852	\$1932	\$2011	\$2092	\$2172	\$2252	\$2405
	2143 36"x7"h Square Ottoman - No Legs (Optional 8 Casters Available / 2 Optional Pull Handles Available) COM Yardage: Total: 3.5 Yds / Top: 1.25 Yds / Sides: 2.25 Yds											
	COM	GR1	GR2	GR3	GR4	GR5	GR6	GR7	GR8	GR9	GR10	LEA
	\$1626	\$1784	\$1852	\$1918	\$1985	\$2051	\$2119	\$2184	\$2252	\$2318	\$2478	\$2631
	2145 36"x13"h Square Ottoman - No Legs (Optional 8 Casters Available / 2 Optional Pull Handles Available) COM Yardage: Total: 3.5 Yds / Top: 1.25 Yds / Sides: 2.25 Yds											
	COM	GR1	GR2	GR3	GR4	GR5	GR6	GR7	GR8	GR9	GR10	LEA
	\$1666	\$1825	\$1905	\$1985	\$2066	\$2145	\$2225	\$2304	\$2384	\$2465	\$2544	\$2697
	2147 36"x17"h Square Ottoman - No Legs (Optional 8 Casters Available / 2 Optional Pull Handles Available) COM Yardage: Total: 3.5 Yds / Top: 1.25 Yds / Sides: 2.25 Yds											
	COM	GR1	GR2	GR3	GR4	GR5	GR6	GR7	GR8	GR9	GR10	LEA
	\$1705	\$1865	\$1958	\$2051	\$2145	\$2239	\$2331	\$2425	\$2518	\$2611	\$3503	\$3656

OPTIONS

Add upcharge to list price and code to model number

FR	CAL 133 (TB 133) Fire Retardant - per yard	\$118	/yd.
MB	Moisture Barrier (up to 60" overall width)	\$164	ea.
2FO	Two Fabric Option	\$131	per unit

CAS15	1.5" Non-Locking Casters - Black	\$21	ea.
PHNDL	Pull Handle	N/C	

DIMENSIONS	20" Triangle	24" Triangle
Seat Height:	7", 13", 17"	7", 13", 17"
Overall Depth:	20"	24"
Overall Width:	20"	24"
Overall Height:	7", 13", 17"	7", 13", 17"
Qty./Wt. per carton:	1 ea./50 lbs.	1 ea./50 lbs.






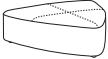


20X7 ALMOST TRIANGLE OTTOMAN



24X17 ALMOST TRIANGLE OTTOMAN

NOTE: ORDERING CASTERS WILL INCREASE SEAT HEIGHT BY 1-3/8"

MODEL / DESCRIPTION / LIST PRICING

	20"x7"h Almost Triangle: Ottoman - No Legs (Optional 3 Casters Available / 1 Optional Pull Handle Available) COM Yardage: Total: 2.75 Yds / Top: .75 Yds / Sides: 2 Yds												
	2150	COM	GR1	GR2	GR3	GR4	GR5	GR6	GR7	GR8	GR9	GR10	LEA
		\$1012	\$1159	\$1206	\$1251	\$1298	\$1345	\$1392	\$1438	\$1484	\$1532	\$1579	\$1732
	20"x13"h Almost Triangle: Ottoman - No Legs (Optional 3 Casters Available / 1 Optional Pull Handle Available) COM Yardage: Total: 2.75 Yds / Top: .75 Yds / Sides: 2 Yds												
	2152	COM	GR1	GR2	GR3	GR4	GR5	GR6	GR7	GR8	GR9	GR10	LEA
		\$1053	\$1199	\$1251	\$1304	\$1359	\$1413	\$1466	\$1519	\$1572	\$1626	\$1679	\$1832
	20"x17"h Almost Triangle: Ottoman - No Legs (Optional 3 Casters Available / 1 Optional Pull Handle Available) COM Yardage: Total: 2.75 Yds / Top: .75 Yds / Sides: 2 Yds												
	2154	COM	GR1	GR2	GR3	GR4	GR5	GR6	GR7	GR8	GR9	GR10	LEA
		\$1093	\$1240	\$1298	\$1359	\$1419	\$1478	\$1540	\$1599	\$1658	\$1719	\$1779	\$1932
	24"x 7"h Almost Triangle: Ottoman - No Legs (Optional 3 Casters Available / 1 Optional Pull Handle Available) COM Yardage: Total: 3.25 Yds / Top: .75 Yds / Sides: 2.5 Yds												
	2156	COM	GR1	GR2	GR3	GR4	GR5	GR6	GR7	GR8	GR9	GR10	LEA
		\$1032	\$1180	\$1233	\$1286	\$1339	\$1392	\$1446	\$1500	\$1551	\$1605	\$1658	\$1811
	24"x13"h Almost Triangle: Ottoman - No Legs (Optional 3 Casters Available / 1 Optional Pull Handle Available) COM Yardage: Total: 3.25 Yds / Top: .75 Yds / Sides: 2.5 Yds												
	2158	COM	GR1	GR2	GR3	GR4	GR5	GR6	GR7	GR8	GR9	GR10	LEA
		\$1099	\$1245	\$1304	\$1366	\$1425	\$1484	\$1546	\$1605	\$1666	\$1726	\$1784	\$1939
	24"x17"h Almost Triangle: Ottoman - No Legs (Optional 3 Casters Available / 1 Optional Pull Handle Available) COM Yardage: Total: 3.25 Yds / Top: .75 Yds / Sides: 2.5 Yds												
	2160	COM	GR1	GR2	GR3	GR4	GR5	GR6	GR7	GR8	GR9	GR10	LEA
		\$1125	\$1272	\$1339	\$1406	\$1472	\$1540	\$1605	\$1672	\$1738	\$1806	\$1965	\$2119

OPTIONS

Add upcharge to list price and code to model number

FR	CAL 133 (TB 133) Fire Retardant - per yard	\$118	/yd.
MB	Moisture Barrier (up to 60" overall width)	\$164	ea.
2FO	Two Fabric Option	\$131	per unit

CAS15	1.5" Non-Locking Casters - Black	\$21	ea.
PHNDL	Pull Handle	N/C	

DIMENSIONS	Small Pebble	Large Pebble
Seat Height:	7", 13", 17"	7", 13", 17"
Overall Depth:	30"	30"
Overall Width:	36"	42"
Overall Height:	7", 13", 17"	7", 13", 17"
Qty./Wt. per carton:	1 ea./50 lbs.	1 ea./50 lbs.



36X7 PEBBLE OTTOMAN



36X17 PEBBLE OTTOMAN

NOTE: ORDERING CASTERS WILL INCREASE SEAT HEIGHT BY 1-3/8"

MODEL / DESCRIPTION / LIST PRICING

36"x7"h Pebble Ottoman - No Legs

2165 (Optional 8 Casters Available / 2 Optional Pull Handles Available) COM Yardage: Total: 3 Yds / Top: 1.25 Yds / Sides: 1.75 Yds



COM	GR1	GR2	GR3	GR4	GR5	GR6	GR7	GR8	GR9	GR10	LEA
\$1658	\$1818	\$1885	\$1952	\$2017	\$2085	\$2150	\$2218	\$2284	\$2352	\$2512	\$2665

36"x13"h Pebble Ottoman - No Legs

2167 (Optional 8 Casters Available / 2 Optional Pull Handles Available) COM Yardage: Total: 3 Yds / Top: 1.25 Yds / Sides: 1.75 Yds



COM	GR1	GR2	GR3	GR4	GR5	GR6	GR7	GR8	GR9	GR10	LEA
\$1698	\$1859	\$1939	\$2017	\$2097	\$2178	\$2258	\$2338	\$2417	\$2498	\$2578	\$2732

36"x17"h Pebble Ottoman - No Legs

2169 (Optional 8 Casters Available / 2 Optional Pull Handles Available) COM Yardage: Total: 3 Yds / Top: 1.25 Yds / Sides: 1.75 Yds



COM	GR1	GR2	GR3	GR4	GR5	GR6	GR7	GR8	GR9	GR10	LEA
\$1738	\$1898	\$1992	\$2085	\$2178	\$2271	\$2364	\$2458	\$2550	\$2644	\$2859	\$3026

42"x7"h Pebble Ottoman - No Legs

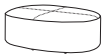
2171 (Optional 8 Casters Available / 2 Optional Pull Handles Available) COM Yardage: Total: 3.5 Yds / Top: 1.25 Yds / Sides: 2.25 Yds



COM	GR1	GR2	GR3	GR4	GR5	GR6	GR7	GR8	GR9	GR10	LEA
\$1679	\$1837	\$1905	\$1971	\$2039	\$2104	\$2172	\$2239	\$2304	\$2371	\$2531	\$2684

42"x13"h Pebble Ottoman - No Legs

2173 (Optional 8 Casters Available / 2 Optional Pull Handles Available) COM Yardage: Total: 3.5 Yds / Top: 1.25 Yds / Sides: 2.25 Yds



COM	GR1	GR2	GR3	GR4	GR5	GR6	GR7	GR8	GR9	GR10	LEA
\$1719	\$1878	\$1958	\$2039	\$2119	\$2199	\$2277	\$2357	\$2437	\$2518	\$2598	\$2750

42"x17"h Pebble Ottoman - No Legs

2175 (Optional 8 Casters Available / 2 Optional Pull Handles Available) COM Yardage: Total: 3.5 Yds / Top: 1.25 Yds / Sides: 2.25 Yds



COM	GR1	GR2	GR3	GR4	GR5	GR6	GR7	GR8	GR9	GR10	LEA
\$1759	\$1918	\$2011	\$2104	\$2199	\$2292	\$2384	\$2478	\$2571	\$2665	\$2774	\$2937

OPTIONS

Add upcharge to list price and code to model number

FR	CAL 133 (TB 133) Fire Retardant - per yard	\$118	/yd.
MB	Moisture Barrier (up to 60" overall width)	\$164	ea.
2FO	Two Fabric Option	\$131	per unit

CAS15	1.5" Non-Locking Casters - Black	\$21	ea.
PHNDL	Pull Handle	N/C	

DIMENSIONS	25" Rectangle	53" Rectangle
Seat Height:	7", 13", 17"	7", 13", 17"
Overall Depth:	19"	21"
Overall Width:	25"	53"
Overall Height:	7", 13", 17"	7", 13", 17"
Qty./Wt. per carton:	1 ea./50 lbs.	1 ea./50 lbs.









21X7 ALMOST RECTANGLE OTTOMAN



21X13 ALMOST RECTANGLE OTTOMAN

NOTE: ORDERING CASTERS WILL INCREASE SEAT HEIGHT BY 1-3/8"

MODEL / DESCRIPTION / LIST PRICING

	25"x7"h Almost Rectangle Ottoman - No Legs (Optional 4 Casters Available / 1 Optional Pull Handle Available) COM Yardage: Total: 3.25 Yds / Top: .75 Yds / Sides: 2.5 Yds												
	2180	COM	GR1	GR2	GR3	GR4	GR5	GR6	GR7	GR8	GR9	GR10	LEA
		\$1038	\$1187	\$1240	\$1292	\$1345	\$1399	\$1452	\$1505	\$1558	\$1611	\$1666	\$1818
	25"x13"h Almost Rectangle Ottoman - No Legs (Optional 4 Casters Available / 1 Optional Pull Handle Available) COM Yardage: Total: 3.25 Yds / Top: .75 Yds / Sides: 2.5 Yds												
	2182	COM	GR1	GR2	GR3	GR4	GR5	GR6	GR7	GR8	GR9	GR10	LEA
		\$1106	\$1251	\$1313	\$1372	\$1432	\$1493	\$1551	\$1611	\$1672	\$1732	\$1791	\$1945
	25"x17"h Almost Rectangle Ottoman - No Legs (Optional 4 Casters Available / 1 Optional Pull Handle Available) COM Yardage: Total: 3.25 Yds / Top: .75 Yds / Sides: 2.5 Yds												
	2184	COM	GR1	GR2	GR3	GR4	GR5	GR6	GR7	GR8	GR9	GR10	LEA
		\$1133	\$1278	\$1345	\$1413	\$1478	\$1546	\$1611	\$1679	\$1744	\$1811	\$1971	\$2124
	53"x7"h Almost Rectangle Ottoman - No Legs (Optional 8 Casters Available / 2 Optional Pull Handles Available) COM Yardage: Total: 3.5 Yds / Top: 1.5 Yds / Sides: 2 Yds												
	2186	COM	GR1	GR2	GR3	GR4	GR5	GR6	GR7	GR8	GR9	GR10	LEA
		\$1985	\$2145	\$2252	\$2318	\$2384	\$2491	\$2558	\$2624	\$2692	\$2758	\$2918	\$3070
	53"x13"h Almost Rectangle Ottoman - No Legs (Optional 8 Casters Available / 2 Optional Pull Handles Available) COM Yardage: Total: 3.5 Yds / Top: 1.5 Yds / Sides: 2 Yds												
	2188	COM	GR1	GR2	GR3	GR4	GR5	GR6	GR7	GR8	GR9	GR10	LEA
		\$2239	\$2398	\$2504	\$2584	\$2665	\$2770	\$2850	\$2930	\$3010	\$3092	\$3171	\$3324
	53"x17"h Almost Rectangle Ottoman - No Legs (Optional 8 Casters Available / 2 Optional Pull Handles Available) COM Yardage: Total: 3.5 Yds / Top: 1.5 Yds / Sides: 2 Yds												
	2190	COM	GR1	GR2	GR3	GR4	GR5	GR6	GR7	GR8	GR9	GR10	LEA
		\$2284	\$2445	\$2550	\$2644	\$2738	\$2844	\$2938	\$3030	\$3123	\$3216	\$4110	\$4262

OPTIONS

Add upcharge to list price and code to model number

FR	CAL 133 (TB 133) Fire Retardant - per yard	\$118	/yd.
MB	Moisture Barrier (up to 60" overall width)	\$164	ea.
2FO	Two Fabric Option	\$131	per unit

CAS15	1.5" Non-Locking Casters - Black	\$21	ea.
PHNDL	Pull Handle	N/C	

MINGLE

The Mingle tables have multiple fun shapes that allow you a variety of configurations for any fun learning space. Mingle tables move up or down with pin-set legs, can gather for group tables for collaborative learning or separate into single tables, for personal use. It offers options like casters, ganging and power/data to give you the adaptability that works right for your space.



BOOMER



BOWED TRAPEZOID



TILTED SQUARE



ROUND



SQUARE



RECTANGLE

ORDERING INFORMATION

- 1) Series Name
- 2) Model Number
- 3) Size
- 4) Quantity
- 5) Laminate Selection and No.
- 6) Edge Style Code and Color
- 7) Optional Items

BASE SPECIFICATIONS

Table Height: Table height range is 23.25" to 31.25" with glides, 26" to 34" with casters.

Legs: The Mingle offers adjustable tubular steel upper leg in brushed aluminum with a 2" diameter chrome lower. Adjustable height legs include a positive locking device that employ two set screws to secure the lower leg. These are adjustable via the included Allen-head setscrew and wrench.

Plate: 5-3/8" x 5-3/8" triangle and it is 1/8" thick

Glides: Premium ABS plastic adjustable glides

Casters: All models available with optional 3" dia. premium smooth rolling black plastic locking casters. Wire management not available.

Assembly: Mingle base is a completely welded one piece outer sleeve with pin adjustable insert, no tie-rod assembly. The top plate is welded to the vertical column. Leg mounts to tabletop with 1/4-20 machine screws into metal inserts in top; **NO WOOD SCREWS ARE USED.**

STANDARD BASE FINISHES

Metal Legs: Brushed aluminum outer sleeve with a polished chrome inner adjustable lower leg

TABLE TOP SPECIFICATIONS

Table Top

Table top core is CARB Compliant 1.25" particle board. Laminate and phenolic backing are glued with water based adhesives. Tops have radius corners.

COLOR / EDGE SELECTION

Laminate Selections

ERG offers over 1000 standard laminate choices from Nevamar, Wilsonart, Formica and Pionite. Wood veneer is available in transparent stain colors - custom stain matching available for an upcharge.

Edge Selections

ERG offers a wide variety of table top edge materials including PVC, wood, aluminum and resin/urethane.

Special Edge Note: When ganging or butting tables together, ERG recommends using 3MM flat edge or flat wood edge. Square tables using **T-MOLD** edge will have a 3" radius on all corners.

Table Edges

All corners have a radius edge.

Edges available are:

- 2B (3MM solid colors)
- 3A (3MM woodgrain colors)
- 4B (exposed multi-ply flat).

OPTIONS

- CODE: GD3 - Flat Ganging Device for Café & Training Tables
- CODE: CAS3 - 3" Locking Casters - Black

DETAIL



PIN HEIGHT ADJUSTMENT DETAIL



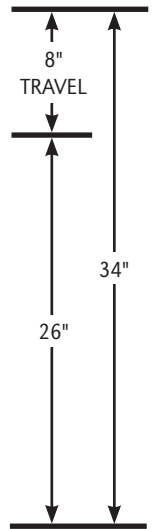
ADJUSTABLE GLIDES



OPTIONAL MOBILE LOCKING CASTERS

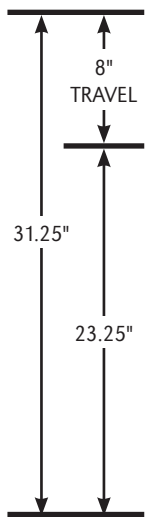
CASTERS: TABLE HEIGHT RANGE

Adjustable in 1" increments.
NOTE: HEIGHT INCLUDES 1.25" TABLE TOP



GLIDE: TABLE HEIGHT RANGE

Adjustable in 1" increments.
NOTE: HEIGHT INCLUDES 1.25" TABLE TOP



TILTED SQUARE
TRAINING TABLE



MODEL / DESCRIPTION / LIST PRICING

MINGLE | TRAINING | TILTED SQUARE



Model Number	Table Top Size	Shpg. Wght	Legs	LAMINATE TOP EDGES		
				2B	3A	6Q
MGLTSQ	36 X 52	85	4	\$1071	\$1322	\$2356

MINGLE | TRAINING | BOWED TRAPEZOID

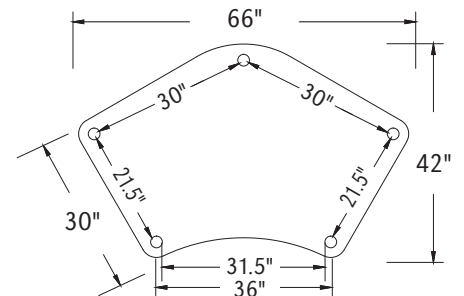
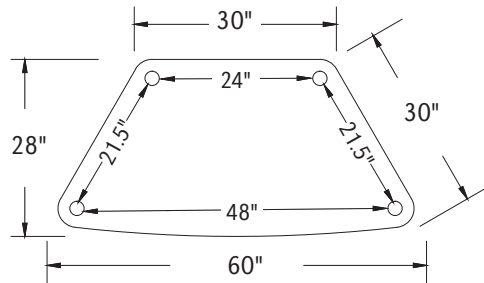
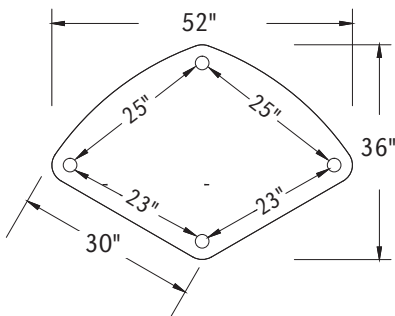


Model Number	Table Top Size	Shpg. Wght	Legs	LAMINATE TOP EDGES		
				2B	3A	6Q
MGLTZD	28 X 60	90	4	\$1087	\$1342	\$2391

MINGLE | TRAINING | BOOMER



Model Number	Table Top Size	Shpg. Wght	Legs	LAMINATE TOP EDGES		
				2B	3A	6Q
MGLBMR	42 X 66	102	5	\$1314	\$1615	\$2891



OPTIONS

Add upcharge to list price and code to model number

CAS3	3" Locking Casters - Black	\$34	ea.	GD3	Flat Ganging Device for Café & Training Tables	\$137	per pair
------	----------------------------	------	-----	-----	--	-------	----------



42" ROUND TRAINING TABLE



36" SQUARE TRAINING TABLE

MODEL / DESCRIPTION / LIST PRICING

MINGLE | TRAINING | ROUND



Model Number	Table Top Size	Shpg. Wght	Legs	LAMINATE TOP EDGES		
				2B	3A	6Q
MGL36D	36" Dia.	58	4	\$873	\$1043	\$1921
MGL42D	42" Dia.	72	4	\$1036	\$1271	\$2279
MGL48D	48" Dia.	88	4	\$1198	\$1479	\$2636

MINGLE | TRAINING | SQUARE



Model Number	Table Top Size	Shpg. Wght	Legs	LAMINATE TOP EDGES		
				2B	3A	6Q
MGL36S	36" Sq.	72	4	\$873	\$1043	\$1921
MGL42S	42" Sq.	90	4	\$1061	\$1298	\$2334

OPTIONS

Add upcharge to list price and code to model number

CAS3	3" Locking Casters - Black	\$34	ea.	GD3	Flat Ganging Device for Café & Training Tables	\$137	per pair
------	----------------------------	------	-----	-----	--	-------	----------



24X48 RECTANGLE
TRAINING TABLE

MODEL / DESCRIPTION / LIST PRICING

MINGLE | TRAINING | RECTANGLE



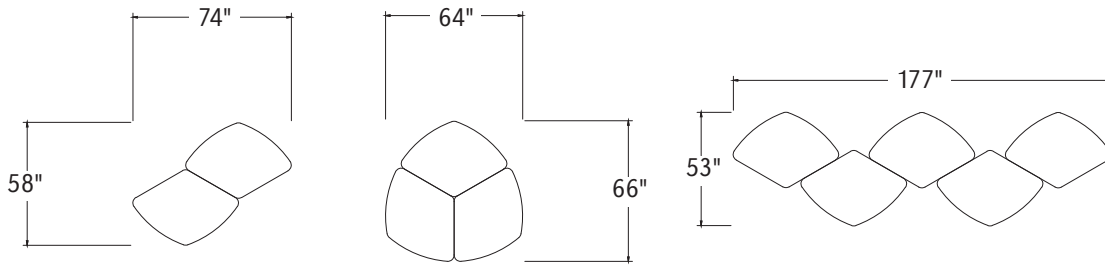
Model Number	Table Top Size	Shpg. Wght	Legs	LAMINATE TOP EDGES		
				2B	3A	6Q
MGL2436	24 X 36	61	4	\$822	\$972	\$1808
MGL2448	24 X 48	70	4	\$863	\$1027	\$1899
MGL2460	24 X 60	79	4	\$904	\$1087	\$1989
MGL2472	24 X 72	88	4	\$1022	\$1225	\$2248
MGL3036	30 X 36	68	4	\$859	\$1023	\$1890
MGL3048	30 X 48	79	4	\$909	\$1093	\$2000
MGL3060	30 X 60	90	4	\$959	\$1164	\$2110
MGL3072	30 X 72	102	4	\$1086	\$1312	\$2389
MGL3648	36 X 48	88	4	\$966	\$1173	\$2125
MGL3660	36 X 60	102	4	\$1024	\$1254	\$2253
MGL3672	36 X 72	115	4	\$1159	\$1418	\$2550

OPTIONS

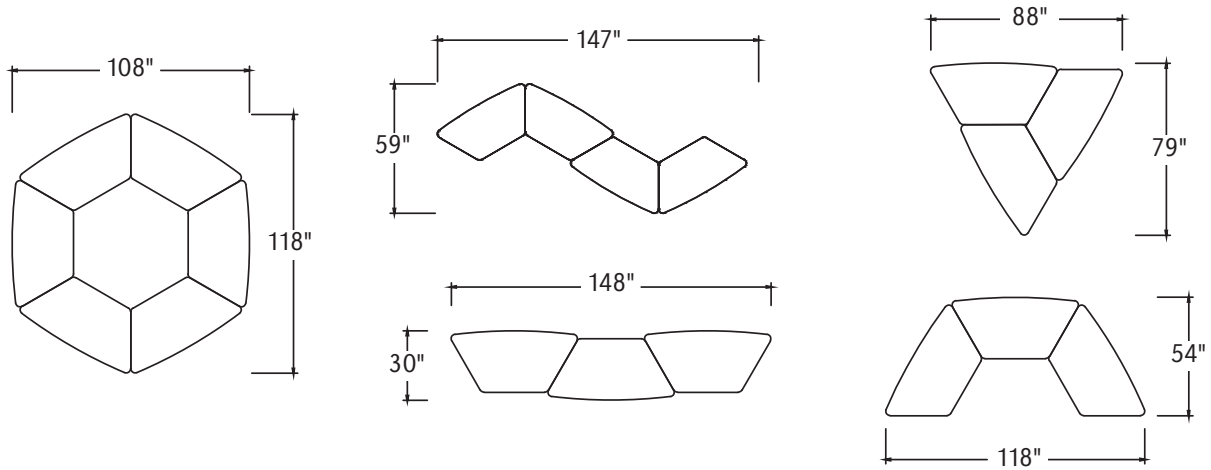
Add upcharge to list price and code to model number

CAS3	3" Locking Casters - Black	\$34	ea.	GD3	Flat Ganging Device for Café & Training Tables	\$137	per pair
------	----------------------------	------	-----	-----	--	-------	----------

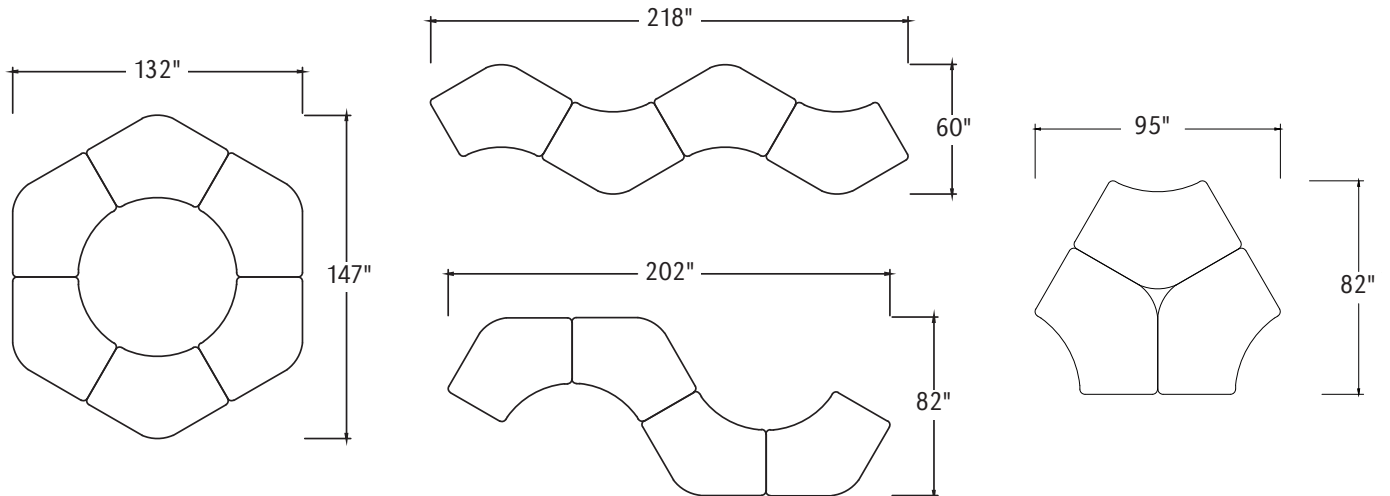
TILTED SQUARE



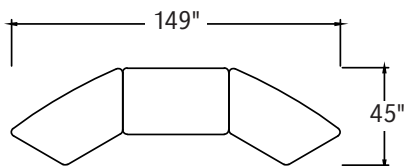
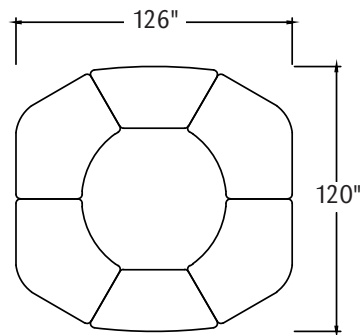
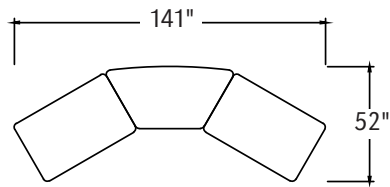
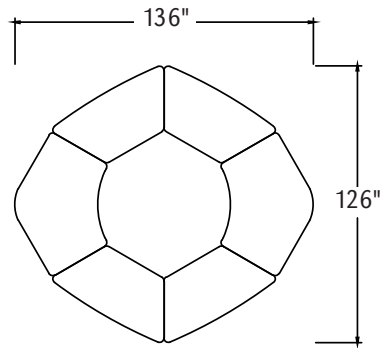
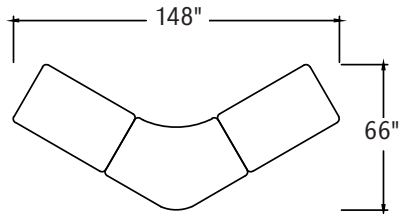
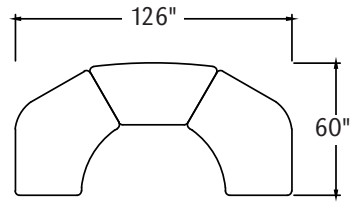
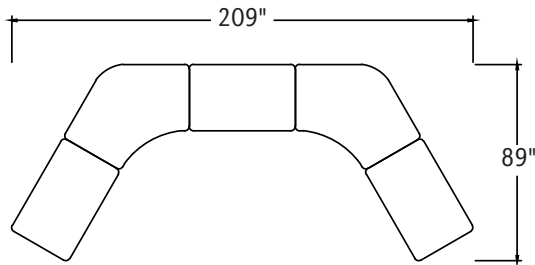
TRAPEZOID



BOOMER



MULTI-SHAPED CONFIGURATIONS





FIXED LAMINATE MODESTY PANEL

Modesty Panels are 8" wide by .75" thick by 36", 42", 48", 60", 72", 84" or 96" in length. Panels manually attach to underside of table tops with "L" brackets and are secured with 2 finger knobs. Modesty panels are covered with choice of laminate. Custom sizes are available.



FIXED METAL MODESTY PANEL

Modesty Panels are 9" wide by 48", 60" or 72" in length. Panels attach to underside of table tops with machine screws (no wood screws are used). These stylish metal panels are available in all of our standard powder coat finish colors to complement your space.

NOTE: When using power/data with the metal modesty panel, the power unit will be set back at least 5" from the panel side table edge.

MODEL / DESCRIPTION / LIST PRICING

MODESTY PANEL | PERFORATED METAL

Model Number	Panel Size	Shpg. Wght	Perforated Pattern
MMP48	9" X 48"	8	\$354
MMP60	9" X 60"	9	\$405
MMP72	9" X 72"	10	\$468

MODESTY PANEL | LAMINATE

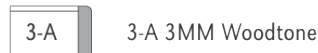
Model Number	Panel Size	Shpg. Wght	GRP 2	GRP 3	GRP 4
RMP36	8" X 36"	32	\$301	\$359	\$423
RMP42	8" X 42"	38	\$344	\$408	\$478
RMP48	8" X 48"	42	\$427	\$511	\$605
RMP60	8" X 60"	47	\$471	\$558	\$664
RMP72	8" X 72"	49	\$548	\$654	\$776
RMP84	8" X 84"	54	\$636	\$789	\$936
RMP96	8" X 96"	59	\$657	\$818	\$968

LAMINATE PANEL EDGES

Group 2




Group 3



Group 4





FLIP-TOP MESH MODESTY PANEL

Flip Modesty Panels are 10" with a 7" wide mesh cable pocket with Velcro closing strips. Available in 48", 60" or 72" lengths. Flip Modesty Panels are typically used on the Brandon Series folding tables. Panels swing freely and are secured to bottom of table top with clamps. Black is the only color available on mesh flip modesty panels

MODEL / DESCRIPTION / LIST PRICING

MODESTY PANEL | MESH | FLIP

*Mesh Flip Modesty Panel comes in black only

Model Number	Panel Size	Shpg. Wght	MESH
FMMP48	10" X 48"	4	\$331
FMMP60	10" X 60"	5	\$363
FMMP72	10" X 72"	6	\$426

MODESTY PANEL | LAMINATE | FLIP

Model Number	Panel Size	Shpg. Wght	GRP 2	GRP 3	GRP 4
FMP36	8" X 36"	32	\$381	\$426	\$481
FMP42	8" X 42"	38	\$414	\$468	\$527
FMP48	8" X 48"	42	\$487	\$555	\$634
FMP60	8" X 60"	47	\$520	\$597	\$680
FMP72	8" X 72"	49	\$586	\$673	\$828
FMP84	8" X 84"	54	\$678	\$786	\$907
FMP96	8" X 96"	59	\$701	\$810	\$941

LAMINATE PANEL EDGES

Group 2



Group 3



Group 4



MONACO

Monaco tables features a unique square stainless steel column and base. The collection consists of café and conference tables that nicely complement any modern café area or meeting room.



48" SQUARE CAFÉ TABLE
SHOWN WITH OPTIONAL POWDER COAT FINISH



60X144" RECTANGLE CONFERENCE TABLE

ORDER INFORMATION

- | | |
|-----------------|-------------------------------|
| 1) Series Name | 5) Laminate Selection and No. |
| 2) Model Number | 6) Edge Style Code and Color |
| 3) Size | 7) Optional Items |
| 4) Quantity | |

BASE SPECIFICATIONS

- Column:** 3.15" square stainless steel #201
Base: Square stainless steel #201. Base spread is 17", 22" or 24"
Plate: 12" X 12" square, 14" X 14" square
Spider: Depending on size of tabletop: 13" X 13" square, 24" x 24" square
Glides: Nylon glides
Assembly: Base mounts to tabletop with ¼-20 x 1" machine screws into metal inserts in top. NO WOOD SCREWS ARE USED.

STANDARD BASE FINISH

Square Metal Base: Stainless Steel

OPTIONAL BASE FINISH

Square Metal Base: Standard Powder Coat

COLOR / EDGE SELECTIONS

Laminate/Veneer Selections

ERG offers over 1000 standard laminate choices from Nevamar, Wilsonart, Formica and Pionite. Wood veneer is available in transparent stain colors - custom stain matching available for an upcharge.

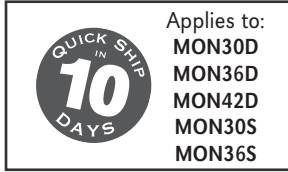
Edge Selections

ERG offers a wide variety of table top edge materials including PVC, wood, aluminum and resin/urethane.

Special Edge Note: When ganging or butting tables together, ERG recommends using 3MM flat edge or flat wood edge. Square tables using **T-MOLD** edge will have a 3" radius on all corners.

OPTIONS

- CODE: SF - Powder Coat Finish
- CODE: GD3 - Flat Ganging Device for Café & Training Tables
- CODE: STH - Special Table Height (other than 29" or 42")
- CODE: RAD - 3" Radius Corners for 3MM Edge
- CODE: CRT - Racetrack table top
- CODE: COT - Elliptical Table top
- CODE: CBT - Boat table top
- CODE: CAT - Almost Rectangle Table Top.



36" ROUND CAFÉ TABLE
SHOWN WITH OPTIONAL POWDER COAT FINISH

MODEL / DESCRIPTION / LIST PRICING

MONACO | CAFÉ | ROUND



Model Number	Table Top Size	Base Spread	Table Height	Shpg. Wght.	LAMINATE TOP ASSORTED EDGES							VENEER TOP	
					GRP 1	GRP 2	GRP 3	GRP 4	GRP 5	GRP 6	GRP 7	GRP 8	GRP 9
MON24D	24" Dia.	17"	29"	60	\$779	\$796	\$902	\$1104	\$1121	\$1268	\$1441	\$1718	\$1998
MON30D	30" Dia.	17"	29"	63	\$938	\$955	\$1098	\$1376	\$1393	\$1585	\$1817	\$2093	\$2391
MON36D	36" Dia.	22"	29"	73	\$1051	\$1074	\$1246	\$1593	\$1610	\$1841	\$2120	\$2375	\$2672
MON42D	42" Dia.	22"	29"	108	\$1313	\$1346	\$1571	\$2024	\$2041	\$2347	\$2712	\$2989	\$3337
MON48D	48" Dia.	22"	29"	117	\$1523	\$1561	\$1832	\$2389	\$2406	\$2772	\$3214	\$3488	\$3852

MONACO | CAFÉ | SQUARE



Model Number	Table Top Size	Base Spread	Table Height	Shpg. Wght.	LAMINATE TOP ASSORTED EDGES							VENEER TOP	
					GRP 1	GRP 2	GRP 3	GRP 4	GRP 5	GRP 6	GRP 7	GRP 8	GRP 9
MON24S	24" Sq.	17"	29"	38	\$776	\$792	\$902	\$1114	\$1131	\$1280	\$1464	\$1719	\$1984
MON2430S	24x30 Sq.	17"	29"	74	\$829	\$848	\$979	\$1232	\$1249	\$1426	\$1637	\$1861	\$2114
MON30S	30" Sq.	17"	29"	74	\$923	\$944	\$1085	\$1361	\$1377	\$1573	\$1806	\$2066	\$2350
MON36S	36" Sq.	22"	29"	92	\$1067	\$1089	\$1268	\$1622	\$1639	\$1879	\$2165	\$2413	\$2705
MON42S	42" Sq.	22"	29"	135	\$1402	\$1436	\$1660	\$2107	\$2124	\$2431	\$2794	\$3155	\$3569
MON48S	48" Sq.	24"	29"	132	\$1788	\$1834	\$2162	\$2845	\$2862	\$3306	\$3843	\$4122	\$4521

MONACO | CAFÉ | RECTANGLE



Model Number	Table Top Size	Base Spread	Table Height	Shpg. Wght.	LAMINATE TOP ASSORTED EDGES							VENEER TOP	
					GRP 1	GRP 2	GRP 3	GRP 4	GRP 5	GRP 6	GRP 7	GRP 8	GRP 9
MON2448	24x48 Sq.	2-17"	29"	70	\$1268	\$1295	\$1471	\$1823	\$1840	\$2081	\$2372	\$2802	\$3245
MON2460	24x60 Sq.	2-17"	29"	79	\$1323	\$1354	\$1549	\$1947	\$1964	\$2231	\$2555	\$2955	\$3378
MON3048	30x48 Sq.	2-17"	29"	79	\$1320	\$1346	\$1544	\$1935	\$1952	\$2222	\$2540	\$2941	\$3369
MON3060	30x60 Sq.	2-17"	29"	90	\$1398	\$1429	\$1655	\$2107	\$2124	\$2433	\$2798	\$3150	\$3557

Note: When optional base finish is required, please multiply upcharge by 2 for tables supported with an extra base.

OPTIONS

Add upcharge to list price and code to model number

SF	Powder Coat Finish	\$79	per base	STH	Special Table Height (other than 29" or 42")	\$197	per leg
GD3	Flat Ganging Device for Café & Training Tables	\$137	per pair	RAD	3" Radius Corners for 3MM Edge	\$262	per table



30" ROUND BAR HEIGHT TABLE

MODEL / DESCRIPTION / LIST PRICING

MONACO | BAR HEIGHT | ROUND



ROUND

Model Number	Table Top Size	Base Spread	Table Height	Shpg. Wght.	LAMINATE TOP ASSORTED EDGES							VENEER TOP	
					GRP 1	GRP 2	GRP 3	GRP 4	GRP 5	GRP 6	GRP 7	GRP 8	GRP 9
MONH24D	24" Dia.	17"	42"	65	\$947	\$964	\$1070	\$1262	\$1279	\$1427	\$1599	\$2036	\$2443
MONH30D	30" Dia.	17"	42"	70	\$1105	\$1123	\$1267	\$1536	\$1553	\$1746	\$1976	\$2411	\$2837
MONH36D	36" Dia.	22"	42"	75	\$1270	\$1295	\$1466	\$1799	\$1816	\$2049	\$2328	\$2793	\$3253

MONACO | BAR HEIGHT | SQUARE



SQUARE

Model Number	Table Top Size	Base Spread	Table Height	Shpg. Wght.	LAMINATE TOP ASSORTED EDGES							VENEER TOP	
					GRP 1	GRP 2	GRP 3	GRP 4	GRP 5	GRP 6	GRP 7	GRP 8	GRP 9
MONH36S	36" Sq.	24"	42"	80	\$1209	\$1237	\$1414	\$1761	\$1777	\$2018	\$2307	\$2692	\$3095

Note: Other bar height sizes available. Call for pricing.

OPTIONS

Add upcharge to list price and code to model number

SF	Powder Coat Finish	\$79	per base	STH	Special Table Height (other than 29" or 42")	\$197	per leg
GD3	Flat Ganging Device for Café & Training Tables	\$137	per pair	RAD	3" Radius Corners for 3MM Edge	\$262	per table



42X96" RECTANGLE CONFERENCE TABLE

MODEL / DESCRIPTION / LIST PRICING

MONACO | CONFERENCE | RECTANGLE

RECTANGLE

Model Number	Table Top Size	Base Spread	Table Height	Shpg. Wght.	LAMINATE TOP ASSORTED EDGES							VENEER TOP	
					GRP1	GRP2	GRP3	GRP4	GRP5	GRP6	GRP7	GRP8	GRP9
MONC4272	42X72	2-22"	29"	129	\$3465	\$3536	\$4015	\$4983	\$5000	\$5657	\$6441	\$8778	\$9892
MONC4284	42X84	2-22"	29"	144	\$3601	\$3676	\$4191	\$5232	\$5249	\$5949	\$6791	\$9167	\$10278
MONC4296	42X96	2-22"	29"	160	\$3695	\$3772	\$4326	\$5443	\$5460	\$6206	\$7103	\$9475	\$10555
MONC4872	48X72	2-24"	29"	142	\$3544	\$3615	\$4126	\$5157	\$5174	\$5868	\$6696	\$9033	\$10121
MONC4884	48X84	2-24"	29"	160	\$3921	\$4001	\$4543	\$5651	\$5668	\$6412	\$7304	\$9941	\$11193
MONC4896	48X96	2-24"	29"	178	\$4028	\$4111	\$4699	\$5890	\$5907	\$6702	\$7657	\$10290	\$11506
MONC48108*	48X108	3-24"	29"	196	\$4291	\$4379	\$5003	\$6270	\$6287	\$7139	\$8155	\$10955	\$12250
MONC48120*	48X120	3-24"	29"	214	\$4399	\$4493	\$5155	\$6511	\$6528	\$7427	\$8506	\$11306	\$12566
MONC48144*	*48X144	3-24"	29"	250	\$5151	\$5258	\$5994	\$7498	\$7515	\$8515	\$9720	\$13120	\$14707
MONC6096	60X96	2-24"	29"	214	\$4540	\$4634	\$5295	\$6635	\$6652	\$7548	\$8622	\$11595	\$12971
MONC60108*	60X108	3-24"	29"	237	\$4754	\$4853	\$5557	\$7001	\$7018	\$7976	\$9126	\$12179	\$13572
MONC60120*	60X120	3-24"	29"	259	\$5001	\$5106	\$5858	\$7404	\$7421	\$8441	\$9666	\$12846	\$14283
MONC60144*	*60X144	3-24"	29"	304	\$5990	\$6113	\$6957	\$8678	\$8695	\$9843	\$11224	\$15221	\$17107

* Asterisk after model number indicates 2+ pieces tops with center seam for tables over 96"

Note: Other sizes are available, please call ERG Customer Service.

OPTIONS

Add upcharge to list price and code to model number

SF	Powder Coat Finish	\$79	per base	CBT	Boat table top	add 25%	
GD3	Flat Ganging Device for Café & Training Tables	\$137	per pair	STH	Special Table Height (other than 29" or 42")	\$197	per leg
CRT	Racetrack table top	add 20%		RAD	3" Radius Corners for 3MM Edge	\$262	per table
COT	Elliptical table top	add 20%		CAT	Almost Rectangle table top	add 25%	

MORGAN

The Morgan stool offers a modern looking saddle seat on a sleek base. It offers three seat options: wood seat, wood seat with fabric seat insert, and a fully upholstered seat. With its streamlined look Morgan is great for café dining area, casual meeting, huddle areas and other types of gathering spaces.



BAR STOOL



COUNTER STOOL WITH SEAT INSERT AND
OPTIONAL POWDER COAT FRAME COLOR

ORDERING INFORMATION

To Order Please Specify:

- 1) Series Name
- 2) Model Number
- 3) Quantity
- 4) Wood Stain Color
- 5) Fabric Grade & Number
- 6) Optional Items

CHAIRS	WEIGHT LIMIT
Metal Frame Stool	350 lbs.

STANDARD BASE FINISHES

Sled Base: Polished Chrome

OPTIONAL BASE FINISHES

Sled Base: Standard Powder Coat

GENERAL SPECIFICATIONS

Wood Seat

Contoured 0.5" thick multiply shell. Seat can be upholstered with choice of fabric, vinyl, crypton, leather or approved COM

Frame

0.5" round solid steel with footrest

Glides

Factory installed poly glides

Stacking

- Upholstered seat - up to 5 high on the floor
- Wood seat - up to 5 high on the floor

OPTIONS

- CODE: FR - CAL 133 (TB 133) Fire Retardant
- CODE: MBC - Moisture Barrier Chair
- CODE: SF - Powder Coat Finish

DIMENSIONS	Bar Stool
Seat Height:	30.5"
Overall Width:	20"
Overall Depth:	20"
Qty./Wt. per carton:	3 ea./60 lbs.

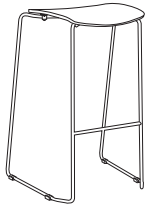


UP TO THREE STOOLS CAN STACK



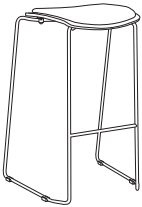
BAR STOOL WITH SEAT INSERT AND
OPTIONAL POWDER COAT FRAME COLOR

MODEL / DESCRIPTION / LIST PRICING



8950 Wood Seat Stool


Stain
\$689



8950/SI Wood Seat Stool w/Upholstered Seat Insert

COM Yardage: 0.75 Yd

COM	GR1	GR2	GR3	GR4	GR5	GR6	GR7	GR8	GR9	GR10	LEA
\$809	\$846	\$870	\$901	\$931	\$963	\$992	\$1023	\$1053	\$1085	\$1114	\$1300



8950/U Fully Upholstered Stool

COM Yardage: 0.75 Yd

COM	GR1	GR2	GR3	GR4	GR5	GR6	GR7	GR8	GR9	GR10	LEA
\$722	\$759	\$783	\$814	\$845	\$875	\$905	\$936	\$967	\$997	\$1027	\$1212

OPTIONS

Add upcharge to list price and code to model number

FR	CAL 133 (TB 133) Fire Retardant	\$118	/yd
MBC	Moisture Barrier Chair	\$84	ea.

SF	Powder Coat Finish	\$76	
----	--------------------	------	--

DIMENSIONS	Counter Stool
Seat Height:	27.5"
Overall Width:	19"
Overall Depth:	18.5"
Qty./Wt. per carton:	3 ea./60 lbs.



COUNTER HEIGHT STOOL
WITH SEAT INSERT



COUNTER HEIGHT STOOL

MODEL / DESCRIPTION / LIST PRICING



8952 Wood Seat Counter Height Stool

Stain
\$736



8952/SI Wood Seat Counter Height Stool w/Upholstered Seat Insert

COM Yardage: 0.75 Yd

COM	GR1	GR2	GR3	GR4	GR5	GR6	GR7	GR8	GR9	GR10	LEA
\$855	\$893	\$918	\$947	\$977	\$1009	\$1040	\$1069	\$1099	\$1131	\$1162	\$1346



8952/U Fully Upholstered Counter Height Stool

COM Yardage: 0.75 Yd

COM	GR1	GR2	GR3	GR4	GR5	GR6	GR7	GR8	GR9	GR10	LEA
\$768	\$806	\$829	\$860	\$892	\$922	\$951	\$982	\$1014	\$1044	\$1074	\$1259

OPTIONS

Add upcharge to list price and code to model number

FR	CAL 133 (TB 133) Fire Retardant	\$118	/yd
MBC	Moisture Barrier Chair	\$84	ea.

SF	Powder Coat Finish	\$76	
----	--------------------	------	--

MUFFET

The Muffet is ideal for children's areas and seating. Muffet is available in full round only.



MUFFET WITH TWO FABRIC OPTION

ORDERING INFORMATION

- To Order Please specify:**
- 1) Series Name
 - 2) Model Number
 - 3) Quantity
 - 4) Fabric Grade and Number
 - 5) Laminate Choice (Optional Plinth)
 - 6) Optional Items/Finishes

GENERAL SPECIFICATIONS

Frame Construction

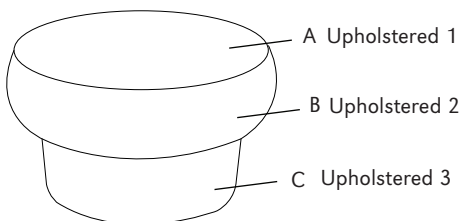
Frame assembly is constructed of multi-ply hardwood, with tongue and groove construction. All foam is fully bonded to frame. Seat cushions are 5" graded high resiliency (H.R.) block foam, covered entirely with special bonded polyester fiber to protect final upholstery. No sag-springs are installed in along with interlocking helicoil springs to prevent sagging and provide additional seat support.

Upholstery

Seat is covered in choice of fabric, vinyl, crypton, leather or COM. (For matching patterned fabric allow 15% more yardage.) ERG uses only water based glues and adhesives in our upholstery process.

OPTIONS

- CODE: FR - CAL 133 (TB 133) Fire Retardant
- CODE: MB - Moisture Barrier (up to 60" overall width)
- CODE: SBH - Special Height
- CODE: 2FO - Two Fabric Option
- CODE: 3FO - Three Fabric Option



Due to fabric design options it is necessary to include with your order a **sketch/layout** to specify which fabric is to be used on each area of the Muffet/Puffet. Use the callouts shown to define fabric areas in your sketch.

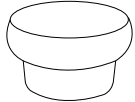
SOFT SEATING	WEIGHT LIMIT
1 Seat	500 lbs.

DIMENSIONS	Muffet
Overall Depth:	24"
Overall Width:	24"
Overall Height:	15"
Qty./Wt.:	1 ea./36 lbs.



MUFFET OTTOMAN

MODEL / DESCRIPTION / LIST PRICING



1353 Muffet Full Round Ottoman 24" Dia.

COM Yardage: Total: 3.5 Yds. / Top: 2 Yds. / Base: 1.5 Yds.

COM	GR1	GR2	GR3	GR4	GR5	GR6	GR7	GR8	GR9	GR10	LEA
\$1441	\$1541	\$1602	\$1666	\$1735	\$1805	\$1876	\$1950	\$2031	\$2110	\$2196	\$2592

OPTIONS

Add upcharge to list price and code to model number

FR	CAL 133 (TB 133) Fire Retardant	\$118	/yd.
MB	Moisture Barrier (up to 60" overall width)	\$164	ea.
2FO	Two fabric option	\$131	

3FO	Three fabric option	\$199	
SBH	Special Height	\$386	

NAPOLI

The Napoli Banquette shows a variety of unique upholstery designs from the seat to the back, giving fun aesthetic options for contrasting fabrics. This collection offers a plinth base and clean out, for the perfect fit into any dining space.



ORDERING INFORMATION

- | | |
|--------------------------|----------------------------------|
| 1) Series Name | 6) Contrasting Fabrics |
| 2) Model Number | 7) Back Fabric Design Options |
| 3) Size | 8) Plinth Base Finish |
| 4) Quantity | 9) Panel Laminate/Edge Selection |
| 5) Fabric Grade & Number | 10) Optional Items |

SOFT SEATING	WEIGHT LIMIT
1 Seat	500 lbs.
2 Seat	1000 lbs.
3 Seat	1500 lbs.



STANDARD BANQUETTE COMES WITH A FLUSH PLINTH BASE ON SIDES FOR GANGING, AND RECESSED FRONT.



STANDARD GANGED PLINTH BASE, WITH 1/2" GAP BETWEEN BASES

GENERAL SPECIFICATIONS

Upholstery / Foam

Seat and back are covered in choice of fabric, vinyl, crypton, leather or COM. All foam is fully bonded to frame. Seat cushions are 5" graded high resiliency (H.R.) block foam with back 2.5" (H.R.) foam. Seats and backs are covered entirely with special bonded polyester fiber to protect final upholstery. ERG uses only water based glues and adhesives in our upholstery process.

Frame Construction

Frame assembly is constructed of multi-ply hardwood, with tongue and groove construction. No sag-springs are installed in seat & back along with interlocking helicoil springs to prevent sagging and provide additional lower back and seat support.

Base Details

Plinth Base: The plinth base is available in a choice of laminate or unfinished so that you can add your own cove base or carpet. Note: when plinth base is ganged, there will be a 1/2" gap between plinth bases.

Back Designs

Split and V-designs for the back are included in the list price.

Anchoring

Napoli dining benches are easy to anchor to the floor. Floor mount instructions can be provided by customer service. Hardware for anchoring bench to the floor is not included.

Note


Please allow extra fabric for repeat design.

Note for Edge of privacy panels:

- Straight panels: available with 3MM PVC or laminate self edge. Select from any of our 3MM PVC edges in solid or wood tone, no custom colors available.
- Curved panels: will only be available with laminate self edge.
- Both straight and curved panels: when combining straight panels and curved panels, ONLY self edge is available.

OPTIONS


- CODE: FR - CAL 133 (TB 133) Fire Retardant
- CODE: MB -Moisture Barrier (up to 60" overall width)
- CODE: MB60 -Moisture Barrier (over 60" overall width)
- CODE: MBB -Moisture Barrier (up to 60" overall width Back-to-Back)
- CODE: MBB60 -Moisture Barrier (over 60" overall width Back-to-Back)
- CODE: 2FO - Two Fabric Option
- CODE: 3FO - Three Fabric Option
- CODE: 4FO - Four Fabric Option
- CODE: USS - Under Seat Fully Lined Storage
- CODE: CO - Clean Out (overall width up to 60")
- CODE: CO1 - Clean Out (overall width over 60")
- CODE: COB - Clean Out Back-to-Back (overall width up to 60")
- CODE: CO1B - Clean Out Back-to-Back (overall width over 60")
- CODE: UFB - Unfinished Plinth Base
- CODE: RB1 - Recessed Plinth Base (1 Side only)
- CODE: RB2 - Recessed Plinth Base (2 Sides)
- CODE: GBP - Ganging Bracket for Plinth Base



UNDER SEAT FULLY LINED STORAGE



TWO FABRIC OPTION



CLEANOUT



OPTIONAL RECESSED PLINTH BASE
AVAILABLE, ON ONE OR TWO SIDES.

① STANDARD DESIGN BACK



48" wide bench with Standard design and optional contrasting fabrics

② SPLIT DESIGN BACK



48" wide bench with Split design and optional contrasting fabrics

③ V-DESIGN BACK



48" wide bench with optional contrasting fabrics in V-design

Three Back Designs

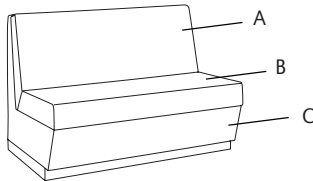
There are three back designs available for Napoli Banquettes. Please specify: Standard Back Design, Split Fabric Design or V-Back Design.

Ordering Contrasting Fabrics

Due to back design options it is necessary to include a sketch/layout with your order to specify which fabric is to be used on each area of the Banquette. Use the callouts shown to define fabric areas in your sketch. Please specify a back design, Standard, Split Fabric Design or V-Design. (V-Design is available on straight configured seating only.)

COM YARDAGE FOR NAPOLI BANQUETTE DESIGNS

Standard Back Design

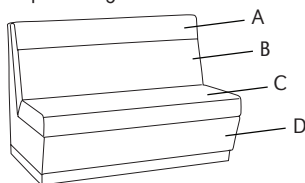


Standard Back Design

Model	Total	A - Back	B - Seat	C - Frame
360 - 48" Wide Straight	6.5 yards	1.75 yards	1.75 yards	3 yards
362 - 60" Wide Straight	8 yards	2.25 yards	2.25 yards	3.5 yards
365 - 72" Wide Straight	9 yards	2.5 yards	2.5 yards	4 yards

Please allow extra fabric for repeat design

Split Design Back

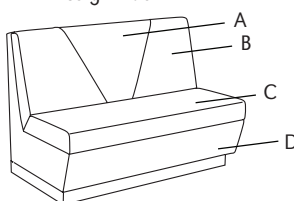


Split Design Back

Model	Total	A - Split Back	B - Split Back	C - Seat	D - Frame
360 - 48" Wide Straight	7 yards	1.5 yards	1.5 yards	1.75 yards	3 yards
362 - 60" Wide Straight	10 yards	2 yards	2.5 yards	2.25 yards	3.5 yards
365 - 72" Wide Straight	12 yards	2.5 yards	3 yards	3 yards	4 yards

Please allow extra fabric for repeat design

V-Design Back




V-Design Back*

Model	Total	A - V-Back	B - V-Back	C - Seat	D - Frame
360 - 48" Wide	6 yards	1 yard	1 yard	1.5 yards	2.5 yards
362 - 60" Wide	8.5 yards	1 yard	2 yards	2.5 yards	3 yards
365 - 72" Wide	10 yards	1 yard	2.5 yards	3 yards	3.5 yards

Please allow extra fabric for repeat design

*V-Design is available on straight configured seating only.

DIMENSIONS	48" Wide Banquette	60" Wide Banquette	72" Wide Banquette
Seat Depth:	18.5"	18.5"	18.5"
Seat Height:	18"	18"	18"
Overall Depth:	27.5"	27.5"	27.5"
Overall Width:	48"	60"	72"
Overall Height:	35"	35"	35"
Qty./Wt.:	1 ea./150 lbs.	1 ea./180 lbs.	1 ea./220 lbs.



NAPOLI STRAIGHT BANQUETTE
WITH TWO FABRIC OPTION

MODEL / DESCRIPTION / LIST PRICING



360 48" Wide Banquette COM Yardage: Total: 6.5 Yds. / Bottom Frame: 3 Yds. / Back: 1.75 Yds. / Seat: 1.75 Yds.

COM	GR1	GR2	GR3	GR4	GR5	GR6	GR7	GR8	GR9	GR10	LEA
\$3217	\$3442	\$3580	\$3721	\$3873	\$4027	\$4189	\$4355	\$4530	\$4709	\$4896	\$5789

362 60" Wide Banquette COM Yardage: Total: 8 Yds. / Bottom Frame: 3.5 Yds. / Back: 2.25 Yds. / Seat: 2.25 Yds.

COM	GR1	GR2	GR3	GR4	GR5	GR6	GR7	GR8	GR9	GR10	LEA
\$4748	\$5080	\$5284	\$5495	\$5714	\$5945	\$6179	\$6429	\$6684	\$6953	\$7231	\$8546

365 72" Wide Banquette COM Yardage: Total: 9 Yds. / Bottom Frame: 4 Yds. / Back: 2.5 Yds. / Seat: 2.5 Yds.

COM	GR1	GR2	GR3	GR4	GR5	GR6	GR7	GR8	GR9	GR10	LEA
\$6380	\$6829	\$7102	\$7386	\$7682	\$7989	\$8307	\$8641	\$8986	\$9344	\$9719	\$11488

OPTIONS

Add upcharge to list price and code to model number

FR	CAL 133 (TB 133) Fire Retardant per yard	\$118	/yd.
MB	Moisture Barrier (up to 60" overall width)	\$164	ea.
MB60	Moisture Barrier (over 60" overall width)	\$262	ea.
2FO	Two Fabric Option	\$131	
3FO	Three Fabric Option	\$199	
4FO	Four Fabric Option	\$289	
USS	Under Seat Fully Lined Storage	\$589	

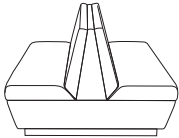
CO	Clean Out (overall width up to 60")	\$327	per unit
CO1	Clean Out (overall width over 60")	\$503	per unit
UFB	Unfinished Plinth Base	Deduct \$80	
RB1	Recessed Base, 1 side	\$145	
RB2	Recessed Base, 2 sides	\$287	
GBP	Ganging Bracket for Plinth Base	\$260	per pair

DIMENSIONS	48" Wide B2B Banquette	60" Wide B2B Banquette	72" Wide B2B Banquette
Seat Depth:	18.5"	18.5"	18.5"
Seat Height:	18"	18"	18"
Overall Depth:	54"	54"	54"
Overall Width:	48"	60"	72"
Overall Height:	35"	35"	35"
Qty./Wt.:	1 ea./300 lbs.	1 ea./350 lbs.	1 ea./400 lbs.



NAPOLI BACK-TO-BACK BANQUETTE
WITH CLEAN OUT OPTION

MODEL / DESCRIPTION / LIST PRICING



360-B2B 48" Back-to-Back Banquette COM Yardage: Total: 11 Yds. / Bottom Frame: 3 Yds. / Back: 4 Yds. / Seat: 4 Yds.

COM	GR1	GR2	GR3	GR4	GR5	GR6	GR7	GR8	GR9	GR10	LEA
\$6111	\$6536	\$6799	\$7072	\$7353	\$7648	\$7953	\$8273	\$8600	\$8946	\$9304	\$10996

362-B2B 60" Back-to-Back Banquette COM Yardage: Total: 12.5 Yds. / Bottom Frame: 3.5 Yds. / Back: 4.5 Yds. / Seat: 4.5 Yds.

COM	GR1	GR2	GR3	GR4	GR5	GR6	GR7	GR8	GR9	GR10	LEA
\$9020	\$9652	\$10038	\$10441	\$10858	\$11291	\$11743	\$12214	\$12700	\$13210	\$13736	\$16236

365-B2B 72" Back-to-Back Banquette COM Yardage: Total: 14 Yds. / Bottom Frame: 4 Yds. / Back: 5 Yds. / Seat: 5 Yds.

COM	GR1	GR2	GR3	GR4	GR5	GR6	GR7	GR8	GR9	GR10	LEA
\$12127	\$12974	\$13493	\$14032	\$14595	\$15179	\$15786	\$16418	\$17074	\$17757	\$18469	\$21827

OPTIONS

Add upcharge to list price and code to model number

FR	CAL 133 (TB 133) Fire Retardant per yard	\$118	/yd.
MBB	Moisture Barrier - up to 60" width (Back-to-Back)	\$327	ea.
MBB60	Moisture Barrier - over 60" width (Back-to-Back)	\$522	ea.
2FO	Two Fabric Option	\$131	
3FO	Three Fabric Option	\$199	
4FO	Four Fabric Option	\$289	
USS	Under Seat Fully Lined Storage	\$589	

COB	Clean Out Back-to-Back (overall width up to 60")	\$654	per unit
CO1B	Clean Out Back-to-Back (overall width over 60")	\$1007	per unit
UFB	Unfinished Plinth Base	Deduct \$80	
RB1	Recessed Base, 1 side	\$145	
RB2	Recessed Base, 2 sides	\$287	
GBP	Ganging Bracket for Plinth Base	\$260	per pair

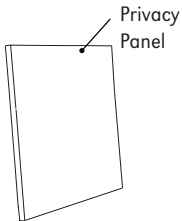
PRIVACY PANELS ONLY

DIMENSIONS	48" Wide Privacy Panel	60" Wide Privacy Panel	72" Wide Privacy Panel
Panel Depth:	1"	1"	1"
Panel Width:	48"	60"	72"
Panel Height:	48"	48"	48"



NAPOLI BANQUETTE
WITH PRIVACY PANEL

MODEL / DESCRIPTION / LIST PRICING



360P 48" Wide Privacy Panel COM Yardage: Total: 3 Yds. (Please allow extra fabric for repeat design.)

COM	GR1	GR2	GR3	GR4	GR5	GR6	GR7	GR8	GR9	GR10	LEA
\$1392	\$1492	\$1549	\$1614	\$1676	\$1744	\$1814	\$1886	\$1962	\$2040	\$2120	\$2505
LAMINATE			VENEER			ACRYLIC					
\$1364			\$2485			CALL					

362P 60" Wide Privacy Panel COM Yardage: Total: 4 Yds. (Please allow extra fabric for repeat design.)

COM	GR1	GR2	GR3	GR4	GR5	GR6	GR7	GR8	GR9	GR10	LEA
\$1837	\$1967	\$2044	\$2126	\$2210	\$2300	\$2389	\$2488	\$2587	\$2689	\$2797	\$3308
LAMINATE			VENEER			ACRYLIC					
\$1785			\$3197			CALL					

365P 72" Wide Privacy Panel COM Yardage: Total: 5 Yds. (Please allow extra fabric for repeat design.)

COM	GR1	GR2	GR3	GR4	GR5	GR6	GR7	GR8	GR9	GR10	LEA
\$2249	\$2407	\$2503	\$2605	\$2709	\$2816	\$2929	\$3046	\$3169	\$3294	\$3424	\$4049
LAMINATE			VENEER			ACRYLIC					
\$2170			\$3753			CALL					

Note for Edge of privacy panels:

- Straight panels: available with 3MM PVC or laminate self edge.
Select from any of our 3MM PVC edges in solid or wood tone, no custom colors.
- Curved panels: will only able available with laminate self edge.
- Both straight and curved panels: when combining straights and curved, ONLY self edge is available.

NATHAN

The Nathan guest chair has a subtle wing back design, that creates a fun silhouette, but makes an unpretentious statement. It has a fully upholstered seat with contoured details that offers comfort in the seat and back. Nathan pairs well with any small meeting table or desk and looks great as guest chairs.



4 LEG METAL BASE



BENTWOOD LEGS



5-STAR SWIVEL WITH CASTERS

ORDERING INFORMATION

To Order Please Specify:

- 1) Series Name
- 2) Model Number
- 3) Quantity
- 4) Fabric Grade & Number
- 5) Base Finish
- 6) Optional Items

SOFT SEATING	WEIGHT LIMIT
1 Seat	500 lbs.

STANDARD BASE FINISHES

- 4 Leg Metal Base:** Polished Chrome
- 5-Star Swivel on Casters:** Polished Chrome Only
- Bentwood Legs:** Standard Wood Stain

OPTIONAL BASE FINISHES

- 4 Leg Metal Base:** Standard Powder Coat

GENERAL SPECIFICATIONS

Upholstery / Foam

Cold injected urethane molded foam with inner steel welded frame.

Graded-In & COM Fabric Testing

Due to the complexity of the upholstery process, please submit your Graded-in/COM for testing. A 10"x10" sample is required. **ALL FABRIC MUST BE PRE APPROVED.** Please see Approved Fabrics link under product webpage images.

Base Details

4-Leg Base: Frames are fully welded 14-gauge, 7/8" " diameter tubular steel with adjustable steel glides.

5-Star Swivel on Casters: 360° swivel, polished aluminum construction with adjustable seat height with 2" Black Casters.

Bentwood Legs: 1-7/8" Beech wood that tapers down to 1-5/8", with felt pad.

OPTIONS

- CODE: FR - CAL 133 (TB 133) Fire Retardant
- CODE: MB - Moisture Barrier (up to 60" overall width)
- CODE: SF - Powder Coat Finish
- CODE: BFC - Black Hard Floor & Carpet Casters

DIMENSIONS	4-Leg Metal Base	Bentwood Legs	5-Star Swivel Base
Seat Height:	17"	17.25"	16.5"-18.5"
Seat Width:	18.75"	18.75"	18.75"
Seat Depth:	17.25"	17.25"	17.25"
Overall Height:	32.25"	34"	32.75"-34.75"
Overall Width:	18.75"	19"	24.5"
Overall Depth:	25"	24"	24.5"
Qty./Wt.:	1 ea./25 lbs.	1 ea./33 lbs.	1 ea./24.5 lbs.



4 LEG



5-STAR SWIVEL WITH CASTERS

MODEL / DESCRIPTION / LIST PRICING



8781 4 Leg

COM Yardage: 1.75 Yds.

COM	GR1	GR2	GR3	GR4	GR5	GR6	GR7	GR8	GR9	GR10	LEA
\$974	\$1051	\$1129	\$1206	\$1288	\$1372	\$1454	\$1538	\$1620	\$1704	\$1787	\$2042



8783 Bentwood Legs

COM Yardage: 1.75 Yds.

COM	GR1	GR2	GR3	GR4	GR5	GR6	GR7	GR8	GR9	GR10	LEA
\$1368	\$1445	\$1522	\$1599	\$1683	\$1765	\$1849	\$1931	\$2015	\$2097	\$2181	\$2436



8785 5-Star Swivel Base with Casters in Polished Chrome Only

COM Yardage: 1.75 Yds.

COM	GR1	GR2	GR3	GR4	GR5	GR6	GR7	GR8	GR9	GR10	LEA
\$1087	\$1164	\$1241	\$1319	\$1401	\$1485	\$1567	\$1651	\$1733	\$1817	\$1900	\$2155

OPTIONS

Add upcharge to list price and code to model number

FR	CAL 133 (TB 133) Fire Retardant per yard	\$118	/yd.
MB	Moisture Barrier (up to 60" overall width)	\$164	ea.

SF	Powder Coat Finish	\$63	
BFC	Black Hard Floor & Carpet Casters	\$44	per chair

NEWPORT

Newport Modular Available in 4 widths 36", 48", 60" and 72"

The Newport Series offers the utmost in seating comfort. Seats and backs can be upholstered with matching fabrics, or choose a two tone or vinyl and fabric combination to match any color scheme. Frame available in choice of powder coat finish colors.



NEWPORT STRAIGHT 48" LOUNGE



NEWPORT BACK-TO-BACK 72" LOUNGE

ORDERING INFORMATION

- | | |
|----------------------------|----------------------------------|
| 1) Series Name | 6) Panel Laminate/Edge Selection |
| 2) Model Number | 7) Floor Mount |
| 3) Quantity | 8) Electrical |
| 4) Fabric Grade and Number | 9) Optional Items |
| 5) Color Finish For Legs | |

SOFT SEATING	WEIGHT LIMIT
1 Seat	500 lbs.
2 Seat	1000 lbs.
3 Seat	1500 lbs.

STANDARD BASE FINISHES

Sled Base: Standard Powder Coat

GENERAL SPECIFICATIONS

Frame Construction

Frame assembly is constructed of multi-ply hardwood, with tongue and groove construction integrated with a fully welded 14-gauge square tubular steel inner frame. No sag-springs are installed in the back along with interlocking helicoil springs to prevent sagging and provide additional lower back support.

Upholstery / Foam

Seat and back are covered in choice of fabric, vinyl, crypton, leather or COM. ERG uses only water based glues and adhesives in our upholstery process. All foam is fully bonded to frame. Seat cushions are 4" graded high resiliency (H.R.) block foam with back 2" (H.R.) foam, covered entirely with special bonded polyester fiber to protect final upholstery.

Frame Details

Sled Base: Rectangular legs are constructed of fully-welded 2" x 0.50" solid steel and solid steel crossbar.

Privacy Panel

Straight privacy panels are available in upholstery, laminate, veneer or acrylic. Curved privacy panels are available in upholstery or acrylic.

Note:


Please allow extra fabric for repeat design.

Note for Edge of privacy panels:

- Straight panels: available with 3MM PVC or laminate self edge. Select from any of our 3MM PVC edges in solid or wood tone, no custom colors available.
- Curved panels: will only able available with laminate self edge.
- Both straight and curved panels: when combining straights and curved, ONLY self edge is available.

OPTIONS

- CODE: FR - CAL 133 (TB 133) Fire Retardant
- CODE: MB -Moisture Barrier (up to 60" overall width)
- CODE: MB60 -Moisture Barrier (over 60" overall width)
- CODE: MBB -Moisture Barrier (up to 60" overall width Back-to-Back)
- CODE: MBB60 -Moisture Barrier (over 60" overall width Back-to-Back)
- CODE: 2FO - Two Fabric Option
- CODE: GD2 - Flat Ganging Device for Soft Seating
- CODE: NP36, NP48, NP60, NP72 - Laminate power panel (also available in Back to Back)



Note: Power unit is not included, sold separately; see accessories



Privacy Panels



Two Fabrics



Power / Data Panel

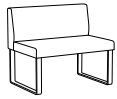
Note: Factory installed power/data available, see accessories online under the 'Products' tab.

DIMENSIONS	Straight Unit
Seat Depth:	18"
Seat Height:	18"
Overall Depth:	24"
Overall Width:	36, 48, 60, 72"
Overall Height:	31"
Qty./Wt.:	1 ea./89 lbs.



NEWPORT STRAIGHT 36" UNIT

MODEL / DESCRIPTION / LIST PRICING



4020 36" Straight Unit

COM Yardage: Total: 3 Yds. / Back: 1.5 Yds. / Seat: 1.5 Yds.

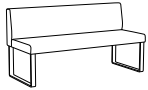
COM	GR1	GR2	GR3	GR4	GR5	GR6	GR7	GR8	GR9	GR10	LEA
\$3392	\$3630	\$3772	\$3924	\$4082	\$4244	\$4415	\$4590	\$4777	\$4965	\$5166	\$6105



4022 48" Straight Unit

COM Yardage: Total: 4 Yds. / Back: 2 Yds. / Seat: 2 Yds.

COM	GR1	GR2	GR3	GR4	GR5	GR6	GR7	GR8	GR9	GR10	LEA
\$3877	\$4147	\$4313	\$4486	\$4665	\$4853	\$5049	\$5248	\$5459	\$5676	\$5903	\$6975



4024 60" Straight Unit

COM Yardage: Total: 5 Yds. / Back: 2.5 Yds. / Seat: 2.5 Yds.

COM	GR1	GR2	GR3	GR4	GR5	GR6	GR7	GR8	GR9	GR10	LEA
\$4521	\$4839	\$5032	\$5231	\$5442	\$5660	\$5886	\$6121	\$6368	\$6623	\$6886	\$8139



4026 72" Straight Unit

COM Yardage: Total: 6 Yds. / Back: 3 Yds. / Seat: 3 Yds.

COM	GR1	GR2	GR3	GR4	GR5	GR6	GR7	GR8	GR9	GR10	LEA
\$5815	\$6221	\$6470	\$6729	\$6999	\$7278	\$7570	\$7872	\$8186	\$8515	\$8855	\$10466

OPTIONS

Add upcharge to list price and code to model number

FR	CAL 133 (TB 133) Fire Retardant per yard	\$118	/yd.
MB	Moisture Barrier (up to 60" overall width)	\$164	ea.
MB60	Moisture Barrier (over 60" overall width)	\$262	ea.
2FO	Two Fabric Option	\$131	
GD2	Flat Ganging Device for Soft Seating	\$107	per pair

NP36	Laminate power panel 36"	\$547	
NP48	Laminate power panel 48"	\$575	
NP60	Laminate power panel 60"	\$929	
NP72	Laminate power panel 72"	\$1092	

DIMENSIONS	Back to Back Unit
Seat Depth:	18"
Seat Height:	18"
Overall Depth:	48"
Overall Width:	36, 48, 60, 72"
Overall Height:	31"
Qty./Wt.:	1 ea./89 lbs.



NEWPORT STRAIGHT 60" BACK-TO-BACK UNIT
WITH OPTIONAL POWER/DATA UNIT

MODEL / DESCRIPTION / LIST PRICING



4020-BB 36" Straight Unit -Back-to-Back

COM Yardage: Total: 6 Yds. / Back: 3 Yds. / Seat: 3 Yds.

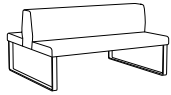
COM	GR1	GR2	GR3	GR4	GR5	GR6	GR7	GR8	GR9	GR10	LEA
\$6447	\$6895	\$7172	\$7457	\$7756	\$8067	\$8390	\$8725	\$9074	\$9438	\$9814	\$11602



4022-BB 48" Straight Unit Back-to-Back

COM Yardage: Total: 8 Yds. / Back: 4 Yds. / Seat: 4 Yds.

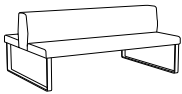
COM	GR1	GR2	GR3	GR4	GR5	GR6	GR7	GR8	GR9	GR10	LEA
\$7365	\$7881	\$8196	\$8522	\$8864	\$9221	\$9587	\$9969	\$10368	\$10784	\$11215	\$13255



4024-BB 60" Straight Unit - Back-to-Back

COM Yardage: Total: 10 Yds. / Back: 5 Yds. / Seat: 5 Yds.

COM	GR1	GR2	GR3	GR4	GR5	GR6	GR7	GR8	GR9	GR10	LEA
\$8593	\$9191	\$9562	\$9945	\$10341	\$10755	\$11184	\$11631	\$12099	\$12580	\$13083	\$15465



4026-BB 72" Straight Unit - Back-to-Back

COM Yardage: Total: 12 Yds. / Back: 6 Yds. / Seat: 6 Yds.

COM	GR1	GR2	GR3	GR4	GR5	GR6	GR7	GR8	GR9	GR10	LEA
\$11047	\$11819	\$12292	\$12785	\$13294	\$13828	\$14378	\$14956	\$15553	\$16176	\$16823	\$19882

Note: To order Back to Back banquettes with privacy panel, the order will consist of two single straight units and privacy panel. The overall depth of these combined units with panel is 49".

OPTIONS

Add upcharge to list price and code to model number

FR	CAL 133 (TB 133) Fire Retardant per yard	\$118	/yd.
MBB	Moisture Barrier - up to 60" width (Back-to-Back)	\$327	ea.
MBB60	Moisture Barrier - over 60" width (Back-to-Back)	\$522	ea.
2FO	Two Fabric Option	\$131	
GD2	Flat Ganging Device for Soft Seating	\$107	per pair

NP36	Laminate power panel 36" Back-to-Back	\$1041	
NP48	Laminate power panel 48" Back-to-Back	\$1092	
NP60	Laminate power panel 60" Back-to-Back	\$1766	
NP72	Laminate power panel 72" Back-to-Back	\$2072	

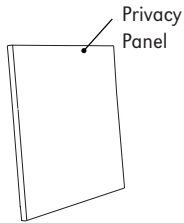
PRIVACY PANELS ONLY

DIMENSIONS	36" Panel	48" Panel	60" Panel	72" Panel
Panel Depth:	1"	1"	1"	1"
Panel Width:	36"	48"	60"	72"
Overall Height:	42"	42"	42"	42"



NEWPORT BANQUETTE SHOWN WITH
OPTIONAL PRIVACY PANEL AND POWER/DATA

MODEL / DESCRIPTION / LIST PRICING



359P 36" Wide Privacy Panel COM Yardage: Total: 2.5 Yds. (Please allow extra fabric for repeat design.)

COM	GR1	GR2	GR3	GR4	GR5	GR6	GR7	GR8	GR9	GR10	LEA
\$962	\$1027	\$1069	\$1111	\$1156	\$1203	\$1251	\$1301	\$1354	\$1407	\$1463	\$1728

361P 48" Wide Privacy Panel COM Yardage: Total: 3 Yds. (Please allow extra fabric for repeat design.)

COM	GR1	GR2	GR3	GR4	GR5	GR6	GR7	GR8	GR9	GR10	LEA
\$1281	\$1372	\$1425	\$1483	\$1542	\$1603	\$1668	\$1733	\$1801	\$1875	\$1950	\$2306

363P 60" Wide Privacy Panel COM Yardage: Total: 4 Yds. (Please allow extra fabric for repeat design.)

COM	GR1	GR2	GR3	GR4	GR5	GR6	GR7	GR8	GR9	GR10	LEA
\$1689	\$1810	\$1880	\$1955	\$2032	\$2116	\$2199	\$2287	\$2379	\$2474	\$2574	\$3041

364P 72" Wide Privacy Panel COM Yardage: Total: 5 Yds. (Please allow extra fabric for repeat design.)

COM	GR1	GR2	GR3	GR4	GR5	GR6	GR7	GR8	GR9	GR10	LEA
\$2249	\$2407	\$2503	\$2605	\$2709	\$2816	\$2929	\$3046	\$3169	\$3294	\$3424	\$4049

Note: For acrylic or other panel materials, please call for a quote

Note for Edge of privacy panels:

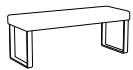
- Straight panels: available with 3MM PVC or laminate self edge. Select from any of our 3MM PVC edges in solid or wood tone, no custom colors available.
- Curved panels: will only able available with laminate self edge.
- Both straight and curved panels: when combining straights and curved, ONLY self edge is available.

DIMENSIONS	Two Seat	Three Seat	Four Seat
Seat Height:	18"	18"	18"
Overall Width:	48"	60"	72"
Overall Depth:	18"	18"	18"
Qty./Wt.:	1 ea./70 lbs.	1 ea./110 lbs.	1 ea./130 lbs.



TWO SEAT BENCH

MODEL / DESCRIPTION / LIST PRICING



4021 Two Seat Bench 48"

COM Yardage: 2 Yds.

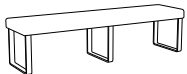
COM	GR1	GR2	GR3	GR4	GR5	GR6	GR7	GR8	GR9	GR10	LEA
\$2626	\$2813	\$2922	\$3040	\$3163	\$3288	\$3419	\$3558	\$3696	\$3847	\$4001	\$4725



4023 Three Seat Bench 60"

COM Yardage: 2.5 Yds.

COM	GR1	GR2	GR3	GR4	GR5	GR6	GR7	GR8	GR9	GR10	LEA
\$3284	\$3513	\$3652	\$3801	\$3949	\$4110	\$4275	\$4444	\$4623	\$4807	\$5001	\$5911



4025 Four Seat Bench 72"

COM Yardage: 3 Yds.

COM	GR1	GR2	GR3	GR4	GR5	GR6	GR7	GR8	GR9	GR10	LEA
\$4126	\$4415	\$4590	\$4774	\$4964	\$5165	\$5370	\$5584	\$5808	\$6038	\$6283	\$7426

OPTIONS

Add upcharge to list price and code to model number

FR	CAL 133 (TB 133) Fire Retardant - per yd.	\$118	/yd.
MB	Moisture Barrier (up to 60" overall width)	\$164	ea.
MB60	Moisture Barrier (over 60" overall width)	\$262	ea.

GD2	Flat Ganging Device for Soft Seating	\$107	per pair
SBH	Special Height - per unit	\$386	

NIKKI

The Nikki collection has a modern bench look that includes modular units, lounge seats, ottomans and tables. With the fully rounded sides it offers, it evokes a feeling of comfort that invites a sit down and with its low back design, creates an open space. This collection includes a standard clean out option on backs and sides, making it an ideal choice for healthcare, corporate and educational environments in lobbies and collaborative spaces.



30" STRAIGHT UNIT



RIGHT/LEFT CORNER UNIT
SHOWN WITH RIGHT ARM



60" W BACKLESS
STRAIGHT UNIT



BACKLESS BOOMERANG



66" W THREE SEAT LOUNGE



TWO SEAT STRAIGHT BENCH



3 POINT OTTOMAN



30" SQUARE
OCCASIONAL TABLE

ORDERING INFORMATION

To Order Please Specify:

- 1) Series Name
- 2) Model Number
- 3) Quantity
- 4) Fabric Grade & Number
- 5) Base Finish
- 6) Optional Items

SOFT SEATING	WEIGHT LIMIT
1 Seat	500 lbs.
2 Seat	1000 lbs.
3 Seat	1500 lbs.

STANDARD BASE FINISHES

Metal Legs: Standard Powder Coat



CLEANOUT: 3/4" GAP

GENERAL SPECIFICATIONS

Upholstery / Foam

2" thick high resiliency foam

Graded-In & COM Fabric Testing

Due to the complexity of the upholstery process, please submit your Graded-in/COM for testing. A 10"x10" sample is required. **ALL FABRIC MUST BE PRE APPROVED.** Please see Approved Fabrics link under product webpage images.

Base Details

Metal Legs: Frames are fully welded in solid steel with the top of leg at 1-1/2 inch and tapers down to .81" inch.

Glide

Adjustable glides with swivel

Cleanout

3/4" gap

OPTIONS

- CODE: FR - CAL 133 (TB 133) Fire Retardant
- CODE: MB - Moisture Barrier (up to 60" overall width)
- CODE: MB60 - Moisture Barrier (over 60" overall width)
- CODE: GD2 - Flat Ganging Device for Soft Seating
- CODE: 2FO - Two Fabric Option

DIMENSIONS	30" Straight Unit	44" Straight Unit	66" Straight Unit
Seat Height:	18"	18"	18"
Seat Width:	30"	44"	66"
Seat Depth:	18.5"	18.5"	18.5"
Overall Height:	30.5"	30.5"	30.5"
Overall Width:	30"	44"	66"
Overall Depth:	24.5"	24.5"	24.5"
Qty./Wt.:	1 ea./51 lbs.	1 ea./75 lbs.	1 ea./116 lbs.



66" STRAIGHT UNIT

MODEL / DESCRIPTION / LIST PRICING



8000 30" Straight Unit

COM Yardage: Total 4 Yds. / Back: 2 Yds. / Seat: 2 Yds.

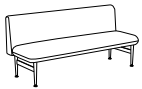
COM	GR1	GR2	GR3	GR4	GR5	GR6	GR7	GR8	GR9	GR10	LEA
\$2380	\$2691	\$2804	\$2903	\$3004	\$3139	\$3339	\$3527	\$3712	\$3900	\$4125	\$4267



8002 44" Straight Unit

COM Yardage: Total 5 Yds. / Back: 2.5 Yds. / Seat: 2.5 Yds.

COM	GR1	GR2	GR3	GR4	GR5	GR6	GR7	GR8	GR9	GR10	LEA
\$3339	\$3687	\$3837	\$3987	\$4174	\$4336	\$4485	\$4634	\$4784	\$4983	\$5221	\$5363



8004 66" Straight Unit

COM Yardage: Total 8 Yds. / Back: 4 Yds. / Seat: 4 Yds.

COM	GR1	GR2	GR3	GR4	GR5	GR6	GR7	GR8	GR9	GR10	LEA
\$4318	\$4679	\$4854	\$5109	\$5371	\$5645	\$5919	\$6155	\$6305	\$6529	\$6754	\$6898

OPTIONS

Add upcharge to list price and code to model number

FR	CAL 133 (TB 133) Fire Retardant per yard	\$118	/yd.
MB	Moisture Barrier (up to 60" overall width)	\$164	ea.
MB60	Moisture Barrier (over 60" overall width)	\$262	ea.

GD2	Flat Ganging Device for Soft Seating	\$107	per pair
2FO	Two Fabric Option	\$131	

DIMENSIONS	Left Arm Corner Unit	Right Arm Corner Unit
Seat Height:	18"	18"
Seat Width:	49"	49"
Seat Depth:	18.5"	18.5"
Overall Height:	30.5"	30.5"
Overall Width:	56"	56"
Overall Depth:	24.5"	24.5"
Qty./Wt.:	1 ea./81 lbs.	1 ea./81 lbs.



LEFT ARM CORNER UNIT


MODEL / DESCRIPTION / LIST PRICING



8005 Left Arm Corner Unit

COM Yardage: Total 7.5 Yds. / Back: 3Yds. / Seat: 2.5 Yds. / Arms: 2 Yds.

COM	GR1	GR2	GR3	GR4	GR5	GR6	GR7	GR8	GR9	GR10	LEA
\$4278	\$4670	\$4844	\$5119	\$5392	\$5667	\$5940	\$6178	\$6328	\$6552	\$6777	\$6920



8007 Right Arm Corner Unit

COM Yardage: Total 7 Yds. / Back: 2.5 Yds. / Seat: 2.5 Yds. / Arms: 2 Yds.

COM	GR1	GR2	GR3	GR4	GR5	GR6	GR7	GR8	GR9	GR10	LEA
\$4278	\$4670	\$4844	\$5119	\$5392	\$5667	\$5940	\$6178	\$6328	\$6552	\$6777	\$6920

OPTIONS

Add upcharge to list price and code to model number

FR	CAL 133 (TB 133) Fire Retardant per yard	\$118	/yd.
MB	Moisture Barrier (up to 60" overall width)	\$164	ea.

GD2	Flat Ganging Device for Soft Seating	\$107	per pair
2FO	Two Fabric Option	\$131	

DIMENSIONS	30" W Backless Straight Unit	60" W Backless Straight Unit
Overall Height:	18"	18"
Overall Width:	30"	60"
Overall Depth:	24.5"	24.5"
Qty./Wt.:	1 ea./45 lbs.	1 ea./70 lbs.



30" W BACKLESS STRAIGHT UNIT

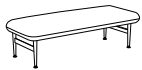
MODEL / DESCRIPTION / LIST PRICING



8008 30" W Backless Straight Unit

COM Yardage: Total 2 Yds.

COM	GR1	GR2	GR3	GR4	GR5	GR6	GR7	GR8	GR9	GR10	LEA
\$1968	\$2068	\$2131	\$2192	\$2255	\$2318	\$2380	\$2454	\$2517	\$2580	\$2666	\$2809



8009 60" W Backless Straight Unit

COM Yardage: Total 4 Yds.

COM	GR1	GR2	GR3	GR4	GR5	GR6	GR7	GR8	GR9	GR10	LEA
\$2472	\$2605	\$2679	\$2754	\$2828	\$2891	\$2953	\$3028	\$3089	\$3153	\$3240	\$3383

OPTIONS

Add upcharge to list price and code to model number

FR	CAL 133 (TB 133) Fire Retardant per yard	\$118	/yd.
MB	Moisture Barrier (up to 60" overall width)	\$164	ea.

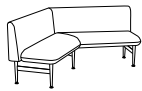
GD2	Flat Ganging Device for Soft Seating	\$107	per pair
-----	--------------------------------------	-------	----------

DIMENSIONS	Boomerang with Back	Boomerang Backless
Seat Height:	18"	18"
Seat Depth	18.5"	24.5"
Overall Height:	30.5"	18"
Overall Width:	72"	72"
Overall Depth:	53"	53"
Qty./Wt.:	1 ea./112 lbs.	1 ea./96 lbs.



BOOMERANG WITH BACK

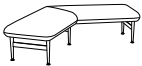
MODEL / DESCRIPTION / LIST PRICING



8021 Boomerang with Back

COM Yardage: Total 11 Yds. / Back: 6 Yds. / Seat: 5 Yds.

COM	GR1	GR2	GR3	GR4	GR5	GR6	GR7	GR8	GR9	GR10	LEA
\$4548	\$4939	\$5088	\$5251	\$5413	\$5575	\$5774	\$5974	\$6186	\$6409	\$6634	\$6778



8023 Boomerang Backless

COM Yardage: Total 5 Yds.

COM	GR1	GR2	GR3	GR4	GR5	GR6	GR7	GR8	GR9	GR10	LEA
\$3722	\$3921	\$4034	\$4158	\$4289	\$4419	\$4545	\$4669	\$4782	\$4893	\$5006	\$5149

OPTIONS

Add upcharge to list price and code to model number

FR	CAL 133 (TB 133) Fire Retardant per yard	\$118	/yd.
MB60	Moisture Barrier (over 60" overall width)	\$262	ea.

GD2	Flat Ganging Device for Soft Seating	\$107	per pair
2FO	Two Fabric Option	\$131	

DIMENSIONS	26" W Single Seat Lounge	30" W Single Seat Lounge	44" W Two Seat Lounge	66" W Three Seat Lounge
Seat Height:	18"	18"	18"	18"
Seat Width:	26"	30"	44"	66"
Seat Depth:	18.5"	18.5"	18.5"	18.5"
Overall Height:	30.5"	30.5"	30.5"	30.5"
Overall Width:	38"	42"	56"	78"
Overall Depth:	24.5"	24.5"	24.5"	24.5"
Qty./Wt.:	1 ea./53 lbs.	1 ea./61 lbs.	1 ea./90 lbs.	1 ea./134 lbs.



30"W SINGLE SEAT LOUNGE

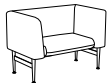
MODEL / DESCRIPTION / LIST PRICING



8011 26" W Single Seat Lounge

COM Yardage: Total 8 Yds. / Back: 2 Yds. / Seat: 2 Yds. / Arms: 4 Yds.


COM	GR1	GR2	GR3	GR4	GR5	GR6	GR7	GR8	GR9	GR10	LEA
\$3103	\$3451	\$3626	\$3813	\$4000	\$4186	\$4373	\$4560	\$4709	\$4859	\$5033	\$5177



8013 30" W Single Seat Lounge

COM Yardage: Total 9 Yds. / Back: 2.5 Yds. / Seat: 2.5 Yds. / Arms: 4 Yds.

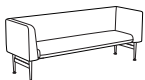
COM	GR1	GR2	GR3	GR4	GR5	GR6	GR7	GR8	GR9	GR10	LEA
\$3463	\$3813	\$3987	\$4186	\$4386	\$4584	\$4784	\$4983	\$5182	\$5345	\$5506	\$5650



8015 44" W Two Seat Lounge

COM Yardage: Total 10 Yds. / Back: 3 Yds. / Seat: 3 Yds. / Arms: 4 Yds.

COM	GR1	GR2	GR3	GR4	GR5	GR6	GR7	GR8	GR9	GR10	LEA
\$3912	\$4292	\$4466	\$4715	\$4989	\$5264	\$5537	\$5774	\$5925	\$6148	\$6373	\$6517



8017 66" W Three Seat Lounge

COM Yardage: Total 12 Yds. / Back: 4 Yds. / Seat: 4 Yds. / Arms: 4 Yds.

COM	GR1	GR2	GR3	GR4	GR5	GR6	GR7	GR8	GR9	GR10	LEA
\$4677	\$5069	\$5243	\$5518	\$5791	\$6066	\$6339	\$6577	\$6726	\$6951	\$7174	\$7318

OPTIONS

Add upcharge to list price and code to model number

FR	CAL 133 (TB 133) Fire Retardant per yard	\$118	/yd.
MB	Moisture Barrier (up to 60" overall width)	\$164	ea.
MB60	Moisture Barrier (over 60" overall width)	\$262	ea.

GD2	Flat Ganging Device for Soft Seating	\$107	per pair
2FO	Two Fabric Option	\$131	

DIMENSIONS	Two Seat Straight Bench	Three Seat Straight Bench
Overall Height:	18"	18"
Overall Width:	60"	72"
Overall Depth:	19"	19"
Qty./Wt.:	1 ea./44 lbs.	1 ea./53 lbs.



THREE SEAT STRAIGHT BENCH

MODEL / DESCRIPTION / LIST PRICING



8018 Two Seat Straight Bench

COM Yardage: Total 3.5 Yds.

COM	GR1	GR2	GR3	GR4	GR5	GR6	GR7	GR8	GR9	GR10	LEA
\$2915	\$3202	\$3289	\$3376	\$3463	\$3552	\$3637	\$3726	\$3813	\$3912	\$4050	\$4192



8020 Three Seat Straight Bench

COM Yardage: Total 4 Yds.

COM	GR1	GR2	GR3	GR4	GR5	GR6	GR7	GR8	GR9	GR10	LEA
\$3477	\$3800	\$3900	\$4000	\$4111	\$4224	\$4311	\$4398	\$4485	\$4584	\$4722	\$4865

OPTIONS

Add upcharge to list price and code to model number

FR	CAL 133 (TB 133) Fire Retardant per yard	\$118	/yd.
MB	Moisture Barrier (up to 60" overall width)	\$164	ea.

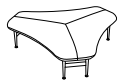
MB60	Moisture Barrier (over 60" overall width)	\$262	ea.
GD2	Flat Ganging Device for Soft Seating	\$107	per pair

DIMENSIONS	3 Point	Soft Triangle
Overall Height:	18"	18"
Overall Width:	65.5"	53"
Overall Depth:	58"	50.5"
Qty./Wt.:	1 ea./60 lbs.	1 ea./61 lbs.



SOFT TRIANGLE OTTOMAN

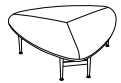
MODEL / DESCRIPTION / LIST PRICING



8024 3 Point

COM Yardage: Total 4.5 Yds.

COM	GR1	GR2	GR3	GR4	GR5	GR6	GR7	GR8	GR9	GR10	LEA
\$4954	\$5190	\$5464	\$5738	\$6012	\$6286	\$6560	\$6797	\$6947	\$7171	\$7396	\$7539



8026 Soft Triangle

COM Yardage: Total 4 Yds.

COM	GR1	GR2	GR3	GR4	GR5	GR6	GR7	GR8	GR9	GR10	LEA
\$4415	\$4640	\$4864	\$5087	\$5312	\$5536	\$5761	\$5998	\$6197	\$6397	\$6546	\$6688

OPTIONS

Add upcharge to list price and code to model number

FR	CAL 133 (TB 133) Fire Retardant per yard	\$118	/yd.
MB	Moisture Barrier (up to 60" overall width)	\$164	ea.

MB60	Moisture Barrier (over 60" overall width)	\$262	ea.
------	---	-------	-----

DIMENSIONS	Square	Rectangle
Overall Height:	16.25"	16.25"
Overall Width:	30"	60"
Overall Depth:	24.5"	24.5"
Qty./Wt.:	1 ea./47 lbs.	1 ea./72 lbs.

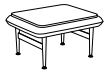


60" RECTANGLE OCCASIONAL TABLE

Laminate Top Note:

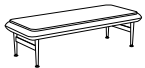
- Tops are 3/4" laminate
- Std with 6F multi-exposed core

MODEL / DESCRIPTION / LIST PRICING



8027 30" Square Occasional Table (Also Available as an Online Table) COM Yardage: 2 Yds.

COM	GR1	GR2	GR3	GR4	GR5	GR6	GR7	GR8	GR9	GR10	LEA
\$2605	\$2704	\$2766	\$2828	\$2891	\$2953	\$3015	\$3089	\$3153	\$3214	\$3302	\$3444



8029 60" Rectangle Occasional Table COM Yardage: 3.5 Yds.

COM	GR1	GR2	GR3	GR4	GR5	GR6	GR7	GR8	GR9	GR10	LEA
\$3246	\$3378	\$3453	\$3528	\$3602	\$3663	\$3727	\$3801	\$3863	\$3926	\$4013	\$4156

OPTIONS

Add upcharge to list price and code to model number

FR	CAL 133 (TB 133) Fire Retardant per yard	\$118	/yd.
----	--	-------	------

MB	Moisture Barrier (up to 60" overall width)	\$164	ea.
----	--	-------	-----

OJAI

The Ojai collection is a substantial look for the healthcare space, featuring a modular platform design. The seating is a versatile collection of lounge chairs, modular seats, benches with online tables and occasional tables. Creates beautiful lobbies and waiting areas while offering comfort for a more longer sit.



LOUNGE WITH OPTIONAL ARM CAPS



ONE SEAT LOUNGE WITH LEFT HAND ARM AND ONLINE TABLE



TWO-SEAT BENCH



OCCASIONAL TABLE

ORDERING INFORMATION

To Order Please Specify:

- 1) Series Name
- 2) Model Number
- 3) Quantity
- 4) Base Frame Wood Stain Finish Color
- 5) Table Top: Laminate or Veneer Selection
- 6) Fabric Grade & Number
- 7) Optional Items

SOFT SEATING	WEIGHT LIMIT
1 Seat	500 lbs.
2 Seat	1000 lbs.
3 Seat	1500 lbs.

STANDARD BASE FINISH

Wood Base: Standard Wood Stain



GENERAL SPECIFICATIONS

Upholstery / Foam

Seat and back are covered in choice of fabric, vinyl, crypton, leather or COM. ERG uses only water based glues and adhesives in our upholstery process. Contrasting fabrics are available. All foam is fully bonded to frame. Seat cushions are 4" graded high resiliency (H.R.) block foam, covered entirely with special bonded polyester fiber to protect final upholstery.

Frame Construction

Frame assembly is constructed of multi-ply hardwood, with tongue and groove construction. No sag-springs are installed in seat & back along with interlocking helicoil springs to prevent sagging and provide additional lower back and seat support.

Platform

Wooden platform is solid maple that is finished in transparent wood stain colors. All stains, sealers and lacquers used by ERG are water based and 100% environmentally friendly.

Online Table

The online table, with or without the optional inset storage shelf and magazine rack, will be finished on all sides in laminate or optional veneer to coordinate with your choice of standard stain colors for the wood platform base. Note: On-Line Tables receiving stain will color match the wood frame unless specified otherwise.

Power / Data

Units are available with power/data receptacles, please consult with your network administrator and ERG Customer Service.

OPTIONS

- CODE: IMS - Inset Magazine and Storage Shelf
- CODE: FR - CAL 133 (TB 133) Fire Retardant
- CODE: MB - Moisture Barrier (up to 60" overall width)
- CODE: MB60 - Moisture Barrier (over 60" overall width)
- CODE: 2FO - Two Fabric Option
- CODE: 3FO - Three Fabric Option
- CODE: PAC - Polyurethane Arm Caps
- CODE: WAC - Wood Arm Caps
- CODE: UFI - Upholstered Front, On-line Table
- CODE: LTI - On-Line Table Full Veneer (sides & top)
- CODE: GD4 - U Bracket Ganging Device
- CODE: TAB(-) - Non-Removable Swivel Tablet
(laminated shape A, B or C left or right arm)
- CODE: TABR1(-) - Removable Swivel Tablet
(laminated shape A, B or C specify left or right arm)
- CODE: TABR2(-) - Removable Swivel Tablet
(laminated shape A, B or C with opening for tablet on both arms)
- CODE: LAM5 - Non-standard laminate for 5 or less tablets
see options for upcharge
- CODE: SST - Solid Surface Tablet Arm (add to Tablet option)
- CODE: SS5 - Non-standard Solid Surface top for 5 or less tablets
- CODE: CO - Clean Out (overall width up to 60")
- CODE: CO1 - Clean Out (overall width over 60")

Note: Factory installed power/data available, see accessories online under the 'Products' tab



TABLET RECEPTACLE



SWIVEL TABLET ARM



WOOD ARM CAP



POWER / DATA



STORAGE SHELF



INSET MAGAZINE
RACK



UPHOLSTERED TABLE



CLEAN OUT



BLACK
POLYURETHANE
ARM CAP



CHARCOAL
POLYURETHANE
ARM CAP

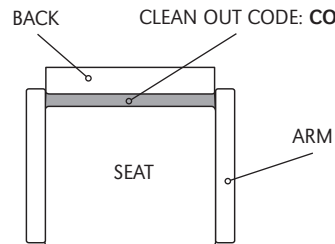


Diagram Specifies A Clean Out
Use **CO** for overall widths up to 60"
and **CO1** for overall widths over 60"

DIMENSIONS	Arm Chair	Bariatric Chair	One Seat w/ On-Line Table	Ottoman
Seat Width:	22"	26"	22"	18"
Seat Depth:	20"	20"	20"	18"
Seat Height:	18"	18"	18"	18"
Table Height:	-	-	16"	-
Arm Height:	25.5"	25.5"	25.5"	-
Back Height:	32.5"	32.5"	32.5"	-
Overall Width:	28"	32"	50"	18"
Overall Depth:	27"	27"	27"	18"
Qty./Wt.:	1 ea./75 lbs.	1 ea./95 lbs.	1 ea./110 lbs.	1 ea./25 lbs.



BARIATRIC CHAIR

NOTE: Left or Right Arm is determined when seated on product.
Arms are factory installed.

MODEL / DESCRIPTION / LIST PRICING

	3011 Arm Chair	COM Yardage: 5.75 Yds. / Back: 2 Yds / Seat: 1.25 Yds / Arms: 2.5 Yds										
	COM	GR1	GR2	GR3	GR4	GR5	GR6	GR7	GR8	GR9	GR10	LEA
	\$2793	\$2985	\$3106	\$3231	\$3362	\$3494	\$3635	\$3780	\$3930	\$4087	\$4252	\$5025
	3089 Bariatric Chair	COM Yardage: 6 Yds. / Back: 2 Yds / Seat: 1.5 Yds / Arms: 2.5 Yds										
	COM	GR1	GR2	GR3	GR4	GR5	GR6	GR7	GR8	GR9	GR10	LEA
	\$2985	\$3197	\$3322	\$3458	\$3596	\$3738	\$3887	\$4042	\$4205	\$4373	\$4547	\$5375
	3090 One-Seat Lounge w/ Left Hand Arm and On-Line Table	COM Yardage: 4.75 Yds. / Back: 2 Yds / Seat: 1.25 Yds / Arms: 1.5 Yds										
	COM	GR1	GR2	GR3	GR4	GR5	GR6	GR7	GR8	GR9	GR10	LEA
	\$4188	\$4480	\$4661	\$4848	\$5042	\$5242	\$5451	\$5670	\$5897	\$6131	\$6380	\$7540
	3091 One-Seat Lounge w/ Right Hand Arm and On-Line Table	COM Yardage: 4.75 Yds. Back: 2 Yds / Seat: 1.25 Yds / Arms: 1.5 Yds										
	COM	GR1	GR2	GR3	GR4	GR5	GR6	GR7	GR8	GR9	GR10	LEA
	\$4188	\$4480	\$4661	\$4848	\$5042	\$5242	\$5451	\$5670	\$5897	\$6131	\$6380	\$7540
	3088 Ottoman	COM Yardage: 1.5 Yds. / Seat: 1.5 Yds										
	COM	GR1	GR2	GR3	GR4	GR5	GR6	GR7	GR8	GR9	GR10	LEA
	\$1790	\$1914	\$1990	\$2070	\$2152	\$2240	\$2328	\$2423	\$2519	\$2619	\$2724	\$3222

TABLET SHAPES

Three Tablet Shapes::

Choose from the three shapes shown and specify; A, B or C and left or right (outside tablet) when ordering.

Example: TABF-(A) Left - this would be a fixed shape A tablet on the left side (when seated).

Laminate Top:

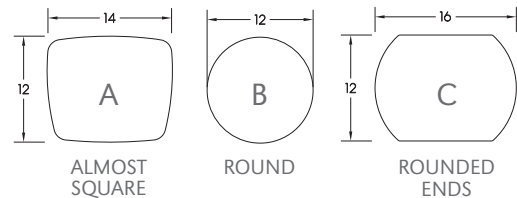
Tablet orders of 5 or less have 4 standard laminate colors:

- Wilsonart Black 1595-60
- Wilsonart Montana Walnut 7110K-78
- Formica Brite White 459-58
- Nevamar Silver Alu Metalx MXT003

Solid Surface Top:

Tablet orders of 5 or less have 4 standard Corian colors:

- Bone
- Canyon
- Glacier White
- Silver Grey



OPTIONS

Add upcharge to list price and code to model number


FR	CAL 133 (TB 133) Fire Retardant per yard	\$118	/yd.	GD4	U Bracket Ganging Device	\$246	per pair
MB	Moisture Barrier (up to 60" overall width)	\$164	ea.	TAB(-)	Swivel Tablet (specify A, B or C, left or right arm)	\$653	ea. tablet
MB60	Moisture Barrier (over 60" overall width)	\$262	ea.	TABR1(-)	Removable Tablet (specify A, B or C, left or right arm)	\$756	ea. tablet
2FO	Two Fabric Option	\$131		TABR2(-)	Removable Tablet (specify A, B or C both arm openings)	\$893	ea. tablet
3FO	Three Fabric Option	\$199		LAM5	Non-standard laminate (5 tablets or less)	\$554	ea. tablet
WAC	Wood Arm Cap	\$116	ea.	SST	Solid Surface Tablet Arm - add to tablet option	\$271	ea. tablet
PAC	Poly Arm Cap - Standard Black/Charcoal	\$89	ea.	SS5	Non-standard Solid Surface (5 tablets or less)	Call For Quote	
IMS	Inset Magazine and Storage Shelf	\$628		CO	Clean Out (overall width up to 60")	\$327	
UFI	Upholstered Front - On-Line Table	\$124		CO1	Clean Out (overall width over 60")	\$503	
LTI	On-Line Table Full Veneer (sides & top)	\$327					

DIMENSIONS	2 Seat w/ Outside Arms	2 Seat w/ Single Arm	2 Seat w/ Online Table
Seat Width:	22"	22"	22"
Seat Depth:	20"	20"	20"
Seat Height:	18"	18"	18"
Table Height:	-	-	16"
Arm Height:	25.5"	25.5"	25.5"
Back Height:	32.5"	32.5"	32.5"
Overall Width:	50"	47"	72"
Overall Depth:	27"	27"	27"
Qty./Wt.:	1 ea./110 lbs.	1 ea./110 lbs.	1 ea./135 lbs.



TWO SEAT LOUNGE WITH OUTSIDE ARMS


MODEL / DESCRIPTION / LIST PRICING



3012 Two Seat Lounge with Outside Arms

COM Yardage: 9 Yds. / Back: 4 Yds / Seat: 2.5 Yds / Arms: 2.5 Yds


COM	GR1	GR2	GR3	GR4	GR5	GR6	GR7	GR8	GR9	GR10	LEA
\$4245	\$4541	\$4723	\$4913	\$5110	\$5311	\$5526	\$5746	\$5979	\$6215	\$6464	\$7640



3096 Two Seat Lounge with Left Hand Arm

COM Yardage: 8 Yds. / Back: 4 Yds / Seat: 2.5 Yds / Arms: 1.5 Yds

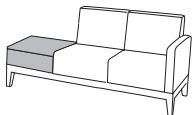
COM	GR1	GR2	GR3	GR4	GR5	GR6	GR7	GR8	GR9	GR10	LEA
\$4139	\$4430	\$4607	\$4790	\$4981	\$5182	\$5389	\$5605	\$5827	\$6059	\$6304	\$7450



3097 Two Seat Lounge with Right Hand Arm

COM Yardage: 8 Yds. / Back: 4 Yds / Seat: 2.5 Yds / Arms: 1.5 Yds

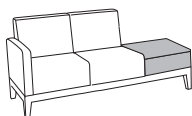
COM	GR1	GR2	GR3	GR4	GR5	GR6	GR7	GR8	GR9	GR10	LEA
\$4139	\$4430	\$4607	\$4790	\$4981	\$5182	\$5389	\$5605	\$5827	\$6059	\$6304	\$7450



3092 Two Seat Lounge w/ Left Hand Arm and On-Line Table

COM Yardage: 8 Yds. / Back: 4 Yds / Seat: 2.5 Yds / Arms: 1.5 Yds

COM	GR1	GR2	GR3	GR4	GR5	GR6	GR7	GR8	GR9	GR10	LEA
\$5607	\$5999	\$6240	\$6488	\$6748	\$7018	\$7298	\$7590	\$7894	\$8211	\$8538	\$10090



3093 Two Seat Lounge w/ Right Hand Arm and On-Line Table

COM Yardage: 8 Yds. / Back: 4 Yds / Seat: 2.5 Yds / Arms: 1.5 Yds

COM	GR1	GR2	GR3	GR4	GR5	GR6	GR7	GR8	GR9	GR10	LEA
\$5607	\$5999	\$6240	\$6488	\$6748	\$7018	\$7298	\$7590	\$7894	\$8211	\$8538	\$10090

NOTE: Left or Right Arm is determined when seated on product. Arms are factory installed.

OPTIONS

Add upcharge to list price and code to model number

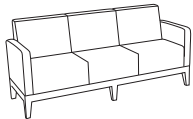
FR	CAL 133 (TB 133) Fire Retardant per yard	\$118	/yd.	GD4	U Bracket Ganging Device	\$246	per pair
MB	Moisture Barrier (up to 60" overall width)	\$164	ea.	TAB(-)	Swivel Tablet (specify A, B or C, left or right arm)	\$653	ea. tablet
MB60	Moisture Barrier (over 60" overall width)	\$262	ea.	TABR1(-)	Removable Tablet (specify A, B or C, left or right arm)	\$756	ea. tablet
2FO	Two Fabric Option	\$131		TABR2(-)	Removable Tablet (specify A, B or C both arm openings)	\$893	ea. tablet
3FO	Three Fabric Option	\$199		LAM5	Non-standard laminate (5 tablets or less)	\$554	ea. tablet
WAC	Wood Arm Cap	\$116	ea.	SST	Solid Surface Tablet Arm - add to tablet option	\$271	ea. tablet
PAC	Poly Arm Cap - Standard Black/Charcoal	\$89	ea.	SS5	Non-standard Solid Surface (5 tablets or less)	Call For Quote	
IMS	Inset Magazine and Storage Shelf	\$628		CO	Clean Out (overall width up to 60")	\$327	
UFI	Upholstered Front - On-Line Table	\$124		CO1	Clean Out (overall width over 60")	\$503	
LTI	On-Line Table Full Veneer (sides & top)	\$327					

DIMENSIONS	3 Seat w/ Outside Arms	2 Arm Chairs w/ Open Platform	2 Seat, Outside Arms w/ Online Table	2 Arm Chairs w/ Online Table
Seat Width:	22"	22"	22"	22"
Seat Depth:	20"	20"	20"	20"
Seat Height:	18"	18"	18"	18"
Table Height:	-	9"	16"	16"
Arm Height:	25.5"	25.5"	25.5"	25.5"
Back Height:	32.5"	32.5"	32.5"	32.5"
Overall Width:	72"	78"	72"	78"
Overall Depth:	27"	27"	27"	27"
Qty./Wt.:	1 ea./150 lbs.	1 ea./135 lbs.	1 ea./135 lbs.	1 ea./135 lbs.



LOUNGE WITH TWO ARM CHAIRS AND
OPEN VENEER PLATFORM CENTER

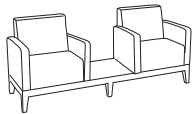
MODEL / DESCRIPTION / LIST PRICING



3013 Three Seat Lounge with 2 Outside Arms

COM Yardage: 12.25 Yds. / Back: 6 Yds / Seat: 3.75 Yds / Arms: 2.5 Yds

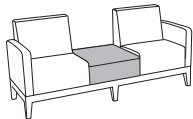
COM	GR1	GR2	GR3	GR4	GR5	GR6	GR7	GR8	GR9	GR10	LEA
\$5763	\$6166	\$6414	\$6669	\$6937	\$7213	\$7502	\$7803	\$8115	\$8440	\$8777	\$10376



3014 Lounge with 2 Arm Chairs and Open Veneer Platform Center

COM Yardage: 11.5 Yds. / Back: 4 Yds / Seat: 2.5 Yds / Arms: 5 Yds

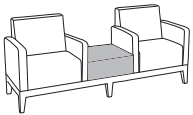
COM	GR1	GR2	GR3	GR4	GR5	GR6	GR7	GR8	GR9	GR10	LEA
\$5902	\$6314	\$6569	\$6832	\$7104	\$7388	\$7685	\$7992	\$8311	\$8646	\$8993	\$10625



3016 Two Seat Lounge - 2 Outside Arms and On-Line Table

COM Yardage: 9 Yds. / Back: 4 Yds / Seat: 2.5 Yds / Arms: 2.5 Yds

COM	GR1	GR2	GR3	GR4	GR5	GR6	GR7	GR8	GR9	GR10	LEA
\$6348	\$6792	\$7064	\$7346	\$7641	\$7946	\$8266	\$8596	\$8938	\$9295	\$9667	\$11428



3017 Lounge with 2 Armchairs and On-Line Table

COM Yardage: 11.5 Yds. / Back: 4 Yds / Seat: 2.5 Yds / Arms: 5 Yds

COM	GR1	GR2	GR3	GR4	GR5	GR6	GR7	GR8	GR9	GR10	LEA
\$6571	\$7031	\$7312	\$7605	\$7909	\$8224	\$8554	\$8896	\$9252	\$9622	\$10006	\$11828



OPTIONS

Add upcharge to list price and code to model number


FR	CAL 133 (TB 133) Fire Retardant per yard	\$118	/yd.	GD4	U Bracket Ganging Device	\$246	per pair
MB	Moisture Barrier (up to 60" overall width)	\$164	ea.	TAB-()	Swivel Tablet (specify A, B or C, left or right arm)	\$653	ea. tablet
MB60	Moisture Barrier (over 60" overall width)	\$262	ea.	TABR1-()	Removable Tablet (specify A, B or C, left or right arm)	\$756	ea. tablet
2FO	Two Fabric Option	\$131		TABR2-()	Removable Tablet (specify A, B or C both arm openings)	\$893	ea. tablet
3FO	Three Fabric Option	\$199		LAM5	Non-standard laminate (5 tablets or less)	\$554	ea. tablet
WAC	Wood Arm Cap	\$116	ea.	SST	Solid Surface Tablet Arm - add to tablet option	\$271	ea. tablet
PAC	Poly Arm Cap - Standard Black/Charcoal	\$89	ea.	SS5	Non-standard Solid Surface (5 tablets or less)	Call For Quote	
IMS	Inset Magazine and Storage Shelf	\$628		CO	Clean Out (overall width up to 60")	\$327	
UFI	Upholstered Front - On-Line Table	\$124		CO1	Clean Out (overall width over 60")	\$503	
LTI	On-Line Table Full Veneer (sides & top)	\$327					

DIMENSIONS	Two Seat Three Arms	Three Seat Four Arms
Seat Width:	22"	22"
Seat Depth:	20"	20"
Seat Height:	18"	18"
Arm Height:	25.5"	25.5"
Back Height:	32.5"	32.5"
Overall Width:	53"	72"
Overall Depth:	27"	27"
Qty./Wt.:	1 ea./115 lbs.	1 ea./135 lbs.



TWO SEAT LOUNGE WITH INSIDE ARM

MODEL / DESCRIPTION / LIST PRICING

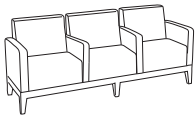


3094 Two-Seat Lounge with Outside Arms and one Inside Arm

COM Yardage: 10.5 Yds.

COM	GR1	GR2	GR3	GR4	GR5	GR6	GR7	GR8	GR9	GR10	LEA
\$4353	\$4657	\$4845	\$5038	\$5239	\$5449	\$5668	\$5895	\$6129	\$6374	\$6629	\$7837

COM Yardage (Optional three fabrics): Back: 4 Yds / Seat: 2.5 Yds / Arms: 3.75 Yds



3019 Three-Seat Lounge with Outside Arms and Inside Arms

COM Yardage: 15.5 Yds.

COM	GR1	GR2	GR3	GR4	GR5	GR6	GR7	GR8	GR9	GR10	LEA
\$6266	\$6704	\$6974	\$7251	\$7542	\$7842	\$8155	\$8484	\$8824	\$9178	\$9544	\$11279

COM Yardage (Optional three fabrics): Back: 6 Yds / Seat: 3.75 Yds / Arms: 5 Yds

OPTIONS

Add upcharge to list price and code to model number

FR	CAL 133 (TB 133) Fire Retardant per yard	\$118	/yd.
MB	Moisture Barrier (up to 60" overall width)	\$164	ea.
MB60	Moisture Barrier (over 60" overall width)	\$262	ea.
2FO	Two fabric option	\$131	
3FO	Three fabric option	\$199	
WAC	Wood Arm Cap	\$116	ea.

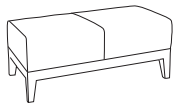
PAC	Poly Arm Cap - Standard Black/Charcoal	\$89	ea.
GD4	U Bracket Ganging Device	\$246	per pair
TAB-(L)	Swivel Tablet (specify A, B or C, left or right arm)	\$653	ea. tablet
TA	Swinging Tablet Arm	\$520	
TAR	Receptacle Hardware for Swinging Tablet Arm	\$197	ea.
CO	Clean Out (overall width up to 60")	\$327	
CO1	Clean Out (overall width over 60")	\$503	

DIMENSIONS	Two Seat	Three Seat	Two Seat w/ On-Line Table
Seat Width:	22"	22"	22"
Seat Depth:	27"	27"	27"
Seat Height:	18"	18"	18"
Back Height:	-	-	-
Table Height:	-	-	16"
Overall Width:	44"	66"	66"
Overall Depth:	27"	27"	27"
Qty./Wt.:	1 ea./64 lbs.	1 ea./88 lbs.	1 ea./140 lbs.



2 SEAT BENCH

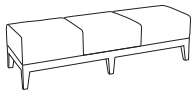
MODEL / DESCRIPTION / LIST PRICING



3018 Two Seat Bench

COM Yardage: 3 Yds.

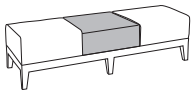
COM	GR1	GR2	GR3	GR4	GR5	GR6	GR7	GR8	GR9	GR10	LEA
\$3119	\$3335	\$3467	\$3607	\$3750	\$3902	\$4056	\$4219	\$4389	\$4566	\$4747	\$5609



3095 Bench Three Seat Bench

COM Yardage: 4.5 Yds.

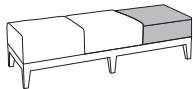
COM	GR1	GR2	GR3	GR4	GR5	GR6	GR7	GR8	GR9	GR10	LEA
\$4206	\$4500	\$4679	\$4868	\$5062	\$5266	\$5475	\$5692	\$5920	\$6159	\$6405	\$7570



3020 Bench with 2 Seats and Center On-Line Table

COM Yardage: 3 Yds.

COM	GR1	GR2	GR3	GR4	GR5	GR6	GR7	GR8	GR9	GR10	LEA
\$4121	\$4410	\$4586	\$4769	\$4962	\$5161	\$5368	\$5582	\$5805	\$6036	\$6278	\$7420



3098 Bench with 2 Seats and On-Line End Table

COM Yardage: 3 Yds.

COM	GR1	GR2	GR3	GR4	GR5	GR6	GR7	GR8	GR9	GR10	LEA
\$4121	\$4410	\$4586	\$4769	\$4962	\$5161	\$5368	\$5582	\$5805	\$6036	\$6278	\$7420

OPTIONS

Add upcharge to list price and code to model number

FR	CAL 133 (TB 133) Fire Retardant per yard	\$118	/yd.
MB	Moisture Barrier (up to 60" overall width)	\$164	ea.
MB60	Moisture Barrier (over 60" overall width)	\$262	ea.
IMS	Inset Magazine and Storage Shelf	\$628	

UFI	Upholstered Front - On-Line Table	\$124	
LTI	On-Line Table Full Veneer (sides & top)	\$327	
GD4	U Bracket Ganging Device	\$246	per pair

OJAI



The Ojai Occasional Table features a solid maple base platform. The body and top are wood veneer or laminate over wood core with decorative details of a hardwood multiply birch reveal.



30X60 RECTANGLE COFFEE TABLE



30X30 SQUARE END TABLE

ORDERING INFORMATION

- 1) Series Name
- 2) Model Number
- 3) Quantity
- 4) Table Top Material/Finish Selection
- 5) Table Body Material/Finish Selection
- 6) Table Base Wood Finish

BASE SPECIFICATIONS

Table Base: Base is solid maple with a 5/8 " hardwood multiply reveal in your choice of 16 standard colors.
Glides: Four black polyvinyl glides factory installed

TABLE TOP SPECIFICATIONS

Table

Table is CARB Phase I & Phase II compliant. Laminate wood veneer and phenolic backing are glued with water based adhesives. Custom sizes are available.

STANDARD BASE FINISHES

Wood Base: Standard Wood Stain

TABLE FINISHES



COLOR / EDGE SELECTIONS

Laminate/Veneer Selections

ERG offers over 1000 standard laminate choices from Nevamar, Wilsonart, Formica and Pionite. Wood veneer is available in transparent stain colors - custom stain matching available for an upcharge. Solid Surface, 3Form Chroma and stone table tops will be quoted upon request.



22X26 RECTANGLE COFFEE TABLE



30X30 SQUARE END TABLE

MODEL / DESCRIPTION / LIST PRICING

OJAI | OCCASIONAL | SQUARE



SQUARE

Model Number	Table Top Size	Table Height	Shipping Weight	LAMINATE	WOOD VENEER
OJA2424	24" x 24"	18"	65 lbs.	\$2529	\$2791
OJA3030	30" x 30"	18"	75 lbs.	\$2824	\$3080
OJA3636	36" x 36"	18"	95 lbs.	\$3048	\$3232

OJAI | OCCASIONAL | RECTANGLE



RECTANGLE

Model Number	Table Top Size	Table Height	Shipping Weight	LAMINATE	WOOD VENEER
OJA2226	22" x 26"	18"	65 lbs.	\$2581	\$2850
OJA3060	30" x 60"	18"	95 lbs.	\$3242	\$3808

OLIVER

Oliver is a unique lounge chair with a curved back that is perfect for any space. With its two-piece upholstery, four-leg wood or steel frame, and cleanout features, it's small but mighty! This chair has a bowed back to keep you snug and the seat is bowed just enough for a comfy sit. It's the ideal lounge for a small lobby space that welcomes a closer look.



4 LEG METAL LEG CHAIR



SLED BASE CHAIR



WOOD LEG CHAIR

ORDERING INFORMATION

To Order Please Specify:

- 1) Series Name
- 2) Model Number
- 3) Quantity
- 4) Fabric Grade and Number
- 5) Optional Items

SOFT SEATING	WEIGHT LIMIT
Metal Legs	500 lbs.
Wood Legs	350 lbs.

STANDARD BASE FINISHES

4-Leg Base: Standard Powder Coat

Sled Base: Standard Powder Coat

Wood Leg: Standard Wood Stain

GENERAL SPECIFICATIONS

Upholstery/Foam

Cold injected urethane molded foam with inner steel welded frame.

Graded-In & COM Fabric Testing

Due to the complexity of the upholstery process, please submit your Graded-in/COM for testing. A 10"x10" sample is required. **ALL FABRIC MUST BE PRE APPROVED.** Please see Approved Fabrics link under product webpage images.

Chair Base Details

4-Leg Chair: Frames are made of 5/8" diameter, solid steel fully welded with adjustable steel glide.

Sled Base Chair: Frames are made of 5/8" diameter, steel rod fully welded with plastic glide.

Wood Leg Chair: Ash Wood legs at 2.30" wide at the top and tapers down to 1.34" at the bottom with felt as the glide.

OPTIONS

- CODE: FR - CAL 133 (TB 133) Fire Retardant
- CODE: MB - Moisture Barrier (up to 60" overall width)
- CODE: 2FO - Two Fabric Option

DIMENSIONS	4 Leg Chair	Sled Base Chair	Wood Leg Chair
Inside Width:	20"	20"	20"
Seat Height:	17"	17"	16.5"
Seat Depth:	20"	20"	20"
Overall Depth:	26.5"	26"	26.5"
Overall Width:	25.5"	25.5"	25.5"
Overall Height:	30.25"	30"	29"
Qty./Wt. per carton:	1 ea./30 lbs.	1 ea./31 lbs.	1 ea./25 lbs.



WOOD LEG CHAIR WITH TWO FABRIC OPTION

MODEL / DESCRIPTION / LIST PRICING



2402 4 Leg Chair

COM Yardage Total: 3.25 Yds / Back: 1.25 Yds / Seat: 2 Yds

COM	GR1	GR2	GR3	GR4	GR5	GR6	GR7	GR8	GR9	GR10	LEA
\$1293	\$1366	\$1440	\$1513	\$1592	\$1671	\$1750	\$1835	\$1926	\$2005	\$2101	\$2344



2404 Sled Base Chair

COM Yardage Total: 3.25 Yds / Back: 1.25 Yds / Seat: 2 Yds

COM	GR1	GR2	GR3	GR4	GR5	GR6	GR7	GR8	GR9	GR10	LEA
\$1311	\$1384	\$1458	\$1531	\$1610	\$1689	\$1768	\$1853	\$1944	\$2023	\$2119	\$2362



2406 Wood Leg Chair

COM Yardage Total: 3.25 Yds / Back: 1.25 Yds / Seat: 2 Yds

COM	GR1	GR2	GR3	GR4	GR5	GR6	GR7	GR8	GR9	GR10	LEA
\$1562	\$1635	\$1709	\$1782	\$1861	\$1940	\$2019	\$2104	\$2194	\$2274	\$2370	\$2613

OPTIONS

Add upcharge to list price and code to model number

FR	CAL 133 (TB 133) Fire Retardant per yard	\$118	/yd.
MB	Moisture Barrier (up to 60" overall width)	\$164	ea.

2FO	Two Fabric Option	\$131	per unit
-----	-------------------	-------	----------

OSLO

Oslo tables have been created with a simple and streamlined design, yet very industrial in look and build. The frame consists of two inch heavy gauge steel complemented with your choice of a 5 inch caster or adjustable glide base. This table is perfect for an urban setting that boasts socialization for a touchdown space, casual meeting area ready to change on a moment's notice or simply a workspace environment.



OSLO BAR HEIGHT TABLE
WITH OPTIONAL 5" CASTERS

ORDERING INFORMATION

- | | |
|-----------------|-------------------------------|
| 1) Series Name | 5) Frame Color |
| 2) Model Number | 6) Laminate Selection and No. |
| 3) Size | 7) Edge Style Code and Color |
| 4) Quantity | 8) Optional Items |

BASE SPECIFICATIONS

Legs/Apron: The Oslo legs & apron is made with 2", 14 gauge square steel tubing. Foot rest is set at 10" from the floor

Glides: Factory installed 1.25" industrial strength adjustable poly steel glides are standard.

Casters: 5" Total Lock Industrial Casters.

Assembly: Apron mounts to top with 1/4-20 x 1" machine screws into metal inserts; no wood screws are used. Legs are attached to the apron with 3/8-16 bolts. Shipped K-D.

STANDARD BASE FINISHES

Metal Base: Standard Powder Coat

TABLE TOP SPECIFICATIONS

Table Tops

Table top core is CARB Compliant 1.25" particle board. Laminate and phenolic backing are glued with water based adhesives. **OPTIONAL Butcher Block** tops are available.

COLOR / EDGE SELECTIONS

Laminate/Veneer Selections

ERG offers over 1000 standard laminate choices from Nevamar, Wilsonart, Formica and Pionite. Wood veneer is available in transparent stain colors - custom stain matching available for an upcharge.

Edge Selections

ERG offers a wide variety of table top edge materials including PVC, wood, aluminum and resin/urethane. Special Edge Note: When ganging or butting tables together, ERG recommends using 3MM flat edge or flat wood edge. Square tables using **T-MOLD** edge will have a 3" radius on all corners.

OPTIONS

- CODE: CH - Counter Table Height - 36"
- CODE: CAS5 - Industrial 5" Total Lock Casters - Black

Note: Oslo tables are shipped K-D



OSLO CAFÉ HEIGHT TABLE
WITH SHELF

MODEL / DESCRIPTION / LIST PRICING

OSLO | RECTANGLE | CAFÉ HEIGHT

RECTANGLE

Model Number	Table Top Size	Number of Legs	Table Height	Shpg. Wght	LAMINATE TOP ASSORTED EDGES			VEENER TOP	BUTCHER BLOCK TOP	PRICE TO ADD SHELF
					EDGE 2B	EDGE 3A	EDGE 6Q	EDGE 8G	BB	+ LSHF
OSL3060	30 X 60	4	29"	90	\$2705	\$3066	\$4599	\$6592	\$5951	\$666
OSL3072	30 X 72	4	29"	102	\$2917	\$3314	\$4959	\$7133	\$6417	\$707
OSL3084	30 X 84	4	29"	113	\$3091	\$3532	\$5255	\$7617	\$6800	\$748
OSL3096	30 X 96	4	29"	124	\$3445	\$3930	\$5857	\$8469	\$7579	\$788
OSL3660	36 X 60	4	29"	102	\$2868	\$3269	\$4876	\$7048	\$6310	\$802
OSL3672	36 X 72	4	29"	115	\$3094	\$3536	\$5260	\$7631	\$6807	\$854
OSL3684	36 X 84	4	29"	129	\$3282	\$3773	\$5579	\$8154	\$7220	\$897
OSL3696	36 X 96	4	29"	142	\$3649	\$4188	\$6203	\$9046	\$8028	\$937
OSL4272	42 X 72	4	29"	129	\$4506	\$5217	\$7660	\$11301	\$9913	\$1127
OSL4284	42 X 84	4	29"	154	\$4675	\$5429	\$7948	\$11511	\$10285	\$1154
OSL4296	42 X 96	4	29"	160	\$4842	\$5638	\$8231	\$12233	\$10652	\$1208
OSL4872	48 X 72	4	29"	142	\$4939	\$5699	\$8396	\$12333	\$10866	\$1011
OSL4884	48 X 84	4	29"	160	\$5050	\$5853	\$8585	\$12684	\$11110	\$1052
OSL4896	48 X 96	4	29"	178	\$5158	\$6006	\$8769	\$13033	\$11348	\$1079
OSL6072	60 X 72	4	29"	169	\$5381	\$6218	\$9148	\$13465	\$11838	\$1297
OSL6096	60 X 96	4	29"	214	\$5651	\$6597	\$9607	\$14327	\$12432	\$1344

OPTIONS

Add upcharge to list price and code to model number

CAS5	Industrial 5" Total Lock Casters - Black	\$99	ea.
------	--	------	-----



OSLO BAR HEIGHT TABLE WITH SHELF AND CASTERS

MODEL / DESCRIPTION / LIST PRICING

OSLO | RECTANGLE | BAR HEIGHT

	Model Number	Table Top Size	Number of Legs	Table Height	Shpg. Wght	LAMINATE TOP ASSORTED EDGES			VENEER TOP	BUTCHER BLOCK TOP	PRICE TO ADD SHELF
						EDGE 2B	EDGE 3A	EDGE 6Q	EDGE 8G	BB	EDGE 2B/3A
											+ LSHF
RECTANGLE	OSLH3060	30 X 60	4	42"	98	\$3057	\$3435	\$5197	\$7368	\$6725	\$666
	OSLH3072	30 X 72	4	42"	110	\$3270	\$3684	\$5559	\$7909	\$7194	\$707
	OSLH3084	30 X 84	4	42"	121	\$3444	\$3902	\$5855	\$8393	\$7577	\$748
	OSLH3096	30 X 96	4	42"	132	\$3799	\$4301	\$6458	\$9246	\$8358	\$788
	OSLH3660	36 X 60	4	42"	110	\$3221	\$3641	\$5476	\$7825	\$7086	\$802
	OSLH3672	36 X 72	4	42"	123	\$3448	\$3906	\$5862	\$8407	\$7586	\$854
	OSLH3684	36 X 84	4	42"	137	\$3634	\$4144	\$6178	\$8930	\$7995	\$897
	OSLH3696	36 X 96	4	42"	150	\$3999	\$4558	\$6798	\$9823	\$8798	\$937
	OSLH4272	42 X 72	4	42"	137	\$4859	\$5588	\$8260	\$12076	\$10690	\$1127
	OSLH4284	42 X 84	4	42"	150	\$5026	\$5798	\$8544	\$12542	\$11057	\$1154
	OSLH4296	42 X 96	4	42"	168	\$5196	\$6007	\$8833	\$13011	\$11431	\$1208
	OSLH4872	48 X 72	4	42"	150	\$5293	\$6071	\$8998	\$13109	\$11645	\$1011
	OSLH4884	48 X 84	4	42"	160	\$5403	\$6225	\$9185	\$13461	\$11887	\$1052
	OSLH4896	48 X 96	4	42"	186	\$5512	\$6378	\$9370	\$13811	\$12126	\$1079
	OSLH6072	60 X 72	4	42"	177	\$5594	\$6442	\$9510	\$13931	\$12307	\$1297
OSLH6096	60 X 96	4	42"	222	\$5862	\$6820	\$9965	\$14793	\$12896	\$1344	

OPTIONS

Add upcharge to list price and code to model number

CH	Counter Table Height - 36"	\$262	per table	CAS5	Industrial 5" Total Lock Casters - Black	\$99	ea.
----	----------------------------	-------	-----------	------	--	------	-----

OZARK

Ozark lounge is a modern collection with a barrel back that is tightly upholstered. This lounge offers a fixed seat fully upholstered to the floor or a 4-Leg lounge with a cleanout. It also offers a 360° swivel single seat for active mobility, and all are complimented with a two-seat lounge. Designed for office, education and healthcare or any common area to complement any space.



SINGLE SEAT LOUNGE
SHOWN WITH OPTIONAL
CONTRASTING FABRICS



4-LEG LOVESEAT WITH
CLEANOUT

ORDERING INFORMATION

To Order Please Specify:

- 1) Series Name
- 2) Model Number
- 3) Quantity
- 4) Fabric Grade and Number
- 5) Wood Stain (for wood legs)
- 6) Optional Items

SOFT SEATING	WEIGHT LIMIT
1 Seat	500 lbs.
2 Seat	1000 lbs.

STANDARD BASE FINISHES

Legs: Standard Powder Coat (Applies only to 4-Leg Lounge)

STANDARD POWDER COAT METAL LEG



OZARK'S CLEANOUT DESIGN IS AN OPEN PASSAGEWAY AT THE FRONT SEAT AND THROUGH BELOW THE CHAIR, FOR CLEANABILITY.

GENERAL SPECIFICATIONS

Upholstery / Foam

- 2" thick high resiliency foam with a 2" seat cushion with flexible webbing installed for added support and soft sit.
- No-sag springs with interlocking helicoil springs for additional seat and low back support.

Graded-In & COM Fabric Testing

Due to the complexity of the upholstery process, please submit your Graded-in/COM for testing. A 10"x10" sample is required. **ALL FABRIC MUST BE PRE APPROVED.** Please see Approved Fabrics link under product webpage images.

Frame

- Multi-ply hardwood
- Tongue and groove construction nailed and glued

Base Details

Swivel Base: Hidden ring with 360° swivel
Auto Return: Hidden ring with Auto Return

Glides

Adjustable steel glides

Legs (Applies only to 4-Leg Lounge)

- 8" tall, 1.5" diameter fabricated steel angled legs
- Sand blasted prior to paint for maximum color adhesion
- Includes factory installed adjustable glides

OPTIONS

- CODE: FR - CAL 133 (TB 133) Fire Retardant
- CODE: MB - Moisture Barrier (up to 60" overall width)
- CODE: 2FO - Two Fabric Option
- CODE: WDL - Metal/Wood Legs
- CODE: WDL-C - Chrome/Wood Legs
- CODE: PC - Polished Chrome Legs

Ozark Leg Options

OPTIONAL METAL/WOOD LEG
CODE: WDL



OPTIONAL CHROME LEG
CODE: PC



OPTIONAL CHROME/WOOD LEG
CODE: WDL-C



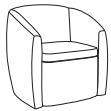
TWO FABRIC OPTION

DIMENSIONS	Lounge	Lounge with Swivel Base	Loveseat
Inside Width:	22"	22"	44"
Seat Height:	17"	17"	17"
Arm Height:	23"	23"	23"
Overall Depth:	29.5"	29.5"	29.5"
Overall Width:	31.5"	31.5"	53"
Overall Height:	31"	31"	31"
Qty./Wt. per carton:	1 ea./73 lbs.	1 ea./79 lbs.	1 ea./114 lbs.



SINGLE SEAT LOUNGE WITH SWIVEL BASE

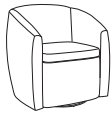
MODEL / DESCRIPTION / LIST PRICING



2200 Lounge

COM Yardage: 5 Yds. / Back: 3.5 Yds. / Seat: 1.5 Yd.

COM	GR1	GR2	GR3	GR4	GR5	GR6	GR7	GR8	GR9	GR10	LEA
\$2425	\$2604	\$2686	\$2781	\$2894	\$2989	\$3084	\$3179	\$3274	\$3369	\$3463	\$3576



2202 Lounge - 360° Swivel Base

COM Yardage: 5 Yds. / Back: 3.5 Yds. / Seat: 1.5 Yd.

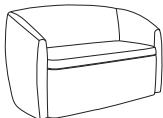
COM	GR1	GR2	GR3	GR4	GR5	GR6	GR7	GR8	GR9	GR10	LEA
\$2632	\$2809	\$2893	\$2988	\$3101	\$3196	\$3291	\$3385	\$3480	\$3575	\$3670	\$3782



2203 Lounge - Auto Return

COM Yardage: 5 Yds. / Back: 3.5 Yds. / Seat: 1.5 Yd.

COM	GR1	GR2	GR3	GR4	GR5	GR6	GR7	GR8	GR9	GR10	LEA
\$2753	\$2931	\$3014	\$3109	\$3222	\$3317	\$3411	\$3506	\$3601	\$3696	\$3791	\$3904



2204 Two Seat Lounge Loveseat

COM Yardage: 10 Yds. / Back: 7 Yds. / Seat: 3 Yd.

COM	GR1	GR2	GR3	GR4	GR5	GR6	GR7	GR8	GR9	GR10	LEA
\$4365	\$4531	\$4661	\$4780	\$4946	\$5065	\$5183	\$5302	\$5421	\$5539	\$5682	\$5818

OPTIONS

Add upcharge to list price and code to model number

FR	CAL 133 (TB 133) Fire Retardant - per yard	\$118	/yd.
MB	Moisture Barrier (up to 60" overall width)	\$164	ea.

2FO	Two Fabric Option	\$131	per unit
-----	-------------------	-------	----------

OZARK COLLECTION

4-LEG LOUNGE AND 4-LEG LOUNGE WITH CLEANOUT

DIMENSIONS	4-Leg Lounge	4-Leg Loveseat	4-Leg Lounge w/Cleanout	4-Leg Loveseat w/Cleanout
Seat Width:	21"	43.5"	21"	43.5"
Seat Height:	17"	17"	17"	17"
Seat Depth:	20"	20"	20"	20"
Arm Height:	23"	23"	23"	23"
Overall Depth:	28.75"	28.75"	28.75"	28.75"
Overall Width:	32.25"	55"	32.25"	55"
Overall Height:	31"	31"	31"	31"
Qty./Wt. per carton:	1 ea./73 lbs.	1 ea./114 lbs.	1 ea./73 lbs.	1 ea./114 lbs.



4-LEG LOVESEAT LOUNGE WITH CLEANOUT


MODEL / DESCRIPTION / LIST PRICING



2205 Lounge with Legs

COM Yardage: 5 Yds. / Back: 3.5 Yds. / Seat: 1.5 Yd.

COM	GR1	GR2	GR3	GR4	GR5	GR6	GR7	GR8	GR9	GR10	LEA
\$2390	\$2567	\$2651	\$2746	\$2858	\$2953	\$3048	\$3143	\$3237	\$3332	\$3427	\$3540



2207 Two Seat Lounge Loveseat with Legs

COM Yardage: 10 Yds. / Back: 7 Yds. / Seat: 3 Yd.


COM	GR1	GR2	GR3	GR4	GR5	GR6	GR7	GR8	GR9	GR10	LEA
\$4329	\$4495	\$4626	\$4745	\$4911	\$5030	\$5148	\$5267	\$5386	\$5504	\$5647	\$5783



2206 Lounge with Legs and Cleanout

COM Yardage: 5 Yds. / Back: 3.5 Yds. / Seat: 1.5 Yd.

COM	GR1	GR2	GR3	GR4	GR5	GR6	GR7	GR8	GR9	GR10	LEA
\$2454	\$2633	\$2715	\$2810	\$2923	\$3018	\$3113	\$3208	\$3303	\$3398	\$3493	\$3606



2208 Two Seat Lounge Loveseat with Legs and Cleanout

COM Yardage: 10 Yds. / Back: 7 Yds. / Seat: 3 Yd.

COM	GR1	GR2	GR3	GR4	GR5	GR6	GR7	GR8	GR9	GR10	LEA
\$4395	\$4561	\$4692	\$4810	\$4977	\$5095	\$5214	\$5332	\$5451	\$5570	\$5712	\$5848

OPTIONS

Add upcharge to list price and code to model number

FR	CAL 133 (TB 133) Fire Retardant - per yard	\$118	/yd.
MB	Moisture Barrier (up to 60" overall width)	\$164	ea.
2FO	Two Fabric Option	\$131	per unit

WDL	Metal/Wood Legs	\$45	ea.
WDL-C	Chrome/Wood Legs	\$79	ea.
PC	Polished Chrome Legs	\$45	ea.

PARMA

Parma Tables offer two looks showcasing its substantial three inch top and have an array of useful applications for training, dining or multi-use areas. The metal legs come in straight. The full laminate panel looks great ganged together to create the ultimate surface for learning or collaborating and makes a great touchdown spot for a meeting.



STRAIGHT METAL LEG



LAMINATE PANEL BAR HEIGHT WITH COVE POWER/DATA

ORDERING INFORMATION

- | | |
|-----------------------------|----------------------------------|
| 1) Series Name | 6) Powder Coat color (metal leg) |
| 2) Model Number | 7) Optional Items |
| 3) Size | |
| 4) Quantity | |
| 5) Laminate Selection & No. | |

BASE SPECIFICATIONS

Laminate Panel: Parma panel tables feature a 3" thick wood frame covered on all sides with high pressure laminate. Table frame is CARB Phase I & Phase II Compliant. Laminate and phenolic backing are glued with water based adhesives. Tables 72" and over will have steel stretcher bars installed within the table top for added stability.

Metal: The Parma metal leg tables are constructed with a 3" thick wood frame table top in your choice of laminate. Square legs are made of formed and welded 14-gauge, 2.5" x 1" rectangular steel tubing. The two legs are attached together with two welded steel tubing cross members. Frames are sandblasted and finished in your choice of standard powder coat colors.

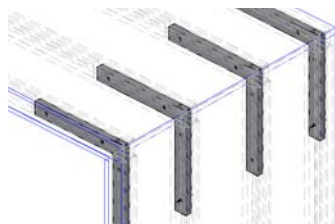
Glides: Factory installed steel glides includes on all Parma tables

STANDARD BASE FINISHES

Metal Legs: Standard Powder Coat

construction note

PARMA features a panel base construction with 12x12 corner L-Brackets



Panel Bases

TABLE TOP SPECIFICATIONS

Table Tops

Table top core is CARB Phase I & Phase II Compliant. Laminate, wood veneer and phenolic backing are glued with water based adhesives.

Solid Surface

Solid Surface and Stone table tops will be quoted upon request.

Note: Some sizes and dimensions are approximate, if using an existing solid surface or other top, please call for exact specs before ordering.

COLOR / EDGE SELECTIONS

Laminate/Veneer Selections

ERG offers over 1000 standard laminate choices from Nevamar, Wilsonart, Formica and Pionite. Wood veneer is available in transparent stain colors - custom stain matching available for an upcharge.

OPTIONS

- CODE: PRH36 - Counter height table top (36")
- CODE: PRH42 - Bar height table top (42")
- CODE: P2L - Two Contrasting Laminates.
- CODE: MD - Magnetic Door
- CODE: AH-L - Access Hole - Laminate
- CODE: FMG - Floor Mount Glide
- CODE: WM - Wire Management Trough
(required for power/data on laminate panel tables)
- CODE: SHP - Laminate Shelving
(includes metal span support bars - available on panel leg only)

PARMA | STRAIGHT METAL LEG



RECTANGLE

Model Number	Table Top Size	Table Height	Shpg. Wght	List Price
PRM2460	24" X 60"	29"	130	\$4607
PRM2472	24" X 72"	29"	145	\$4693
PRM2484	24" X 84"	29"	160	\$5248
PRM2496	24" X 96"	29"	175	\$5456
PRM3060	30" X 60"	29"	140	\$4726
PRM3072	30" X 72"	29"	155	\$4910
PRM3084	30" X 84"	29"	170	\$5447
PRM3096	30" X 96"	29"	185	\$5986
PRM3660	36" X 60"	29"	150	\$4847
PRM3672	36" X 72"	29"	165	\$5137
PRM3684	36" X 84"	29"	180	\$5658
PRM3696	36" X 96"	29"	195	\$6568



PARMA STRAIGHT METAL LEG

OPTIONS

Add upcharge to list price and code to model number

PRH36	36" Counter Height	\$458	per table
PRH42	42" Bar Height	\$556	per table
WM	Wire Management Trough (for power/data)	\$458	per table

P2L	Contrasting Two Laminates	\$327	per table
FMG	Floor Mount Glide	\$29	ea.



PARMA PANEL TABLE WITH OPTIONAL TWO LAMINATES

PARMA | LAMINATE PANEL



Model Number	Table Top Size	Table Height	Shpg. Wght	List Price
PRML2460	24" X 60"	29"	130	\$4859
PRML2472	24" X 72"	29"	145	\$4944
PRML2484	24" X 84"	29"	160	\$5497
PRML2496	24" X 96"	29"	175	\$5708
PRML3060	30" X 60"	29"	140	\$4977
PRML3072	30" X 72"	29"	155	\$5163
PRML3084	30" X 84"	29"	170	\$5701
PRML3096	30" X 96"	29"	185	\$6238
PRML3660	36" X 60"	29"	150	\$5095
PRML3672	36" X 72"	29"	165	\$5391
PRML3684	36" X 84"	29"	180	\$5910
PRML3696	36" X 96"	29"	195	\$6818



PARMA BAR HEIGHT PANEL TABLE WITH OPTIONAL SHELVING
NOTE: LAMINATE SHELF IS PLACED 10" BELOW TABLE TOP UNDERSIDE

Power + Wire Mgmt Note:

Laminate Panel Leg - when two or more laminate panel tables will be joined, AH must be ordered to daisy chain power/data units

Please see Power + Wire Mgmt link under product webpage images.

OPTIONS

Add upcharge to list price and code to model number

PRH36	36" Counter Height	\$458	per table
PRH42	42" Bar Height	\$556	per table
MD	Magnetic Door	\$406	per table
AH-L	Access Hole - Laminate	\$73	ea.

WM	Wire Management Trough (for laminate panel)	\$458	per table
SHP	Laminate Shelving (Laminate Panel Models Only)	\$739	per table
P2L	Contrasting Two Laminates	\$327	per table
FMG	Floor Mount Glide	\$29	ea.

PENTO

**HIGH PRESSURE
LAMINATES
LPS**
available on Pento

Pento chairs and stools feature a one-piece beech wood shell with a slight taper at the top and a waterfall front edge. It offers finish options that include stain colors or laminate, and design cutout options for the back allowing a custom look for any café or workspace.



SIDE CHAIR



SIDE CHAIR WITH
UPHOLSTERED SEAT INSERT



BAR STOOL WITH OPTIONAL POLISHED
CHROME FRAME

ORDERING INFORMATION

To Order Please Specify:

- | | |
|-----------------------------------|---|
| 1) Series Name | 7) Fabric Grade & Number |
| 2) Model Number | 8) Optional Items |
| 3) Quantity | 9) Back Cutouts |
| 4) Wood Species | 10) Engraving |
| 5) Wood Stain Finish Color | 11) LPS (Laminate Plywood Seating) |
| 6) Frame Color or Polished Chrome | |

CHAIRS	WEIGHT LIMIT
Metal Legs	350 lbs.

STANDARD BASE FINISHES

4 Leg: Standard Powder Coat

OPTIONAL BASE FINISHES

4 Leg: Polished Chrome

GENERAL SPECIFICATIONS

Shell

Compound angle, .50" thick multiply Beech wood. Available in transparent wood stain colors with vertical running wood grain.

Upholstery

Seat inserts can be finished in choice of fabric, vinyl, crypton, leather or approved COM.

Base Details

4-Leg: 4-Leg chair and stool frames are .75" diameter, 14 gauge steel tubing with hand brazed welds.

Glides

- Factory installed self leveling steel glides.

Stacking

- 4-Leg chair will stack 4 high on the floor and up to 6 high on a dolly.
- 4-leg stool will stack 3 high on the floor.

OPTIONAL CUTOUT BACK DESIGN



HAND GRIP

OPTIONS

- CODE: FR - CAL 133 (TB 133) Fire Retardant
- CODE: MBC - Moisture Barrier Chair
- CODE: ENG - Laser Engraved Back Design
- CODE: HG - Hand Grip Cutout
- CODE: PC - Polished Chrome Frame Finish
- CODE: CH - Counter Height (24" Seat Height)
- CODE: SH - Specialty Height (22" Lowest Seat Height)
- CODE: LPS - Laminate Plywood Seating

****Laminate seats (LPS) requires minimum 15 chair order**

DIMENSIONS	Side Chair
Seat Width:	17.5"
Seat Depth:	15"
Seat Height:	17.5"
Back Height:	32"
Arm Height:	-
Overall Width:	20.5"
Overall Depth:	22"
Qty./Wt. per carton:	3 ea./50 lbs.



WOOD CHAIR

MODEL / DESCRIPTION / LIST PRICING



927 Wood Chair



Chair
\$714

927/SI Wood Chair - Upholstered Seat Insert

COM Yardage: 0.75 Yard

COM	GR1	GR2	GR3	GR4	GR5	GR6	GR7	GR8	GR9	GR10	LEA
\$918	\$981	\$1020	\$1062	\$1105	\$1149	\$1194	\$1243	\$1293	\$1346	\$1398	\$1652

Laser Engraving

LASER ENGRAVING - FRONT OR BACK

OPTIONS

Add upcharge to list price and code to model number

FR	CAL 133 (TB 133) Fire Retardant	\$118	/yd.
MBC	Moisture Barrier Chair	\$84	ea.
PC	Polished Chrome Finish - 4-Leg Chair	\$49	

LPS	Laminate Plywood Seating**	Call	
HG	Hand Grip Cutout	\$99	
ENG	Laser Engraving Back Design*	\$111	

*One time setup fee of \$321. Minimum 12 chairs (of same design and series)

**Laminate seats (LPS) requires minimum 15 chair order

DIMENSIONS	Demi Back Stool	Tall Back Stool
Seat Width:	17.5"	17.5"
Seat Depth:	15"	15"
Seat Height:	30"	30"
Back Height:	38"	43.5"
Overall Width:	22"	22"
Overall Depth:	24"	24"
Qty./Wt. per carton:	2 ea./30 lbs.	2 ea./35 lbs.



BAR STOOL WITH OPTIONAL POLISHED CHROME FRAME

MODEL / DESCRIPTION / LIST PRICING



937 Tall Back Bar Stool



Chair
\$976

937/SI Tall Back Bar Stool - Upholstered Seat Insert

COM Yardage: 0.75 Yard

COM	GR1	GR2	GR3	GR4	GR5	GR6	GR7	GR8	GR9	GR10	LEA
\$1094	\$1173	\$1217	\$1264	\$1316	\$1372	\$1426	\$1481	\$1540	\$1602	\$1667	\$1971



935 Demi Back Bar Stool

Chair
\$1068

935/SI Demi Back Bar Stool - Upholstered Seat Insert

COM Yardage: 0.75 Yard

COM	GR1	GR2	GR3	GR4	GR5	GR6	GR7	GR8	GR9	GR10	LEA
\$1185	\$1271	\$1322	\$1375	\$1429	\$1486	\$1546	\$1607	\$1670	\$1737	\$1809	\$2137

935/U Demi Back Bar Stool - Fully Upholstered

COM Yardage: 1.25 Yard

COM	GR1	GR2	GR3	GR4	GR5	GR6	GR7	GR8	GR9	GR10	LEA
\$1242	\$1329	\$1383	\$1437	\$1495	\$1556	\$1618	\$1681	\$1749	\$1818	\$1893	\$2236

Laser Engraving



LASER ENGRAVING - FRONT OR BACK

OPTIONS

Add upcharge to list price and code to model number

FR	CAL 133 (TB 133) Fire Retardant	\$118	/yd.
MBC	Moisture Barrier Chair	\$84	ea.
CH	Counter Height (24" Seat Height)	\$37	
SH	Specialty Height (22" Lowest Seat Height)	\$37	

PC	Polished Chrome Finish - Bar Stool	\$76	
LPS	Laminate Ply Seat**	CALL	
HG	Hand Grip Cutout	\$99	
ENG	Laser Engraving Back Design*	\$111	

*One time setup fee of \$321. Minimum 12 chairs (of same design and series)

**Laminate seats (LPS) requires minimum 15 chair order

PISA

Pisa tables offer style and versatility for an array of applications. The complete square steel tube apron and legs provide the perfect solution for training, dining or multi-use areas. The frame consists of two-inch heavy gauge and is perfect for an urban setting that boasts socialization for a collaboration space, casual meeting area ready to change on a moment's notice or simply a workspace environment.



48" SQUARE CAFE TABLE



36X96" RECTANGLE CONFERENCE TABLE

ORDERING INFORMATION

- | | |
|-----------------|-------------------------------|
| 1) Series Name | 5) Frame Color |
| 2) Model Number | 6) Laminate Selection and No. |
| 3) Size | 7) Edge Style Code and Color |
| 4) Quantity | 8) Optional Items |

BASE SPECIFICATIONS

Legs/Apron: The Pisa legs & apron is made with 2", 14 gauge square steel tubing.

Glides: Adjustable steel glides

Assembly: Apron mounts to top with 1/4-20 x 1" machine screws into metal inserts; no wood screws are used. Legs are attached to the apron with 3/8-16 bolts. Shipped K-D.

STANDARD BASE FINISHES

Metal Legs: Standard Powder Coat

TABLE TOP SPECIFICATIONS

Table Tops

Table top core is CARB Phase I & Phase II Compliant. Laminate, wood veneer and phenolic backing are glued with water based adhesives.

FINISHES

Laminate/Veneer Selections

ERG offers over 1000 standard laminate choices from Nevamar, Wilsonart, Formica and Pionite. Wood veneer is available in transparent stain colors - custom stain matching available for an upcharge.

Edge Selections

ERG offers a wide variety of table top edge materials including PVC, wood, aluminum and resin/urethane.

Special Edge Note: When ganging or butting tables together, ERG recommends using 3MM flat edge or flat wood edge. Square tables using **T-MOLD** edge will have a 3" radius on all corners.

NOTE: Urethane/Resin edges are only available for certain sizes, please call for availability.

OPTIONS

- CODE: CAS3 - 3" Locking Casters - Black
- CODE: STH - Special Table Height (other than 29" and 42")
- CODE: CH - Counter Table Height - 36"
- CODE: SLG - Self-Leveling Glide

Note: Pisa tables are shipped K-D



30X60" RECTANGE CAFÉ TABLE

MODEL / DESCRIPTION / LIST PRICING

PISA | CAFÉ | SQUARE



Model Number	Table Top Size	Number of Legs	Table Height	Shpg. Wght	LAMINATE TOP ASSORTED EDGES							VENEER TOP	
					GRP1	GRP2	GRP3	GRP4	GRP5	GRP6	GRP7	GRP8	GRP9
PSA36S	36X36	4	29"	67	N/A	\$2409	\$2520	\$2879	\$2896	\$3167	\$3494	\$5438	\$6528
PSA42S	42X42	4	29"	90	N/A	\$2745	\$2900	\$3370	\$3387	\$3730	\$4146	\$6269	\$7437
PSA48S	48X48	4	29"	107	N/A	\$3150	\$3392	\$4087	\$4104	\$4587	\$5170	\$7378	\$8512

PISA | CAFÉ | RECTANGLE



Model Number	Table Top Size	Number of Legs	Table Height	Shpg. Wght	LAMINATE TOP ASSORTED EDGES							VENEER TOP	
					GRP 1	GRP 2	GRP 3	GRP 4	GRP 5	GRP 6	GRP 7	GRP 8	GRP 9
PSA2448	24 X 48	4	29"	70	N/A	\$2037	\$2139	\$2454	\$2471	\$2710	\$2996	\$4618	\$5525
PSA2460	24 X 60	4	29"	79	N/A	\$2103	\$2225	\$2584	\$2601	\$2868	\$3192	\$4809	\$5697
PSA2472	24 X 72	4	29"	88	N/A	\$2329	\$2461	\$2860	\$2877	\$3174	\$3529	\$5320	\$6304
PSA2484	24 X 84	4	29"	97	N/A	\$2505	\$2663	\$3129	\$3146	\$3486	\$3894	\$5771	\$6779
PSA2496	24 X 96	4	29"	106	N/A	\$2653	\$2825	\$3335	\$3352	\$3719	\$4158	\$6121	\$7172
PSA3048	30 X 48	4	29"	79	N/A	\$2191	\$2309	\$2672	\$2689	\$2958	\$3285	\$4992	\$5935
PSA3060	30 X 60	4	29"	90	N/A	\$2271	\$2409	\$2830	\$2846	\$3154	\$3518	\$5223	\$6139
PSA3072	30 X 72	4	29"	102	N/A	\$2507	\$2665	\$3133	\$3150	\$3489	\$3899	\$5775	\$6785
PSA3084	30 X 84	4	29"	113	N/A	\$2698	\$2885	\$3432	\$3449	\$3836	\$4303	\$6265	\$7299
PSA3096	30 X 96	4	29"	124	N/A	\$2858	\$3065	\$3663	\$3680	\$4101	\$4610	\$6656	\$7722
PSA3648	36 X 48	4	29"	88	N/A	\$2358	\$2501	\$2922	\$2939	\$3250	\$3624	\$5414	\$6388
PSA3660	36 X 60	4	29"	102	N/A	\$2531	\$2697	\$3181	\$3198	\$3546	\$3970	\$5845	\$6848
PSA3672	36 X 72	4	29"	115	N/A	\$2705	\$2891	\$3439	\$3456	\$3848	\$4318	\$6277	\$7311
PSA3684	36 X 84	4	29"	129	N/A	\$2988	\$3207	\$3837	\$3854	\$4302	\$4835	\$6966	\$8078
PSA3696	36 X 96	4	29"	142	N/A	\$3082	\$3323	\$4022	\$4039	\$4525	\$5110	\$7239	\$8320

OPTIONS

Add upcharge to list price and code to model number

CAS3	3" Locking Casters - Black	\$34	ea.	SLG	Self-Leveling Glide	\$11	per glide
STH	Special Table Height (other than 29" and 42")	\$66	per leg				



36" SQUARE BAR HEIGHT TABLE
SHOWN WITH BRUNO STOOLS

MODEL / DESCRIPTION / LIST PRICING

PISA | BAR HEIGHT | SQUARE



SQUARE

Model Number	Table Top Size	Number of Legs	Table Height	Shpg. Wght	LAMINATE TOP ASSORTED EDGES							VENEER TOP	
					GRP 1	GRP 2	GRP 3	GRP 4	GRP 5	GRP 6	GRP 7	GRP 8	GRP 9
PSAH36S	36 X 36	4	42"	82	N/A	\$2631	\$2719	\$3028	\$3045	\$3298	\$3602	\$5839	\$7134
PSAH42S	42 X 42	4	42"	105	N/A	\$2940	\$3068	\$3483	\$3500	\$3819	\$4205	\$6611	\$7974
PSAH48S	48 X 48	4	42"	122	N/A	\$3317	\$3526	\$4147	\$4164	\$4613	\$5152	\$7634	\$8971

PISA | BAR HEIGHT | RECTANGLE



RECTANGLE

Model Number	Table Top Size	Number of Legs	Table Height	Shpg. Wght	LAMINATE TOP ASSORTED EDGES							VENEER TOP	
					GRP 1	GRP 2	GRP 3	GRP 4	GRP 5	GRP 6	GRP 7	GRP 8	GRP 9
PSAH2460	24 X 60	4	42"	79	N/A	\$2501	\$2608	\$2948	\$2965	\$3233	\$3558	\$5614	\$6786
PSAH2472	24 X 72	4	42"	88	N/A	\$2727	\$2845	\$3227	\$3244	\$3540	\$3897	\$6127	\$7394
PSAH2484	24 X 84	4	42"	97	N/A	\$2903	\$3048	\$3495	\$3512	\$3852	\$4261	\$6577	\$7873
PSAH2496	24 X 96	4	42"	106	N/A	\$3049	\$3208	\$3701	\$3718	\$4084	\$4525	\$6928	\$8260
PSAH3060	30 X 60	4	42"	90	N/A	\$2670	\$2794	\$3195	\$3211	\$3518	\$3884	\$6026	\$7232
PSAH3072	30 X 72	4	42"	102	N/A	\$2905	\$3050	\$3500	\$3517	\$3854	\$4265	\$6579	\$7875
PSAH3084	30 X 84	4	42"	113	N/A	\$3098	\$3270	\$3797	\$3814	\$4204	\$4668	\$7068	\$8389
PSAH3096	30 X 96	4	42"	124	N/A	\$3258	\$3448	\$4028	\$4045	\$4468	\$4975	\$7463	\$8813
PSAH3660	36 X 60	4	42"	102	N/A	\$2931	\$3083	\$3547	\$3564	\$3914	\$4335	\$6650	\$7938
PSAH3672	36 X 72	4	42"	115	N/A	\$3103	\$3276	\$3804	\$3821	\$4213	\$4680	\$7082	\$8399
PSAH3684	36 X 84	4	42"	129	N/A	\$3504	\$3705	\$4313	\$4330	\$4778	\$5309	\$8014	\$9495
PSAH3696	36 X 96	4	42"	142	N/A	\$3599	\$3825	\$4499	\$4515	\$4999	\$5584	\$8285	\$9737

Note: Other bar height sizes available. Call for pricing.

OPTIONS

Add upcharge to list price and code to model number

CAS3	3" Locking Casters - Black	\$34	ea.	CH	Counter Table Height - 36"	\$262	per table
STH	Special Table Height (other than 29" and 42")	\$66	per leg	SLG	Self-Leveling Glide	\$11	per glide



48X144" CONFERENCE TABLE WITH
OPTIONAL POWER / DATA UNITS

MODEL / DESCRIPTION / LIST PRICING

PISA | CONFERENCE | RECTANGLE | CAFE HEIGHT

RECTANGLE

Model Number	Table Top Size	Number of Legs	Table Height	Shpg. Wght	LAMINATE TOP ASSORTED EDGES								VENEER TOP	
					GRP 1	GRP 2	GRP 3	GRP 4	GRP 5	GRP 6	GRP 7	GRP 8	GRP 9	
PSA4272	42 X 72	4	29"	129	N/A	\$4130	\$4462	\$5418	\$5435	\$6097	\$6887	\$9721	\$11158	
PSA4296	42 X 96	4	29"	160	N/A	\$4382	\$4773	\$5881	\$5897	\$6650	\$7552	\$10422	\$11824	
PSA4872	48 X 72	4	29"	142	N/A	\$4218	\$4575	\$5595	\$5612	\$6310	\$7144	\$9976	\$11385	
PSA4896	48 X 96	4	29"	178	N/A	\$4815	\$5227	\$6406	\$6423	\$7223	\$8183	\$11402	\$12998	
PSA48120	48 X 120	6	29"	214	N/A	\$6012	\$6457	\$7760	\$7777	\$8683	\$9769	\$14033	\$16240	
PSA48144	48 X 144	6	29"	250	N/A	\$6728	\$7223	\$8678	\$8695	\$9704	\$10917	\$15700	\$18181	

PISA | CONFERENCE | RECTANGLE | BARHEIGHT

RECTANGLE

Model Number	Table Top Size	Number of Legs	Table Height	Shpg. Wght	LAMINATE TOP ASSORTED EDGES								VENEER TOP	
					GRP1	GRP2	GRP3	GRP4	GRP5	GRP6	GRP7	GRP8	GRP9	
PSAH4272	42X72	4	42"	129	N/A	\$4691	\$5001	\$5931	\$5948	\$6609	\$7399	\$10847	\$12681	
PSAH4296	42X96	4	42"	160	N/A	\$4940	\$5313	\$6392	\$6409	\$7163	\$8064	\$11550	\$13351	
PSAH4872	48X72	4	42"	142	N/A	\$4778	\$5114	\$6104	\$6121	\$6822	\$7655	\$11103	\$12910	
PSAH4896	48X96	4	42"	178	N/A	\$5456	\$5841	\$6990	\$7007	\$7807	\$8769	\$12690	\$14741	

Note: Other bar height sizes available. Call for pricing.

OPTIONS

Add upcharge to list price and code to model number

CH	Counter Table Height - 36"	\$262	per table	SLG	Self-Leveling Glide	\$11	per glide
----	----------------------------	-------	-----------	-----	---------------------	------	-----------

POST

Post tables offer some classic and unique table top shapes, that are great for focused or group activities for training room spaces. It has additional lower heights for children's applications and two leg designs of square or round legs.



24" SQUARE CAFÉ TABLE



48X72" CONFERENCE TABLE

ORDERING INFORMATION

- | | |
|--------------------------|-------------------------------|
| 1) Series Name | 6) Laminate Selection and No. |
| 2) Model Number | 7) Edge Style Code and Color |
| 3) Size | 8) Optional Items |
| 4) Quantity | |
| 5) Leg Powder Coat Color | |

BASE SPECIFICATIONS

Café Legs: The Post leg is made with 2", 14 gauge steel tubing. Round leg is standard, square leg is optional.

Conference Legs: The Post Conference leg is made with 3", 14 gauge round steel tubing.

Plate: 2" x 4" or 8" x 8" stamped metal plate

Glides: Adjustable steel glides

Assembly: Post base is a completely welded one piece base, no tie-rod assembly. The top plate is welded to the vertical column. Base mounts to tabletop with 1/4-20 x 1" machine screws into metal inserts in top; NO WOOD SCREWS ARE USED. For tables over 72" in length, two heavy duty steel stretcher bars are provided.

STANDARD BASE FINISHES

Round Leg: Standard Powder Coat

OPTIONAL BASE FINISHES

Round Leg: Polished Chrome

Square Leg: Standard Powder Coat



ROUND LEG

TABLE TOP SPECIFICATIONS

Table Tops

Table top core is CARB Phase I & Phase II Compliant. Laminate, wood veneer and phenolic backing are glued with water based adhesives.

Easy-Fold Mechanism

Lightweight, heavy-duty, and very easy to operate. On folding models, lightweight designer-styled mechanism offers soft visual aesthetics ("non-industrial look"), consists of a nylon injection molded housing, cast aluminum pivot and metal locking slider. Rigid, taper locking design is activated by single lever that also locks in folded position. Legs fold flat and can be stored horizontally. ANSI/BIFMA tested. Round legs are only available on folding.

COLOR / EDGE SELECTIONS

Laminate/Veneer Selections

ERG offers over 1000 standard laminate choices from Nevamar, Wilsonart, Formica and Pionite. Wood veneer is available in transparent stain colors - custom stain matching available for an upcharge.

Edge Selections


ERG offers a wide variety of table top edge materials including PVC, wood, aluminum and resin/urethane.

Special Edge Note: When ganging or butting tables together, ERG recommends using 3MM flat edge or flat wood edge. Square tables using **T-MOLD** edge will have a 3" radius on all corners.

OPTIONS

- CODE: SL - 2" Square Post Legs
- CODE: CAS3 - 3" Locking Casters - Black
- CODE: GD3 - Flat Ganging Device for Café & Training Tables
- CODE: STH - Special Table Height (other than 29")
- CODE: PC - Polished Chrome Legs (round leg only)
- CODE: RAD - 3" Radius Corners for 3MM Edge
- CODE: SLG - Self-Leveling Glide
- CODE: COT - Oval table top
- CODE: CBT - Boat table top
- CODE: CAT - Almost Rectangle Table Top

Note: When ordering modesty panel, table and panel must have 3MM edge.



SQUARE LEG



BLACK LOCKING CASTERS



FLAT GANGING DEVICE



POLISHED CHROME LEGS



SELF LEVELING GLIDE

OPTIONAL CONFERENCE TABLE SHAPES



OVAL TOP
CODE: COT



BOAT TOP
CODE: CBT



ALMOST RECTANGLE TOP
CODE: CAT



48" ALMOST SQUARE CAFÉ TABLE
SHOWN WITH OPTIONAL SQUARE LEGS

MODEL / DESCRIPTION / LIST PRICING

POST | CAFÉ | ROUND



ROUND

Model Number	TableTop Size	Number of Legs	Table Height	Shpg. Wght	LAMINATE TOP ASSORTED EDGES							VENEER TOP	
					GRP1	GRP2	GRP3	GRP4	GRP5	GRP6	GRP7	GRP8	GRP9
PT24D	24"Dia.	4	29"	32	\$724	\$736	\$755	\$822	\$956	\$1070	\$1207	\$1722	\$1987
PT30D	30"Dia.	4	29"	43	\$922	\$936	\$965	\$1054	\$1234	\$1383	\$1564	\$2205	\$2530
PT36D	36"Dia.	4	29"	53	\$989	\$1010	\$1053	\$1162	\$1379	\$1559	\$1780	\$2416	\$2721
PT42D	42"Dia.	4	29"	72	\$1168	\$1199	\$1285	\$1443	\$1759	\$2024	\$2341	\$2973	\$3222
PT48D	48"Dia.	4	29"	86	\$1349	\$1384	\$1495	\$1685	\$2069	\$2390	\$2774	\$3467	\$3719
PT54D	54"Dia.	4	29"	101	\$1625	\$1669	\$1811	\$2055	\$2540	\$2945	\$3431	\$4214	\$4471
PT60D	60"Dia.	4	29"	118	\$1762	\$1811	\$1989	\$2270	\$2830	\$3300	\$3861	\$4638	\$4854

POST | CAFÉ | SQUARE



SQUARE

Model Number	TableTop Size	Number of Legs	Table Height	Shpg. Wght	LAMINATE TOP ASSORTED EDGES							VENEER TOP	
					GRP1	GRP2	GRP3	GRP4	GRP5	GRP6	GRP7	GRP8	GRP9
PT24S	24" Sq.	4	29"	40	\$850	\$861	\$872	\$944	\$1084	\$1201	\$1342	\$1987	\$2332
PT2430S	24x30Sq.	4	29"	49	\$893	\$906	\$929	\$1011	\$1176	\$1312	\$1478	\$2120	\$2451
PT30S	30" Sq.	4	29"	54	\$922	\$936	\$965	\$1054	\$1234	\$1383	\$1564	\$2205	\$2530
PT36S	36" Sq.	4	29"	67	\$989	\$1010	\$1053	\$1162	\$1379	\$1559	\$1780	\$2416	\$2721
PT42S	42" Sq.	4	29"	90	\$1200	\$1227	\$1311	\$1470	\$1788	\$2051	\$2367	\$3033	\$3301
PT48S	48" Sq.	4	29"	107	\$1408	\$1442	\$1548	\$1740	\$2124	\$2443	\$2826	\$3095	\$3437
PT54S	54" Sq.	4	29"	126	\$1625	\$1669	\$1811	\$2055	\$2540	\$2945	\$3431	\$4214	\$4471
PT60S	60" Sq.	4	29"	148	\$1762	\$1811	\$1989	\$2270	\$2830	\$3300	\$3861	\$4638	\$4854

POST | CAFÉ | ALMOST SQUARE



ALMOST SQUARE TOP

Model Number	TableTop Size	Number of Legs	Table Height	Shpg. Wght	LAMINATE TOP ASSORTED EDGES							VENEER TOP	
					GRP1	GRP2	GRP3	GRP4	GRP5	GRP6	GRP7	GRP8	GRP9
PT48AS	48" x 48"	4	29"	107	NA	\$1822	\$2011	\$2303	NA	\$3371	\$3953	\$4024	\$4274
PT54AS	54" x 54"	4	29"	126	NA	\$2039	\$2267	\$2606	NA	\$3852	\$4531	\$5301	\$5451
PT60AS	60" x 60"	4	29"	148	NA	\$2240	\$2514	\$2907	NA	\$4348	\$5132	\$5897	\$5986

OPTIONS

Add upcharge to list price and code to model number

CAS3	3" Locking Casters - Black	\$34	ea.
GD3	Flat Ganging Device for Café & Training Tables	\$137	per pair
STH	Special Table Height (other than 29")	\$66	per leg

SL	Square Leg/Column	\$141	per leg
PC	Polished Chrome (round leg only)	\$90	per leg
RAD	3" Radius Corners for 3MM Edge	\$262	per table
SLG	Self-Leveling Glide	\$11	per glide



30X60" RECTANGLE TRAINING TABLE
SHOWN WITH OPTIONAL CASTERS
AND SQUARE LEGS

MODEL / DESCRIPTION / LIST PRICING

POST | TRAINING | RECTANGLE



RECTANGLE

Model Number	TableTop Size	Number of Legs	Table Height	Shpg. Wght	LAMINATE TOP ASSORTED EDGES							VENEER TOP	
					GRP1	GRP2	GRP3	GRP4	GRP5	GRP6	GRP7	GRP8	GRP9
PT2448	24X48	4	29"	70	\$1009	\$1027	\$1066	\$1172	\$1383	\$1559	\$1773	\$2444	\$2772
PT2460	24X60	4	29"	79	\$1055	\$1076	\$1124	\$1243	\$1480	\$1678	\$1915	\$2583	\$2898
PT2472	24X72	4	29"	88	\$1187	\$1210	\$1263	\$1396	\$1659	\$1876	\$2137	\$2903	\$3265
PT2484	24X84	4	29"	97	\$1366	\$1394	\$1462	\$1619	\$1932	\$2196	\$2511	\$3365	\$3756
PT2496	24X96	4	29"	106	\$1671	\$1702	\$1777	\$1948	\$2289	\$2574	\$2913	\$3799	\$4199
PT3048	30X48	4	29"	79	\$1029	\$1052	\$1105	\$1225	\$1463	\$1664	\$1904	\$2540	\$2832
PT3060	30X60	4	29"	118	\$1084	\$1109	\$1175	\$1310	\$1581	\$1805	\$2077	\$2712	\$2985
PT3072	30X72	4	29"	147	\$1287	\$1314	\$1380	\$1532	\$1831	\$2081	\$2381	\$3178	\$3540
PT3084	30X84	4	29"	113	\$1479	\$1510	\$1597	\$1779	\$2137	\$2439	\$2798	\$3682	\$4071
PT3096	30X96	4	29"	158	\$1763	\$1799	\$1897	\$2094	\$2485	\$2810	\$3205	\$4087	\$4457
PT3660	36X60	4	29"	131	\$1244	\$1272	\$1349	\$1503	\$1811	\$2070	\$2381	\$3111	\$3425
PT3672	36X72	4	29"	163	\$1310	\$1341	\$1431	\$1603	\$1949	\$2237	\$2582	\$3309	\$3606
PT3684	36X84	4	29"	129	\$1492	\$1529	\$1641	\$1849	\$2261	\$2606	\$3018	\$3805	\$4105
PT3696	36X96	4	29"	176	\$1783	\$1826	\$1955	\$2180	\$2631	\$3006	\$3454	\$4241	\$4518

OPTIONS

Add upcharge to list price and code to model number

CAS3	3" Locking Casters - Black	\$34	ea.
GD3	Flat Ganging Device for Café & Training Tables	\$137	per pair
STH	Special Table Height (other than 29")	\$66	per leg

SL	Square Leg/Column	\$141	per leg
PC	Polished Chrome (round leg only)	\$90	per leg
RAD	3" Radius Corners for 3MM Edge	\$262	per table
SLG	Self-Leveling Glide	\$11	per glide



BOOMER TABLE

MODEL / DESCRIPTION / LIST PRICING

POST | TRAINING | TILTED SQUARE



TILETED
SQUARE

Model Number	Table Top Size	Number of Legs	Table Height	Shpg. Wght	LAMINATE TOP EDGES		
					2B	3A	4B
PTTSQ	36" x 52"	4	29"	85	\$1203	\$1414	\$1593

POST | TRAINING | BOWED TRAPEZOID



BOWED
TRAPEZOID

Model Number	Table Top Size	Number of Legs	Table Height	Shpg. Wght	LAMINATE TOP EDGES		
					2B	3A	4B
PTTZD	28" x 60"	4	29"	90	\$1219	\$1434	\$1618

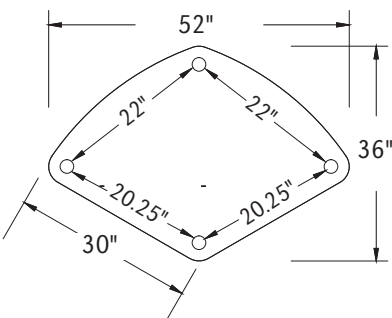
POST | TRAINING | BOOMER



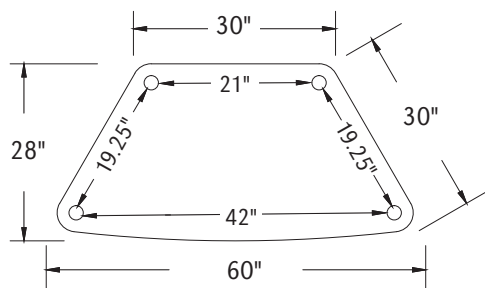
BOOMER

Model Number	Table Top Size	Number of Legs	Table Height	Shpg. Wght	LAMINATE TOP EDGES		
					2B	3A	4B
PTBMR	42" x 66"	5	29"	102	\$1476	\$1726	\$1941

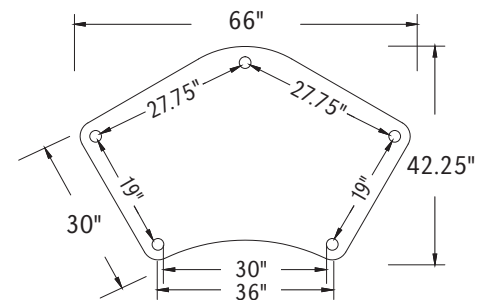
Note: These special shapes are available in 3 edge choices only.



TILETED SQUARE



TRAPEZOID



BOOMER

OPTIONS

Add upcharge to list price and code to model number

CAS3	3" Locking Casters - Black	\$34	ea.
GD3	Flat Ganging Device for Café & Training Tables	\$137	per pair
STH	Special Table Height (other than 29")	\$66	per leg

SL	Square Leg/Column	\$141	per leg
PC	Polished Chrome (round leg only)	\$90	per leg
SLG	Self-Leveling Glide	\$11	per glide



SQUARE FOLDING TABLE

MODEL / DESCRIPTION / LIST PRICING

POST | FOLDING | ROUND



ROUND

Model Number	Table Top Size	Number of Legs	Table Height	Shpg. Wght	LAMINATE TOP ASSORTED EDGES								VENEER TOP	
					GRP 1	GRP 2	GRP 3	GRP 4	GRP 5	GRP 6	GRP 7	GRP 8	GRP 9	
PF48D	48" Dia.	4	29"	114	\$2472	\$2531	\$2545	\$2681	\$3094	\$3439	\$3853	\$5661	\$6627	
PF54D	54" Dia.	4	29"	129	\$2492	\$2556	\$2566	\$2707	\$3133	\$3486	\$3910	\$5719	\$6677	
PF60D	60" Dia.	4	29"	147	\$2807	\$2893	\$2972	\$3173	\$3770	\$4267	\$4865	\$6652	\$7524	

POST | FOLDING | SQUARE



SQUARE

Model Number	Table Top Size	Number of Legs	Table Height	Shpg. Wght	LAMINATE TOP ASSORTED EDGES								VENEER TOP	
					GRP 1	GRP 2	GRP 3	GRP 4	GRP 5	GRP 6	GRP 7	GRP 8	GRP 9	
PF42S	42" Sq.	4	29"	113	\$2305	\$2355	\$2330	\$2441	\$2763	\$3032	\$3354	\$5172	\$6189	
PF48S	48" Sq.	4	29"	130	\$2431	\$2489	\$2491	\$2620	\$3013	\$3339	\$3730	\$5537	\$6519	
PF54S	54" Sq.	4	29"	149	\$2606	\$2674	\$2714	\$2876	\$3363	\$3767	\$4253	\$6053	\$6982	
PF60S	60" Sq.	4	29"	171	\$2837	\$2926	\$3013	\$3217	\$3827	\$4343	\$4958	\$6746	\$7604	

POST | FOLDING | RECTANGLE



RECTANGLE

Model Number	Table Top Size	Number of Legs	Table Height	Shpg. Wght	LAMINATE TOP ASSORTED EDGES								VENEER TOP	
					GRP 1	GRP 2	GRP 3	GRP 4	GRP 5	GRP 6	GRP 7	GRP 8	GRP 9	
PF3060	30 X 60	4	29"	106	\$2475	\$2536	\$2552	\$2686	\$3104	\$3449	\$3866	\$5673	\$6640	
PF3072	30 X 72	4	29"	118	\$2563	\$2628	\$2660	\$2815	\$3278	\$3663	\$4123	\$5929	\$6870	
PF3084	30 X 84	4	29"	147	\$2722	\$2805	\$2867	\$3052	\$3604	\$4062	\$4617	\$6409	\$7302	
PF3096	30 X 96	4	29"	158	\$2989	\$3072	\$3145	\$3336	\$3908	\$4388	\$4963	\$6754	\$7633	
PF3660	36 X 60	4	29"	118	\$2601	\$2671	\$2710	\$2874	\$3356	\$3762	\$4247	\$6047	\$6977	
PF3672	36 X 72	4	29"	131	\$2700	\$2781	\$2840	\$3017	\$3556	\$4006	\$4546	\$6340	\$7238	
PF3684	36 X 84	4	29"	163	\$2830	\$2919	\$3002	\$3205	\$3815	\$4322	\$4932	\$6721	\$7582	
PF3696	36 X 96	4	29"	176	\$3153	\$3250	\$3354	\$3575	\$4240	\$4792	\$5455	\$7241	\$8070	



Detail of Folding Mechanism

Note: Folding legs are only available with round column.

OPTIONS

Add upcharge to list price and code to model number

CAS3	3" Mobile Casters	\$34	ea.
GD3	Flat Ganging Device for Café & Training Tables	\$137	per pair
STH	Special Table Height (other than 29")	\$66	per leg

PC	Polished Chrome (round leg only)	\$90	per leg
RAD	3" Radius Corners for 3MM Edge	\$262	per table
SLG	Self-Leveling Glide	\$11	per glide

MODEL / DESCRIPTION / LIST PRICING

POST | CONFERENCE | RECTANGLE



Model Number	TableTop Size	Number ofLegs	Table Height	Shpg. Wght	LAMINATETOPASSORTEDEGES							VENEERTOP	
					GRP1	GRP2	GRP3	GRP4	GRP5	GRP6	GRP7	GRP8	GRP9
PC4272	42X72	4	29"	207	\$2506	\$2649	\$2815	\$3328	\$4549	\$4869	\$5512	\$8319	\$10584
PC4284	42X84	4	29"	234	\$2678	\$2837	\$3034	\$3611	\$4981	\$5344	\$6065	\$9030	\$11397
PC4296	42X96	4	29"	262	\$3075	\$3251	\$3480	\$4123	\$5641	\$6041	\$6840	\$9963	\$12441
PC4872	48X72	4	29"	220	\$2627	\$2781	\$2969	\$3527	\$4850	\$5198	\$5897	\$8813	\$11152
PC4884	48X84	4	29"	234	\$2975	\$3149	\$3363	\$3993	\$5494	\$5891	\$6681	\$9984	\$12631
PC4896	48X96	4	29"	280	\$3387	\$3578	\$3824	\$4525	\$6187	\$6624	\$7502	\$10975	\$13739
PC48108*	48X108	6	29"	310	\$3719	\$3926	\$4198	\$4966	\$6789	\$7270	\$8228	\$12075	\$15136
PC48120*	48X120	6	29"	340	\$3904	\$4132	\$4435	\$5274	\$7257	\$7780	\$8825	\$12841	\$16015
PC48144*	48X144	6	29"	380	\$4565	\$4833	\$5182	\$6149	\$8455	\$9063	\$10277	\$15036	\$18808
PC6096	60X96	4	29"	316	\$3715	\$3939	\$4244	\$5067	\$7015	\$7525	\$8550	\$12326	\$15291
PC60108*	60X108	6	29"	351	\$4156	\$4410	\$4761	\$5688	\$7893	\$8474	\$9633	\$13880	\$17216
PC60120*	60X120	6	29"	385	\$4367	\$4643	\$5033	\$6040	\$8431	\$9058	\$10316	\$14757	\$18221
PC60144*	60X144	6	29"	410	\$5276	\$5604	\$6064	\$7270	\$10129	\$10884	\$12390	\$17834	\$22095

* Asterisk after model number indicates 2 piece tops with center seam for tables over 96"

POST | CONFERENCE | RACETRACK



Model Number	TableTop Size	Number ofLegs	Table Height	Shpg. Wght	LAMINATETOPASSORTEDEGES							VENEERTOP	
					GRP1	GRP2	GRP3	GRP4	GRP5	GRP6	GRP7	GRP8	GRP9
PC4272RT	42X72	4-3"	29"	207	\$2842	\$3014	\$3242	\$3878	\$5388	\$5786	\$6582	\$9698	\$12164
PC4284RT	42X84	4-3"	29"	234	\$3011	\$3204	\$3465	\$4162	\$5821	\$6260	\$7135	\$10403	\$12980
PC4296RT	42X96	4-3"	29"	262	\$3183	\$3391	\$3682	\$4444	\$6256	\$6731	\$7684	\$11114	\$13794
PC4872RT	48X72	4-3"	29"	220	\$2959	\$3146	\$3395	\$4076	\$5692	\$6116	\$6966	\$10188	\$12734
PC4884RT	48X84	4-3"	29"	250	\$3308	\$3514	\$3791	\$4545	\$6336	\$6807	\$7750	\$11360	\$14213
PC4896RT	48X96	4-3"	29"	280	\$3819	\$4054	\$4381	\$5239	\$7281	\$7816	\$8891	\$12763	\$15793
PC48108RT*	48X108	6-3"	29"	310	\$4119	\$4365	\$4711	\$5627	\$7799	\$8370	\$9512	\$13725	\$17037
PC48120RT*	48X120	6-3"	29"	340	\$4304	\$4572	\$4951	\$5931	\$8266	\$8882	\$10111	\$14490	\$17915
PC48144RT*	48X144	6-3"	29"	380	\$4966	\$5270	\$5693	\$6809	\$9464	\$10163	\$11562	\$16686	\$20708
PC6096RT	60X96	4-3"	29"	316	\$4112	\$4379	\$4760	\$5727	\$8020	\$8625	\$9833	\$13976	\$17187
PC60108RT*	60X108	6-3"	29"	351	\$4555	\$4849	\$5275	\$6347	\$8902	\$9573	\$10920	\$15533	\$19113
PC60120RT*	60X120	6-3"	29"	385	\$4702	\$5008	\$5460	\$6590	\$9271	\$9975	\$11386	\$16132	\$19803
PC60144RT*	60X144	6-3"	29"	410	\$6192	\$6613	\$7242	\$8782	\$12444	\$13405	\$15332	\$21617	\$26447

* Asterisk after model number indicates 2 piece tops with center seam for tables over 96"

OPTIONS

Add upcharge to list price and code to model number

GD3	Flat Ganging Device for Café & Training Tables	\$137	per pair
COT	Oval table top - add to rectangle top price	add 20%	
CBT	Boat table top - add to rectangle top price	add 25%	
PC	Polished Chrome (round leg only)	\$90	per leg

STH	Special Table Height (other than 29")	\$66	per leg
RAD	Radius Corners for 3MM Edge	\$262	per table
CAT	Almost Rectangle table top	add 25%	
SLG	Self-Leveling Glide	\$11	per glide



POST JR. 30" SQUARE TABLE



POST JR. 30" ROUND TABLE

ORDERING INFORMATION

- | | |
|-----------------|-------------------------------|
| 1) Series Name | 5) Powder Coat Paint Color |
| 2) Model Number | 6) Laminate Selection and No. |
| 3) Size | 7) Edge Style Code and Color |
| 4) Quantity | 8) Optional Items |

BASE SPECIFICATIONS

Legs: The Post Jr. leg is made with 2", 14 gauge round steel tubing.

Plate: 2" x 4" stamped metal plate

Glides: Adjustable steel glides

Assembly: Post base is a completely welded one piece base, no tie-rod assembly. The top plate is welded to the vertical column. Base mounts to tabletop with 1/4-20 x 1" machine screws into metal inserts in top; NO WOOD SCREWS ARE USED.

STANDARD BASE FINISHES

Metal Legs: Standard Powder Coat

TABLE TOP SPECIFICATIONS

Table Tops

Table top core is CARB Compliant 1.25" particle board. Laminate and phenolic backing are glued with water based adhesives.

COLOR / EDGE SELECTIONS

Laminate/Veneer Selections

ERG offers over 1000 standard laminate choices from Nevamar, Wilsonart, Formica and Pionite. Wood veneer is available in transparent stain colors - custom stain matching available for an upcharge.

Edge Selections

ERG offers a wide variety of table top edge materials including PVC, wood, aluminum and resin/urethane.

Special Edge Note: When ganging or butting tables together, ERG recommends using 3MM flat edge or flat wood edge. Square tables using **T-MOLD** edge will have a 3" radius on all corners.

OPTIONS

- CODE: CAS3 - 3" Black Locking Casters
- CODE: GD - Flat Ganging Device for Café & Training Tables
- CODE: STH - Special Table Height (other than 20" or 24")
- CODE: SLG - Self-Leveling Glide



BLACK LOCKING CASTERS



POST JR. 36" ROUND TABLE,
SHOWN WITH 24"H AND ELLIOT JR. CHAIRS



POST JR. 30" SQUARE TABLE, SHOWN
WITH 20"H AND BENTON JR. CHAIRS

MODEL / DESCRIPTION / LIST PRICING

POST | JUNIOR | SQUARE



SQUARE

Model Number	Table Top Size	Number of Legs	Table Height	Shpg. Wght	LAMINATE TOP ASSORTED EDGES			
					GRP1	GRP2	GRP3	GRP4
1357	30"x30"	4	20"	48	\$1001	\$1051	\$1128	\$1593

POST | JUNIOR | ROUND



ROUND

Model Number	Table Top Size	Number of Legs	Table Height	Shpg. Wght	LAMINATE TOP ASSORTED EDGES			
					GRP 1	GRP 2	GRP 3	GRP 4
1358	30" D	4	20"	40	\$990	\$1040	\$1116	\$1571
1359	36" D	4	24"	50	\$1051	\$1110	\$1277	\$1815

OPTIONS

Add upcharge to list price and code to model number

CAS3	Black Locking Casters	\$34	ea.
GD3	Flat Ganging Device for Café & Training Tables	\$137	per pair

STH	Special Table Height (other than 20" or 24")	\$66	per leg
SLG	Self-Leveling Glide	\$11	per glide

SINGLE POWER APPLICATION



Ashley Uno

- features:
- 1 AC 15 Amp Power Outlets
 - 2 USB 4.2 Amps
 - 72" Power Cord

MODEL

- Black:** 305126.01.04.06
Silver: 305126.01.01.06
White: 305126.01.VV.06

LIST PRICE

\$504



Ashley Duo

- features:
- 2 AC 15 Amp Power Outlets
 - 2 USB 4.2 Amps
 - 72" Power Cord

MODEL

- Black:** 305051.01.04.06
Silver: 305051.01.01.06
White: 305051.01.VV.06

LIST PRICE

\$545



Ashley Trio

- features:
- 3 AC 15 Amp Power Outlets
 - 2 USB 4.2 Amps
 - 1 HDMI Port
 - 72" Power Cord

MODEL

- Black:** 305054.01.04.06/HDMI-KEY-B
Silver: 305054.01.01.06/HDMI-KEY-B
White: 305054.01.VV.06/HDMI-KEY-B

LIST PRICE

\$697

Note: As application constraints may vary with each order, ERG must approve all power applications.
 72" power cord length is standard for all Ashley power and data units.

120" power cord available - please specify when ordering.

MULTIPLE POWER UNIT APPLICATION (DAISY CHAIN)



Ashley Smart Box (required for daisy chain)

- features:
- 144" bracket attachment

MODEL
400022-1-7

LIST PRICE
\$846



Ashley Uno - Daisy Chain Unit

- features:
- 1 AC 15 Amp Power Outlets
 - 2 USB 4.2 Amps
 - 12" daisy chain cord

MODEL
Black: 400080.01.04.01
Silver: 400080.01.01.01
White: 400080.01.VW.01

LIST PRICE
\$496



Ashley Duo - Daisy Chain Unit

- features:
- 2 AC 15 Amp Power Outlets
 - 2 USB 4.2 Amps
 - 12" daisy chain cord

MODEL
Black: 400048.01.04.01
Silver: 400048.01.01.01
White: 400048.01.VW.01

LIST PRICE
\$513



Ashley Trio - Daisy Chain Unit

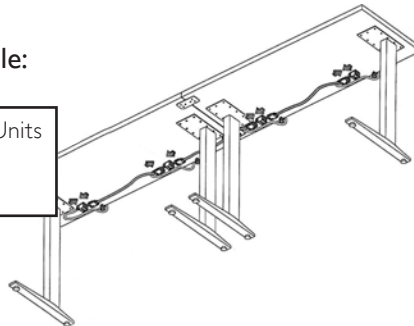
- features:
- 3 AC 15 Amp Power Outlets
 - 2 USB 4.2 Amps
 - 1 HDMI Port
 - 12" daisy chain cord

MODEL
Black: 400051.01.04.01/HDMI-KEY-B
Silver: 400051.01.01.01/HDMI-KEY-B
White: 400051.01.VW.01/HDMI-KEY-B

LIST PRICE
\$722

Daisy Chain order example:

- 4 Ashley Uno Daisy Chain Units
- 3 30" Jumpers
- 1 Ashley Smart Box



JUMPER LENGTHS AVAILABLE BASED ON TABLE SIZE - SEE BELOW

12" - 30" TABLES

	MODEL	LIST PRICE
12" Jumper	400023.1.1	\$129
24" Jumper	400023.1.2	
30" Jumper	400023.1.17	

36" - 60" TABLES

	MODEL	LIST PRICE
36" Jumper	400023.1.18	\$150
48" Jumper	400023.1.4	
60" Jumper	400023.1.6	

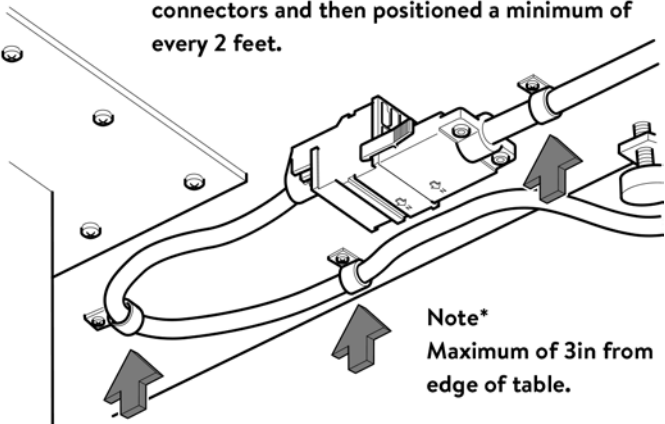
72" - 120" TABLES

	MODEL	LIST PRICE
72" Jumper	400023.1.10	\$176
96" Jumper	400023.1.21	
120" Jumper	400023.1.28	

MULTIPLE POWER UNIT APPLICATION
(DAISY CHAIN INSTALLATION EXAMPLE)

Install Cord Supports

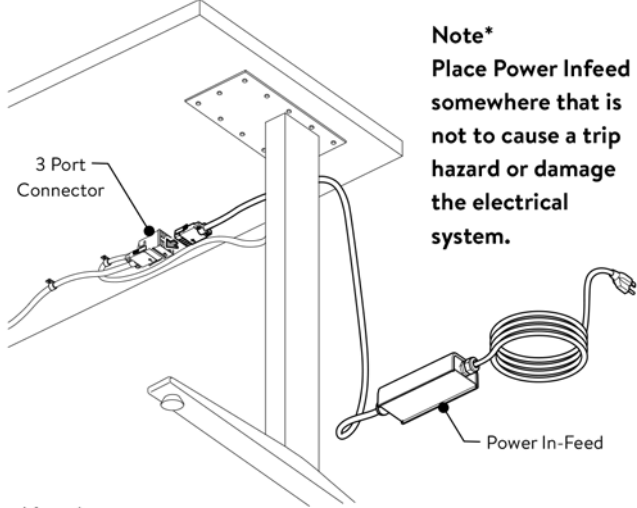
Note*
Cord supports should be located close to connectors and then positioned a minimum of every 2 feet.



Note*
Maximum of 3in from edge of table.

Note*
The cord shall not hang down more than 6 inches below the underside of the table.

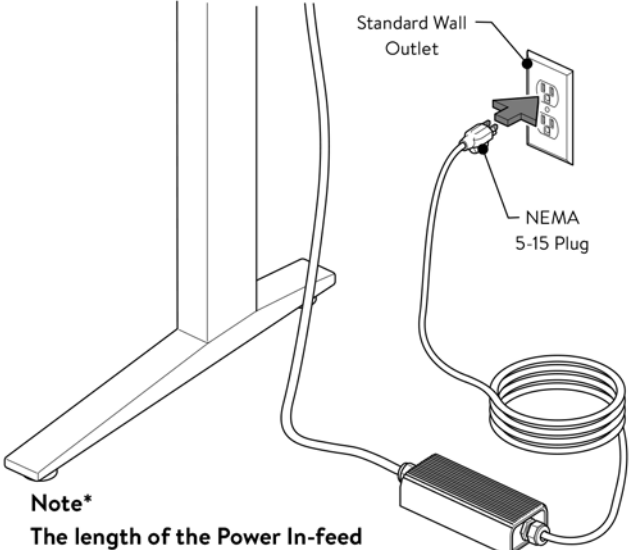
Install Connector End of Power In-Feed into 3-port Connector on any Power Module.



Note*
Place Power Infeed somewhere that is not to cause a trip hazard or damage the electrical system.

Note*
Never use more than one Power In-feed.

Insert NEMA 5-15 Plug into a properly wired/grounded (Non GFCI) Standard Wall Outlet



Note*
The length of the Power In-feed NEMA cord as specified in our Condition of Accountability:



Axil Z Rectangle (power only)

- includes:
- 2 electrical outlets (12 AMP / 120 VOLT)
 - 108" right angle cord
 - Metal

MODEL	LIST PRICE
Fog: AXZ-2-F-RA108	\$635
White: AXZ-2-W-RA108	
Black: AXZ-2-B-RA108	



Axil Z Rectangle (power and USB)

- includes:
- 1 power, 1 USBA, 1 USBC
 - 108" right angle cord
 - Metal

MODEL	LIST PRICE
Fog: AXZ-1IU-F-RA108	\$841
White: AXZ-1IU-W-RA108	
Black: AXZ-1IU-B-RA108	



Axil Z Rectangle (power and USB)

- includes:
- 2 power, 1 USBA, 1 USBC
 - 108" right angle cord
 - Metal

MODEL	LIST PRICE
Black: AXZ-2IU-F-RA108	\$876
Silver: AXZ-2IU-W-RA108	
White: AXZ-2IU-B-RA108	

Additional Cord Lengths	LIST PRICE
36" Cord	\$41
144" Cord	\$58
180" Cord	\$75

Note: As application constraints may vary with each order, ERG must approve all power applications.
Note: If plugging two right angle cords into the same wall outlet, cords will have to be switched to straight plugs.

Placement and Dimensions

For Axil Z power locations, please provide detailed drawing

Option Code: TTC - Table Top Cutout (cutout only, no power unit)
 \$216 list • per cutout, per table
 Custom Cutout • call for quote
 requires diagram and dimensions for approved placement



Cove Rectangle (power only)

- includes:
- 2 electrical outlets (12 AMP / 120 VOLT)
 - 108" 15 AMP single circuit cord
- ETL listed

MODEL

- Black:** COV-2-B-108
Silver: COV-2-S-108
White: COV-2-GW-108

LIST PRICE

\$675



Cove Rectangle (power / convenience outlet)

- includes:
- 2 electrical outlets (12 AMP / 120 VOLT)
 - convenience outlet
 - 108" 15 AMP single circuit cord
- ETL listed

MODEL

- Black:** COV-21-B-108
Silver: COV-21-S-108
White: COV-21-GW-108

LIST PRICE

\$714



Cove Rectangle (power and USB)

- includes:
- 1 electrical outlet (12 AMP / 120 VOLT)
 - 2 USB charging outlets
 - 108" 15 AMP single circuit cord
- ETL listed

MODEL

- Black:** COV-1U-B-108
Silver: COV-1U-S-108
White: COV-1U-GW-108

LIST PRICE

\$849



Cove Rectangle (power and USB)

- includes:
- 2 electrical outlets (12 AMP / 120 VOLT)
 - 2 USB charging outlets
 - 108" 15 AMP single circuit cord
- ETL listed

MODEL

- Black:** COV-2U-B-108
Silver: COV-2U-S-108
White: COV-2U-GW-108

LIST PRICE

\$876



Cove Rectangle (power, USB and conv. outlets)

- includes:
- 2 electrical outlets (12 AMP / 120 VOLT)
 - 2 USB charging outlets
 - 2 convenience outlets
 - 108" 15 AMP single circuit cord
- ETL listed

MODEL

- Black:** COV-22U-B-108
Silver: COV-22U-S-108
White: COV-22U-GW-108

LIST PRICE

\$1106

Additional Cord Lengths

- 36" Cord
144" Cord
180" Cord

LIST PRICE

- \$41
\$58
\$75

Note: As application constraints may vary with each order, ERG must approve all power applications.

Placement and Dimensions

For Cove power locations, please provide detailed drawing

Cove dimensions:

- COV-2 / COV-1U: 5.0" x 2.5"
COV-21 / COV-2U: 5.75" x 2.5"
COV-22U: 7.75" x 2.5"

**Option Code: TTC - Table Top Cutout
(cutout only, no power unit)**

- \$216 list • per cutout, per table
Custom Cutout • call for quote

requires diagram and dimensions for approved placement



Cove Rectangle (power, USB and conv. outlet)

- includes:
- 3 electrical outlets (12 AMP / 120 VOLT)
 - 2 USB charging outlets
 - 1 convenience outlet
 - 108" 15 AMP single circuit cord
- ETL listed

MODEL	LIST PRICE
Black: COV-3IU-B-108	\$1060
Silver: COV-3IU-S-108	
White: COV-3IU-GW-108	



Cove Rectangle (power, USB and RJ45)

- includes:
- 2 electrical outlets (12 AMP / 120 VOLT)
 - 2 USB charging outlets
 - 1 RJ45 cat 6 data jack
 - 108" 15 AMP single circuit cord
- ETL listed


MODEL	LIST PRICE
Black: COV-RJ-2U-B-108	\$832
Silver: COV-RJ-2U-S-108	
White: COV-RJ-2U-GW-108	



Cove Round (power only)

- includes:
- 2 electrical outlets (12 AMP / 120 VOLT)
 - 108" 15 AMP single circuit cord
- ETL listed


MODEL	LIST PRICE
Black: COV-R-2-B-108	\$551
Silver: COV-R-2-S-108	
White: COV-R-2-GW-108	



Cove Round (power and USB)

- includes:
- 1 electrical outlet (12 AMP / 120 VOLT)
 - 2 USB charging outlets
 - 108" 15 AMP single circuit cord
- ETL listed

MODEL	LIST PRICE
Black: COV-R-1U-B-108	\$781
Silver: COV-R-1U-S-108	
White: COV-R-1U-GW-108	



Cove Round (power and USB)

- includes:
- 2 electrical outlets (12 AMP / 120 VOLT)
 - 2 USB charging outlets
 - 108" 15 AMP single circuit cord
- ETL listed

MODEL	LIST PRICE
Black: COV-R-2U-B-108	\$786
Silver: COV-R-2U-S-108	
White: COV-R-2U-GW-108	

Additional Cord Lengths	LIST PRICE
36" Cord	\$41
144" Cord	\$58
180" Cord	\$75

Note: As application constraints may vary with each order, ERG must approve all power applications.

Placement and Dimensions

For Cove power locations, please provide detailed drawing

Cove dimensions:
COV3IU: 7.75" x 2.5"
COVRJ: 7.25" x 2.5"

Cove Round dimensions:
COV-R-2 / COV-R-1U: 5.25" diameter
COV-R-2U: 6" diameter

Option Code: TTC - Table Top Cutout
(cutout only, no power unit)
\$216 list • per cutout, per table
Custom Cutout • call for quote
requires diagram and dimensions for approved placement



Cove Mini - Round (power only)

- includes:
- 2 electrical outlets (12 AMP / 120 VOLT)
 - 108" 15 AMP single circuit cord
- ETL listed

MODEL **LIST PRICE**

- Black:** COV-SM-R-2-B-108 \$460
Silver: COV-SM-R-2-S-108
White: COV-SM-R-2-GW-108



Cove Mini - Round (power and USB)

- includes:
- 1 electrical outlet (12 AMP / 120 VOLT)
 - 2 USB charging outlets
 - 108" 15 AMP single circuit cord
- ETL listed

MODEL **LIST PRICE**

- Black:** COV-SM-R-IU-B-108 \$651
Silver: COV-SM-R-IU-S-108
White: COV-SM-R-IU-GW-108



Cove Mini - Rectangle (power only)

- includes:
- 2 electrical outlets (12 AMP / 120 VOLT)
 - 108" 15 AMP single circuit cord
- ETL listed

MODEL **LIST PRICE**

- Black:** COV-SM-2-B-108 \$384
Silver: COV-SM-2-S-108
White: COV-SM-2-GW-108



Cove Mini - Rectangle (power and USB)

- includes:
- 1 electrical outlet (12 AMP / 120 VOLT)
 - 2 USB charging outlets
 - 108" 15 AMP single circuit cord
- ETL listed

MODEL **LIST PRICE**

- Black:** COV-SM-IU-B-108 \$574
Silver: COV-SM-IU-S-108
White: COV-SM-IU-GW-108

Additional Cord Lengths

LIST PRICE

- | | |
|-----------|------|
| 36" Cord | \$41 |
| 144" Cord | \$58 |
| 180" Cord | \$75 |

Note: As application constraints may vary with each order, ERG must approve all power applications.

Placement and Dimensions

For Cove power locations, please provide detailed drawing

Cove Mini dimensions:

COV-SM-R-2 / COV-SM-R-IU: 4" diameter

COV-SM-2 / COV-SM-IU: 3.75" x 2.25"

Option Code: TTC - Table Top Cutout (cutout only, no power unit)
 \$216 list • per cutout, per table
 Custom Cutout • call for quote
 requires diagram and dimensions for approved placement



Dean Z Rectangle (power only)

- includes:
- 2 power
 - 108" right angle cord
 - Plastic

MODEL

- Fog:** DEZ-2-F-RA108
White: DEZ-2-W-RA108
Black: DEZ-2-B-RA108

LIST PRICE

\$607



Dean Z Rectangle (power and USB)

- includes:
- 1 power, 1 USB A, 1 USB C
 - 108" right angle cord
 - Plastic

MODEL

- Fog:** DEZ-1IU-F-RA108
White: DEZ-1IU-W-RA108
Black: DEZ-1IU-B-RA108

LIST PRICE

\$812



Dean Z Rectangle (power and USB)

- includes:
- 2 power, 1 USB A, 1 USB C
 - 108" right angle cord
 - Plastic

MODEL

- Fog:** DEZ-2IU-F-RA108
White: DEZ-2IU-W-RA108
Black: DEZ-2IU-B-RA108

LIST PRICE

\$848



Dean Z Rectangle (power and USB)

- includes:
- 2 power, 1 USB A, 1 USB C, 1 RJ45 CAT 6
 - 108" right angle cord
 - Plastic

MODEL

- Fog:** DEZ-2IU-ID-F-RA108
White: DEZ-2IU-ID-W-RA108
Black: DEZ-2IU-ID-B-RA108

LIST PRICE

\$1026



Dean Z Rectangle (power and USB)

- includes:
- 3 power, 2 USB A, 1 RJ45 CAT 6
 - 108" right angle cord
 - Plastic

MODEL

- Fog:** DEZ-3IU-ID-F-RA108
White: DEZ-3IU-ID-W-RA108
Black: DEZ-3IU-ID-B-RA108

LIST PRICE

\$1062

Additional Cord Lengths

- 36" Cord
- 144" Cord
- 180" Cord

LIST PRICE

- \$41
- \$58
- \$75

Note: As application constraints may vary with each order, ERG must approve all power applications.
Note: If plugging two right angle cords into the same wall outlet, cords will have to be switched to straight plugs.

Placement and Dimensions

For Dean Z power locations, please provide detailed drawing

Option Code: TTC - Table Top Cutout (cutout only, no power unit)
\$216 list • per cutout, per table
Custom Cutout • call for quote
requires diagram and dimensions for approved placement



Villa (power only)

- includes:
- 2 electrical outlets (15 AMP / 125 VOLT)
 - 2 knockouts for RJ45 cat 6 data
 - 1 convenience receptacle
 - 72" 15 AMP single circuit cord
 - 4 cable clamps
- UL/ETL listed

MODEL

Black Finish
VIL-C-DKO-B-72 (power unit)
VIL-GROM-F-B (flush lid grommet)

LIST PRICE
(includes grommet)

\$460

Silver Finish

VIL-C-DKO-S-72 (power unit)
VIL-GROM-F-S (flush lid grommet)

\$460



Villa (power and data)

- includes:
- 2 electrical outlets (15 AMP / 125 VOLT)
 - 2 RJ45 cat 6 data jacks
 - 1 convenience receptacle
 - 72" 15 AMP single circuit cord
 - 4 cable clamps
- UL/ETL listed

MODEL

Black Finish
VIL-C-D-B-72 (power unit)
VIL-GROM-F-B (flush lid grommet)

LIST PRICE
(includes grommet)

\$693

Silver Finish

VIL-C-D-S-72 (power unit)
VIL-GROM-F-S (flush lid grommet)

\$693



Villa (power, data and A/V)

- includes:
- 2 electrical outlets (15 AMP / 125 VOLT)
 - 1 RJ45 cat 6 data jack
 - 1 mini stereo
 - 1 15-pin HD VGA f/f
 - 1 convenience receptacle
 - 72" 15 AMP single circuit cord
 - 4 cable clamps
- UL/ETL listed

MODEL

Black Finish
VIL-C-V-B-72 (power unit)
VIL-GROM-F-B (flush lid grommet)

LIST PRICE
(includes grommet)

\$775

Silver Finish

VIL-C-V-S-72 (power unit)
VIL-GROM-F-S (flush lid grommet)

\$775



Villa (power, data and USB)

- includes:
- 2 electrical outlets (15 AMP / 125 VOLT)
 - 2 RJ45 cat 6 data jacks
 - 2 USB charging outlets
 - 1 convenience receptacle
 - 72" 15 AMP single circuit cord
 - 4 cable clamps
- UL/ETL listed

MODEL

Black Finish
VIL-C-U-D-B-72 (power unit)
VIL-GROM-F-B (flush lid grommet)

LIST PRICE
(includes grommet)

\$904

Silver Finish

VIL-C-U-D-S-72 (power unit)
VIL-GROM-F-S (flush lid grommet)

\$904

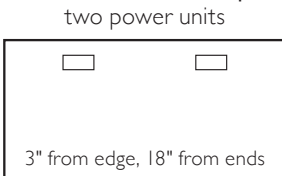
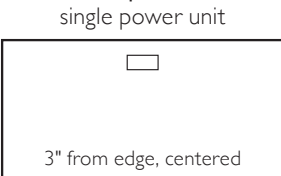
Additional Cord Lengths

Additional Cord Lengths	LIST PRICE
36" Cord	\$41
108" Cord	\$41
144" Cord	\$58
180" Cord	\$75

Note: As application constraints may vary with each order, ERG must approve all power applications.

Placement and Dimensions

Standard placements below, for custom locations, please provide detailed drawing.



Villa dimensions:
Grommet:
3.39" x 5.68"
Power Unit:
3.20" x 8.63" x 2.25"

Option Code: TTC - Table Top Cutout
(cutout only, no power unit)
\$216 list • per cutout, per table
Custom Cutout • call for quote
requires diagram and dimensions for approved placement

Note: When ordering kits, table length must be specified.



Villa Daisy Link™ Kit (power only)

- includes:
- 2 electrical outlets (15 AMP / 125 VOLT)
 - 2 data knockouts
 - 1 hardwire, 2 circuit cord (20 AMP)
 - 1 FM cable
 - 1 FF cable
 - 4 cable clamps
- Power Base is UL listed

MODEL	LIST PRICE
Black Finish	(includes kit & flush lid grommet)
VIF-41-DKOB-___-K (power unit kit)	\$614
VIF-41-DKOB-___-DK (double kit)	\$1153
Silver Finish	
VIF-41-DKOS-___-K (power unit kit)	\$614
VIF-41-DKOS-___-DK (double kit)	\$1153



Villa Daisy Link™ Kit (power and data)

- includes:
- 2 electrical outlets (15 AMP / 125 VOLT)
 - 2 RJ45 cat 6 data jacks
 - 1 hardwire, 2 circuit cord (20 AMP)
 - 1 FM cable
 - 1 FF cable
 - 4 cable clamps
- Power Base is UL listed

MODEL	LIST PRICE
Black Finish	(includes kit & flush lid grommet)
VIF-4-I-D-B-___-K (power unit kit)	\$807
VIF-4-I-D-B-___-DK (double kit)	\$1342
Silver Finish	
VIF-4-I-D-S-___-K (power unit kit)	\$807
VIF-4-I-D-S-___-DK (double kit)	\$1342



Villa Daisy Link™ Kit (power and USB)

- includes:
- 2 electrical outlets (15 AMP / 125 VOLT)
 - 2 USB charging outlets
 - 2 data knockouts
 - 1 FM cable
 - 1 FF cable
 - 4 cable clamps
- Power Base is UL listed

MODEL	LIST PRICE
Black Finish	(includes kit & flush lid grommet)
VIF-4IUDKOB-___-K (power unit kit)	\$845
VIF-4IUDKOB-___-DK (double kit)	\$1614
Silver Finish	
VIF-4IUDKOS-___-K (power unit kit)	\$845
VIF-4IUDKOS-___-DK (double kit)	\$1614



Villa Daisy Link™ Kit (power, data and USB)

- includes:
- 2 electrical outlets (15 AMP / 125 VOLT)
 - 2 RJ45 cat 6 data jacks
 - 2 USB charging outlets
 - 1 FM cable
 - 1 FF cable
 - 4 cable clamps
- Power Base is UL listed

MODEL	LIST PRICE
Black Finish	(includes kit & flush lid grommet)
VIF-41-UDB-___-K (power unit kit)	\$1,035
VIF-41-UDB-___-DK (double kit)	\$1652
Silver Finish	
VIF-41-UDS-___-K (power unit kit)	\$1,035
VIF-41-UDS-___-DK (double kit)	\$1652

Hard Wire Cable 72"
hardwire infeed - up to 2 circuits

MODEL LIST PRICE
42SB2-72 \$175

Quick Disconnect Box
hardwire solution with corded convenience

MODEL LIST PRICE
42QD \$92

Note: As application constraints may vary with each order, ERG must approve all power applications. When ordering, table length must be specified. For tables larger than 72", two units are required.

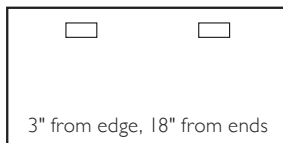
Placement and Dimensions

Standard placements shown below, for custom locations, please provide detailed drawing.

single power unit



two power units



Villa dimensions:
Grommet:
3.39" x 5.68"
Power Unit:
3.20" x 8.63" x 2.25"

Option Code: TTC - Table Top Cutout
(cutout only, no power unit)
\$216 list • per cutout, per table
Custom Cutout • call for quote
requires diagram and dimensions for approved placement



Interact G2 (power only)

- includes:
- 2 electrical outlets (15 AMP / 125 VOLT)
 - 1 convenience receptacle
 - 72" 15 AMP single circuit cord
 - (2) cord pass-throughs
 - (2) RJ45 cat 6 data knockouts
 - (1) telecom cutout (see options below)
- ETL listed

MODEL	LIST PRICE
Black Textured Finish ACT-21-B-72	\$574
Silver Pearl Finish ACT-21-S-72	\$574



Interact G2 (with USB)

- includes:
- 2 electrical outlets (15 AMP / 125 VOLT)
 - 1 convenience receptacle
 - 2 USB charging outlets
 - 72" 15 AMP single circuit cord
 - (2) cord pass-throughs
 - (2) RJ45 cat 6 data knockouts
 - (1) telecom cutout (see options below)
- ETL listed

MODEL	LIST PRICE
Black Textured Finish ACT-21U-B-72	\$807
Silver Pearl Finish ACT-21U-S-72	\$807

Telecom Plate Options

- RJ11 cat 3 voice + RJ45 cat 6 data
- (2) RJ45 cat 6 data
- (4) RJ45 cat 6 data
- USB A/A connector (incl. 72" patch cord)
- (2) USB A/A connectors (incl. 72" patch cord)
- HDMI video
- mini stereo + VGA video

MODEL	LIST PRICE
A-BL-A-B	\$154
A-BL-B-B	\$202
A-BL-B-B-B-B	\$393
A-BL-102	\$106
A-BL-102-102	\$202
A-BL-C45	\$236
A-BL-C51-L	\$232

Additional Cord Lengths	LIST PRICE
36" Cord	\$41
108" Cord	\$41
144" Cord	\$58
180" Cord	\$75

Note: As application constraints may vary with each order, ERG must approve all power applications.

Placement and Dimensions

Unit dimensions shown below. For power/data installation locations, please provide detailed drawing.

Unit dimensions:
Interact G2: 4.75" x 8.375"

**Option Code: TTC - Table Top Cutout
(cutout only, no power unit)**
\$216 list • per cutout, per table
Custom Cutout • call for quote
requires diagram and dimensions for approved placement



Interface G2 (power only)

- includes:
- 4 electrical outlets (15 AMP / 125 VOLT)
 - 1 convenience receptacle
 - 72" 15 AMP single circuit cord
 - (3) telecom cutouts (see options below)
- ETL listed

MODEL	LIST PRICE
Black Textured Finish INT-41-B-72	\$1436
Silver Pearl Finish INT-41-S-72	\$1436



Interface G2 (power and USB)

- includes:
- 4 electrical outlets (15 AMP / 125 VOLT)
 - 2 USB charging outlets
 - 1 convenience receptacle
 - 72" 15 AMP single circuit cord
 - (3) telecom cutouts (see options below)
- ETL listed

MODEL	LIST PRICE
Black Textured Finish INT-41U-B-72	\$1668
Silver Pearl Finish INT-41U-S-72	\$1668



Interface II TT (two sided unit)

- includes:
- 8 electrical outlets (15 AMP / 125 VOLT)
 - 72" 15 AMP single circuit cord
 - (8) telecom cutouts (see options below)
- UL/UCL listed

MODEL	LIST PRICE
Black Textured Finish INTRFC II TT SC	\$1793
Silver Pearl Finish INTRFC II TT CS	\$1793

Telecom Plate Options

- RJ11 cat 3 voice + RJ45 cat 6 data
- (2) RJ45 cat 6 data
- (4) RJ45 cat 6 data
- USB A/A connector (incl. 72" patch cord)
- (2) USB A/A connectors (incl. 72" patch cord)
- HDMI video
- mini stereo + VGA video

MODEL	LIST PRICE
A-BL-A-B	\$154
A-BL-B-B	\$202
A-BL-B-B-B-B	\$393
A-BL-102	\$106
A-BL-102-102	\$202
A-BL-C45	\$236
A-BL-C51-L	\$232

Additional Cord Lengths	LIST PRICE
36" Cord	\$41
108" Cord	\$41
144" Cord	\$58
180" Cord	\$75

Note: As application constraints may vary with each order, ERG must approve all power applications.

Placement and Dimensions

Unit dimensions shown below. For power/data installation locations, please provide detailed drawing.

Unit dimensions:

Interface G2: 6.0" x 13.625"
Interface II TT: 10.94" x 13.625"

Option Code: TTC - Table Top Cutout
(cutout only, no power unit)
\$216 list • per cutout, per table
Custom Cutout • call for quote
requires diagram and dimensions for approved placement



Oasis Mini A

- includes:
- 6 electrical outlets (15 AMP / 125 VOLT)
 - (2) 108" 15 AMP single circuit cords
 - (2) telecom cutouts (see options below)
- UL listed

MODEL	LIST PRICE
Black Finish OAM-A-PC-B	\$2670
Silver Pearl Finish OAM-A-PC-S	\$2670



Oasis Mini B

- includes:
- 4 electrical outlets (15 AMP / 125 VOLT)
 - (2) 108" 15 AMP single circuit cords
 - (3) telecom cutouts (see options below)
- UL listed

MODEL	LIST PRICE
Black Finish OAM-B-PC-B	\$2670
Silver Pearl Finish OAM-B-PC-S	\$2670



Oasis Mini U

- includes:
- 6 electrical outlets (15 AMP / 125 VOLT)
 - (2) 108" 15 AMP single circuit cords
 - 2 USB charging outlets
 - (1) telecom cutout (see options below)
- ETL listed

MODEL	LIST PRICE
Black Finish OAM-U-PC-B-108	\$2944
Silver Pearl Finish OAM-U-PC-S-108	\$2944



Telecom Plate Options

- RJ11 cat 3 voice + RJ45 cat 6 data
- (2) RJ45 cat 6 data
- (4) RJ45 cat 6 data
- HDMI video
- mini stereo + VGA video

MODEL	LIST PRICE
A-BL-A-B	\$154
A-BL-B-B	\$202
A-BL-B-B-B-B	\$393
A-BL-C45	\$236
A-BL-C51-L	\$232

Oasis Mini features a two door aluminum lid that retracts simultaneously into the table when opened

Outer Pan Options

- Black Outer Pan
- Silver Outer Pan

MODEL	LIST PRICE
OAM-OP-B	\$190
OAM-OP-S	\$190

Note: As application constraints may vary with each order, ERG must approve all power applications. 108" power cord is standard for all Oasis Mini units.

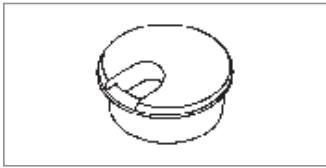
Placement and Dimensions

Standard placements shown below, for custom locations, please provide detailed drawing.

Unit dimensions:
Oasis Mini: 9" x 15"

Option Code: TTC - Table Top Cutout (cutout only, no power unit)
\$216 list • per cutout, per table
Custom Cutout • call for quote
requires diagram and dimensions for approved placement

TABLE GROMMETS / WIRE MANAGEMENT



Round Table Grommet

- 2 piece unit: cap and liner
- 1.75" inside diameter
- 2" overall diameter

MODEL

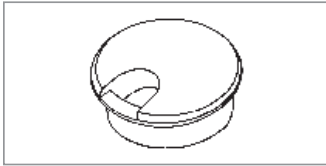
GR01-B **Black Finish**

LIST PRICE

\$73

GR01-S **Silver Finish**

\$73



Round Table Grommet

- 2 piece unit: cap and liner
- 2.5" inside diameter
- 3" overall diameter

MODEL

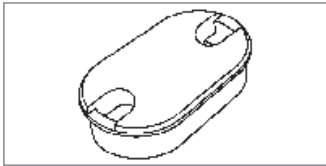
GR02-B **Black Finish**

LIST PRICE

\$90

GR02-S **Silver Finish**

\$90



Oval Table Grommet

- 2 piece unit: cap and liner
- 3.75" x 1.75" inside opening
- 4" x 2" overall

MODEL

GR03-B **Black Finish**

LIST PRICE

\$123

GR03-S **Silver Finish**

\$123



Access Hole

- For power/data daisy chain
- Available on laminate and upholstered units
- 1.75" diameter opening
- grommet insert (grommet cap if hole exposed)

MODEL

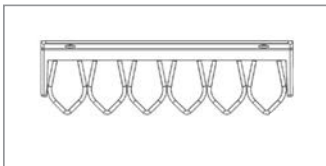
Laminate
AH-L

LIST PRICE

\$73

Upholstered
AH-U

\$73



6-Loop Wire Management

- under table cable grips
- six loops to organize wires
- black or silver finish

MODEL

Black Finish
GRIP6-B

LIST PRICE

\$90 (set of 2)

Silver Finish
GRIP6-AL

\$90 (set of 2)



Cable Channel

- highly effective plastic channel
- field installed with included tape
- 3 lengths available

MODEL

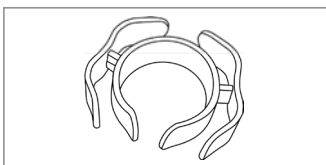
Black Finish
JCAB2 (2ft.)
JCAB3 (3ft.)
JCAB4 (4ft.)

LIST PRICE

\$59

\$89

\$119



Cable Clip

- snap on table leg installation
- no hardware required
- easily adjustable and customizable

MODEL

Black Finish
CBL2

LIST PRICE

\$38 (set of 2)

TABLE LEG WIRE MANAGEMENT



Plastic Stick On Snap Sleeve (Rectangular Metal Leg)

features:

- 24" or 36" snap sleeve wire concealment
- front panel snaps shut with invisible hinge
- textured edges protect against fingerprints

MODEL

Black Matte
LWM2-04-B (24")
LWM3-04-B (36")

Gray
LWM2-04-G (24")
LWM3-04-G (36")

LIST PRICE

\$53
\$70

\$53
\$70



Plastic Stick On Sleeve

features:

- 22" sleeve
- attaches with adhesive strips
- separate channels for power/data
- available on 2" or 3" diameter columns

MODEL

Black
LWM-01-B

Silver
LWM-01-S

LIST PRICE

\$90

\$90



Aluminum Snap On Sleeve

features:

- 22" snap on sleeve
- separate channels for power/data
- available on 2" diameter columns only

MODEL

Color Matched Finish
LWM-02

LIST PRICE

\$106



Modified Top Plate and Column

features:

- allows power in a center column table
- all wires contained inside the table leg
- grommet at base of column
- available on most models
- please call factory to confirm

MODEL

Color Matched Finish
MTP (up to 42" D top)
MTP-L (over 42" D top)

LIST PRICE

\$454

\$667



Snake

features:

- used for stationary or adjustable height
- adjusts up to 51"
- completely hides and protects all wiring
- available in Black or Silver

MODEL

Black:
SNAKE-BL

Silver:
SNAKE-S

LIST PRICE

\$228

\$228



RAVEN TABLE OF CONTENTS

Raven Specifications	2
Raven Banquette Options.....	3
Raven Banquette Pricing.....	4
Raven Banquette Privacy Panel Pricing.....	9
Raven Modular Options.....	10
Raven Modular Pricing.....	11
Raven Modular Privacy Panel Pricing.....	15
Raven Modular Backless Units.....	18
Raven Modular Individual Arms	20
Raven Modular Configurations	23
Raven Ottomans.....	25
Raven Benches	28
Raven Lounge Options	29
Raven Lounge Pricing.....	30
Raven Junior	31

RAVEN

The Raven collection offers an extensive variety of shapes and designs to fit a multitude of areas. The banquettes come in three different back heights, a choice of wood or metal legs or a plinth base, and a variety of privacy panels. The modular units offers straight or curved seating units, to create fun configurations, that have the flexibility to divide spaces in any open space. Raven also offers ottomans, lounge chairs and is complemented with Cabana tables to adapt to any design you dream up. Designed for higher education and any public space that requires long duration seating with comfort.



BANQUETTE



MODULAR



LOUNGE



OTTOMAN



CHILDREN'S

ORDERING INFORMATION

- 1) Series Name
- 2) Model Number
- 3) Quantity
- 4) Fabric Grade & Number
- 5) Panel Laminate/Edge Selection
- 6) Optional Items/Colors

SOFT SEATING	WEIGHT LIMIT
1 Seat	500 lbs.
2 Seat	1000 lbs.
3 Seat	1500 lbs.

STANDARD BASE FINISHES

Metal Leg: Standard Powder Coat

OPTIONAL BASE FINISHES

Metal Leg: Polished Chrome or Standard Wood Stain

Wood Leg: Standard Wood Stain



STANDARD BANQUETTE COMES WITH A FLUSH PLINTH BASE ON SIDES FOR GANGING, AND RECESSED FRONT.

GENERAL SPECIFICATIONS

Upholstery / Foam

Seat and back are covered in choice of fabric, vinyl, crypton, leather or COM. ERG uses only water based glues and adhesives in our upholstery process. All foam is fully bonded to frame. Seat cushions are 4" graded high resiliency (H.R.) block foam with back 3" (H.R.) foam, covered entirely with special bonded polyester fiber to protect final upholstery.

Frame Construction

Frame assembly is constructed of multi-ply hardwood, with tongue and groove construction. No sag-springs are installed in seat & back along with interlocking helicoil springs to prevent sagging and provide additional lower back and seat support.

Base Details

Leg: 2"RD X 3"H round tubular steel legs are standard.

Metal legs - Poly Vinyl glides

Wood legs - Felt pads

Casters: 3" Locking Casters

Optional Plinth Base (Available only on Banquettes): The optional base is available in a choice of laminate or unfinished so that you can add your own cover base or carpet (**clean out not available with plinth**)

Anchoring

Raven Banquettes are easy to anchor to the floor. Floor mount instructions can be provided by customer service. Hardware for anchoring bench to the floor is not included.

Note for Edge of privacy panels:

- Straight panels: available with 3MM PVC or laminate self edge. Select from any of our 3MM PVC edges in solid or wood tone, no custom colors available.
- Curved panels: will only be available with laminate self edge.
- Both straight and curved panels: when combining straights and curved, ONLY self edge is available.

Raven Banquette
Available in 3 heights
27", 33" or 42"

OPTIONS

- CODE: FR - CAL 133 (TB 133) Fire Retardant
- CODE: MB -Moisture Barrier (up to 60" overall width)
- CODE: MB60 -Moisture Barrier (over 60" overall width)
- CODE: MBB -Moisture Barrier (up to 60" overall width Back-to-Back)
- CODE: MBB60 -Moisture Barrier (over 60" overall width Back-to-Back)
- CODE: LOW - Fully Upholstered Low Back - 27" OA Height
- CODE: WOD - Solid Maple Wood Legs
- CODE: PC - Polished Chrome Legs
- CODE: CAS2 - 2" Locking Casters - Black
- CODE: CAS3 - 3" Locking Casters - Black
- CODE: 2FO - Two Fabric Option
- CODE: GD1 - Ratchet Ganging Device for Soft Seating
- CODE: GD2 - Flat Ganging Device for Soft Seating
- CODE: GBP - Ganging Brackets For Plinth Base
- CODE: CO - Clean Out (overall width up to 60")
- CODE: CO1 - Clean Out (overall width over 60")
- CODE: COB - Clean Out Back-to-Back (overall width up to 60")
- CODE: CO1B - Clean Out Back-to-Back (overall width over 60")
- CODE: FMG - Floor Mount Glide
- CODE: PB - Plinth Base (overall width up to 60")
- CODE: PB60 - Plinth Base (overall width over 60")
- CODE: PBB - Plinth Base Back-to-Back - (overall width up to 60")
- CODE: PBB60 - Plinth Base Back-to-Back - (overall width over 60")
- CODE: UFB - Unfinished Plinth Base
- CODE: RB1 - Recessed Plinth Base (1 Side only)
- CODE: RB2 - Recessed Plinth Base (2 Sides)



POLISHED CHROME LEGS



WOOD LEGS



TWO FABRIC OPTION



CLEANOUT

PLINTH OPTIONS

The Optional Plinth comes..



FLOOR MOUNT GLIDE



OPTIONAL RECESSED PLINTH BASE
AVAILABLE, ON ONE OR TWO SIDES.



OPTIONAL STANDARD GANGED
PLINTH BASE, WITH 1/2" GAP
BETWEEN BASES



LOW BACK
27.5"



STANDARD BACK
33"



HIGH BACK
42"
Available on
Banquette ONLY



HIGH BACK
48"
Available on
Banquette ONLY


Note: clean out options not available on plinth base units.

DIMENSIONS	Straight Banquette
Seat Depth:	20"
Seat Height:	18"
Overall Depth:	27"
Overall Width:	48, 60, 72"
Overall Height:	33"
Qty./Wt.:	1 ea./150 lbs.



RAVEN BANQUETTE WITH
OPTIONAL PLINTH BASE AND
POWER/DATA UNIT


MODEL / DESCRIPTION / LIST PRICING



8372 48"W Straight Banquette (4 legs)

COM Yardage: Total: 7 Yds. / Back: 4 Yds. / Seat: 3 Yds.


COM	GR1	GR2	GR3	GR4	GR5	GR6	GR7	GR8	GR9	GR10	LEA
\$2775	\$2985	\$3192	\$3397	\$3608	\$3814	\$4023	\$4230	\$4439	\$4645	\$4854	\$5056



8374 60"W Straight Banquette (4 legs)

COM Yardage: Total: 9 Yds. / Back: 5 Yds. / Seat: 4 Yds.

COM	GR1	GR2	GR3	GR4	GR5	GR6	GR7	GR8	GR9	GR10	LEA
\$3468	\$3729	\$3988	\$4248	\$4506	\$4770	\$5027	\$5288	\$5548	\$5808	\$6068	\$6317



8376 72"W Straight Banquette (6 legs)

COM Yardage: Total: 11 Yds. / Back: 6 Yds. / Seat: 5 Yds.

COM	GR1	GR2	GR3	GR4	GR5	GR6	GR7	GR8	GR9	GR10	LEA
\$4362	\$4671	\$4984	\$5295	\$5608	\$5922	\$6232	\$6545	\$6855	\$7165	\$7479	\$7779

Note: Clean out option is only available when units are facing the same direction.

Note: clean out options not available on plinth base units.

OPTIONS

Add upcharge to list price and code to model number

FR	CAL 133 (TB 133) Fire Retardant per yard	\$118	/yd.
MB	Moisture Barrier (up to 60" overall width)	\$164	ea.
MB60	Moisture Barrier (over 60" overall width)	\$262	ea.
LOW	Fully Upholstered Low Back - 27" OA Height	\$124	per unit
WOD	Solid Maple Wood Legs	\$32	ea.
PC	Polished Chrome Legs	\$34	ea.
CAS3	3" Locking Casters - Black	\$34	ea.
2FO	Two Fabric Option	\$131	per unit
GD1	Ratchet Ganging Device for Soft Seating	\$107	per pair
GD2	Flat Ganging Device for Soft Seating	\$107	per pair
GBP	Ganging Bracket for Plinth Base	\$260	per pair

CO	Clean Out (overall width up to 60")	\$327	per unit
CO1	Clean Out (overall width over 60")	\$503	per unit
FMG	Floor Mount Glide	\$29	ea.
PB	Plinth Base (overall width up to 60")	\$247	per unit
PB60	Plinth Base (overall width over 60")	\$418	per unit
UFB	Unfinished Plinth Base (deduct from plinth option)	Deduct \$80	
RB1	Recessed Base, 1 side	\$145	ea.
RB2	Recessed Base, 2 sides	\$287	ea.

DIMENSIONS	Corner Square Seat	Corner Curved Seat	Corner Curved Back Panel
Seat Depth:	21"	21"	21"
Seat Height:	18"	18"	18"
Overall Depth:	28"	28"	28"
Overall Width:	28"	28"	28"
Overall Height:	33"	33"	33"
Qty./Wt.:	1 ea./75 lbs.	1 ea./75 lbs.	1 ea./75 lbs.



CORNER UNIT - SQUARE SEAT



CORNER UNIT - CURVE SEAT



CORNER UNIT - CURVE BACK

MODEL / DESCRIPTION / LIST PRICING



8386 Corner Unit - **Square Seat** (4 legs)

COM Yardage: Total: 6.5 Yds. / Back: 4.5 Yds. / Seat: 2 Yds.

COM	GR1	GR2	GR3	GR4	GR5	GR6	GR7	GR8	GR9	GR10	LEA
\$2952	\$3157	\$3283	\$3414	\$3550	\$3694	\$3840	\$3995	\$4156	\$4321	\$4493	\$5311



8388 Corner Unit - **Curved Seat** (4 legs)

COM Yardage: Total: 6.5 Yds. / Back: 4.5 Yds. / Seat: 2 Yds.

COM	GR1	GR2	GR3	GR4	GR5	GR6	GR7	GR8	GR9	GR10	LEA
\$3209	\$3425	\$3556	\$3693	\$3834	\$3984	\$4137	\$4297	\$4465	\$4638	\$4819	\$5673



8389 Corner Unit - **Curved Back Panel** (4 legs)

COM Yardage: Total: 6.5 Yds. / Back: 4.5 Yds. / Seat: 2 Yds.

COM	GR1	GR2	GR3	GR4	GR5	GR6	GR7	GR8	GR9	GR10	LEA
\$3506	\$3740	\$3878	\$4028	\$4182	\$4340	\$4504	\$4680	\$4857	\$5043	\$5239	\$6153

Note: Clean out option is only available when units are facing the same direction.

OPTIONS

Add upcharge to list price and code to model number

FR	CAL 133 (TB 133) Fire Retardant per yard	\$118	/yd.
MB	Moisture Barrier (up to 60" overall width)	\$164	ea.
MB60	Moisture Barrier (over 60" overall width)	\$262	ea.
LOW	Fully Upholstered Low Back - 27" OA Height	\$124	
WOD	Solid Maple Wood Legs	\$32	ea.
PC	Polished Chrome Legs	\$34	ea.
CAS3	3" Locking Casters - Black	\$34	ea.

2FO	Two Fabric Option	\$131	
GD1	Ganging Device for Metal/Wood Legs	\$107	
GD2	Flat Ganging Device for Soft Seating	\$107	
CO	Clean Out (overall width up to 50")	\$327	
CO1	Clean Out (overall width over 50")	\$503	

DIMENSIONS	Back-to-Back Banquette
Seat Depth:	20"
Seat Height:	18"
Overall Depth:	51.5"
Overall Width:	48, 60, 72"
Overall Height:	33"
Qty./Wt.:	1 ea./280 lbs.



BACK-TO-BACK BANQUETTE
WITH OPTIONAL CLEANOUT

MODEL / DESCRIPTION / LIST PRICING



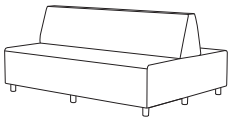
8380 48"W Back-to-Back Banquette (6 legs) COM Yardage: Total: 8 Yds. / Back: 3 Yds. / Seat: 5 Yds.

COM	GR1	GR2	GR3	GR4	GR5	GR6	GR7	GR8	GR9	GR10	LEA
\$5273	\$5668	\$6064	\$6456	\$6853	\$7246	\$7642	\$8037	\$8433	\$8826	\$9223	\$9604



8382 60"W Back-to-Back Banquette (6 legs) COM Yardage: Total: 11 Yds. / Back: 5 Yds. / Seat: 6 Yds.


COM	GR1	GR2	GR3	GR4	GR5	GR6	GR7	GR8	GR9	GR10	LEA
\$6592	\$7086	\$7576	\$8069	\$8567	\$9060	\$9555	\$10047	\$10540	\$11034	\$11526	\$12002



8384 72"W Back-to-Back Banquette (8 legs) COM Yardage: Total: 13 Yds. / Back: 6 Yds. / Seat: 7 Yds.

COM	GR1	GR2	GR3	GR4	GR5	GR6	GR7	GR8	GR9	GR10	LEA
\$8109	\$8700	\$9294	\$9884	\$10475	\$11072	\$11664	\$12251	\$12846	\$13437	\$14033	\$14601

Note: To order Back to Back banquettes with privacy panel, the order will consist of two single straight units and privacy panel. The overall depth of these combined units with panel is 55". See page 8 for panel specs.



Note: Clean out option is only available when units are facing the same direction.

Note: clean out options not available on plinth base units.

OPTIONS

Add upcharge to list price and code to model number

FR	CAL 133 (TB 133) Fire Retardant per yard	\$118	/yd.
MBB	Moisture Barrier - up to 60" width (Back-to-Back)	\$327	ea.
MBB60	Moisture Barrier - over 60" width (Back-to-Back)	\$522	ea.
WOD	Solid Maple Wood Legs	\$32	ea.
PC	Polished Chrome Legs	\$34	ea.
CAS3	3" Locking Casters - Black	\$34	ea.
2FO	Two Fabric Option	\$131	per unit
GD1	Ratchet Ganging Device for Soft Seating	\$107	per pair
GD2	Flat Ganging Device for Soft Seating	\$107	per pair
GBP	Ganging Bracket for Plinth Base	\$260	per pair


COB	Clean Out Back-to-Back (overall width up to 60")	\$654	per unit
CO1B	Clean Out Back-to-Back (overall width over 60")	\$1007	per unit
FMG	Floor Mount Glide	\$29	ea.
PBB	Plinth Base Back-To-Back (overall width up to 60")	\$379	per unit
PBB60	Plinth Base Back-To-Back (overall width over 60")	\$575	per unit
UFB	Unfinished Plinth Base (deduct from plinth option)	Deduct \$80	
RB1	Recessed Base, 1 side	\$145	ea.
RB2	Recessed Base, 2 sides	\$287	ea.

DIMENSIONS	Straight Banquette
Seat Depth:	19.5"
Seat Height:	18"
Overall Depth:	27"
Overall Width:	48, 60, 72"
Overall Height:	42"
Qty./Wt.:	1 ea./150 lbs.



HIGH BACK BANQUETTE
48"W X 42"H


MODEL / DESCRIPTION / LIST PRICING



8372HB 48"W Straight High Back Banquette (4 legs)

COM Yardage: Total: 7.5 Yds. / Back: 4.5 Yds. / Seat: 3 Yds.

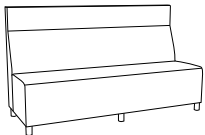
COM	GR1	GR2	GR3	GR4	GR5	GR6	GR7	GR8	GR9	GR10	LEA
\$4224	\$4519	\$4700	\$4888	\$5082	\$5287	\$5499	\$5719	\$5947	\$6186	\$6432	\$7604



8374HB 60"W Straight High Back Banquette (4 legs)

COM Yardage: Total: 9.5 Yds. / Back: 5.5 Yds. / Seat: 4 Yds.

COM	GR1	GR2	GR3	GR4	GR5	GR6	GR7	GR8	GR9	GR10	LEA
\$5196	\$5560	\$5782	\$6014	\$6255	\$6503	\$6765	\$7037	\$7316	\$7608	\$7912	\$9354



8376HB 72"W Straight High Back Banquette (6 legs)

COM Yardage: Total: 11.5 Yds. / Back: 6.5 Yds. / Seat: 5 Yds.

COM	GR1	GR2	GR3	GR4	GR5	GR6	GR7	GR8	GR9	GR10	LEA
\$6364	\$6799	\$7061	\$7336	\$7622	\$7919	\$8228	\$8548	\$8883	\$9229	\$9593	\$11300

Note: Clean out option is only available when units are facing the same direction.

Note: clean out options not available on plinth base units.

OPTIONS

Add upcharge to list price and code to model number

FR	CAL 133 (TB 133) Fire Retardant per yard	\$118	/yd.
MB	Moisture Barrier (up to 60" overall width)	\$164	ea.
MB60	Moisture Barrier (over 60" overall width)	\$262	ea.
LOW	Fully Upholstered Low Back - 27" OA Height	\$124	per unit
WOD	Solid Maple Wood Legs	\$32	ea.
PC	Polished Chrome Legs	\$34	ea.
CAS3	3" Locking Casters - Black	\$34	ea.
2FO	Two Fabric Option	\$131	per unit
GD1	Ratchet Ganging Device for Soft Seating	\$107	per pair
GD2	Flat Ganging Device for Soft Seating	\$107	per pair
GBP	Ganging Bracket for Plinth Base	\$260	per pair


CO	Clean Out (overall width up to 60")	\$327	per unit
CO1	Clean Out (overall width over 60")	\$503	per unit
FMG	Floor Mount Glide	\$29	ea.
PB	Plinth Base (overall width up to 60")	\$247	per unit
PB60	Plinth Base (overall width over 60")	\$418	per unit
UFB	Unfinished Plinth Base (deduct from plinth option)	Deduct \$80	
RB1	Recessed Base, 1 side	\$145	ea.
RB2	Recessed Base, 2 sides	\$287	ea.

DIMENSIONS	Back-to-Back Banquette
Seat Depth:	19.5"
Seat Height:	18"
Overall Depth:	51.5"
Overall Width:	48, 60, 72"
Overall Height:	42"
Qty./Wt.:	1 ea./290 lbs.



HIGH BACK BACK-TO-BACK BANQUETTE
60"W X 42"H


MODEL / DESCRIPTION / LIST PRICING



8380HB 48"W Back-to-Back High Back Banquette (6 legs)

COM Yardage: Total: 9 Yds. / Back: 4 Yds. / Seat: 5 Yds.

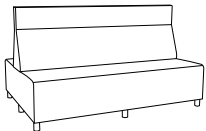
COM	GR1	GR2	GR3	GR4	GR5	GR6	GR7	GR8	GR9	GR10	LEA
\$8025	\$8587	\$8929	\$9289	\$9659	\$10046	\$10448	\$10865	\$11299	\$11752	\$12220	\$14447



8382HB 60" W Back-to-Back High Back Banquette (6 legs)

COM Yardage: Total: 12 Yds. / Back: 6 Yds. / Seat: 6 Yds.

COM	GR1	GR2	GR3	GR4	GR5	GR6	GR7	GR8	GR9	GR10	LEA
\$9874	\$10564	\$10986	\$11428	\$11883	\$12359	\$12851	\$13368	\$13902	\$14455	\$15038	\$17772



8384HB 72" W Back-to-Back High Back Banquette (8 legs)

COM Yardage: Total: 14 Yds. / Back: 7 Yds. / Seat: 7 Yds.

COM	GR1	GR2	GR3	GR4	GR5	GR6	GR7	GR8	GR9	GR10	LEA
\$11916	\$12736	\$13239	\$13761	\$14301	\$14867	\$15454	\$16063	\$16699	\$17357	\$18042	\$21290

Note: Clean out option is only available when units are facing the same direction.

Note: clean out options not available on plinth base units.

OPTIONS

Add upcharge to list price and code to model number

FR	CAL 133 (TB 133) Fire Retardant per yard	\$118	/yd.
MBB	Moisture Barrier - up to 60" width (Back-to-Back)	\$327	ea.
MBB60	Moisture Barrier - over 60" width (Back-to-Back)	\$522	ea.
WOD	Solid Maple Wood Legs	\$32	ea.
PC	Polished Chrome Legs	\$34	ea.
CAS3	3" Locking Casters - Black	\$34	ea.
2FO	Two Fabric Option	\$131	per unit
GD1	Ratchet Ganging Device for Soft Seating	\$107	per pair
GD2	Flat Ganging Device for Soft Seating	\$107	per pair
GBP	Ganging Bracket for Plinth Base	\$260	per pair

COB	Clean Out Back-to-Back (overall width up to 60")	\$654	per unit
CO1B	Clean Out Back-to-Back (overall width over 60")	\$1007	per unit
FMG	Floor Mount Glide	\$29	ea.
PBB	Plinth Base Back-To-Back (overall width up to 60")	\$379	per unit
PBB60	Plinth Base Back-To-Back (overall width over 60")	\$575	per unit
UFB	Unfinished Plinth Base (deduct from plinth option)	Deduct \$80	
RB1	Recessed Base, 1 side	\$145	ea.
RB2	Recessed Base, 2 sides	\$287	ea.

DIMENSIONS	Straight Banquette
Seat Depth:	19.5"
Seat Height:	18"
Overall Depth:	27"
Overall Width:	48, 60, 72"
Overall Height:	48"
Qty./Wt.:	1 ea./155 lbs.



HIGH BACK BANQUETTE
48"W X 48"H


MODEL / DESCRIPTION / LIST PRICING



8371HB 48"W Straight High Back Banquette (4 legs)

COM Yardage: Total: 8 Yds. / Back: 5 Yds. / Seat: 3 Yds.

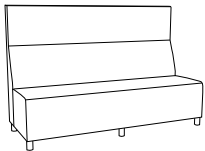
COM	GR1	GR2	GR3	GR4	GR5	GR6	GR7	GR8	GR9	GR10	LEA
\$4410	\$4697	\$4871	\$5022	\$5233	\$5433	\$5694	\$5844	\$6018	\$6231	\$6455	\$7846



8373HB 60"W Straight High Back Banquette (4 legs)

COM Yardage: Total: 10 Yds. / Back: 6 Yds. / Seat: 4 Yds.

COM	GR1	GR2	GR3	GR4	GR5	GR6	GR7	GR8	GR9	GR10	LEA
\$5328	\$5615	\$5852	\$6090	\$6326	\$6562	\$6948	\$7098	\$7272	\$7609	\$7973	\$9612



8375HB 72"W Straight High Back Banquette (6 legs)

COM Yardage: Total: 12.5 Yds. / Back: 7.5 Yds. / Seat: 5 Yds.

COM	GR1	GR2	GR3	GR4	GR5	GR6	GR7	GR8	GR9	GR10	LEA
\$6595	\$6931	\$7168	\$7474	\$7772	\$8009	\$8396	\$8669	\$8969	\$9306	\$9718	\$11729

Note: Clean out option is only available when units are facing the same direction.

Note: clean out options not available on plinth base units.

OPTIONS

Add upcharge to list price and code to model number

FR	CAL 133 (TB 133) Fire Retardant per yard	\$118	/yd.
MB	Moisture Barrier (up to 60" overall width)	\$164	ea.
MB60	Moisture Barrier (over 60" overall width)	\$262	ea.
LOW	Fully Upholstered Low Back - 27" OA Height	\$124	per unit
WOD	Solid Maple Wood Legs	\$32	ea.
PC	Polished Chrome Legs	\$34	ea.
CAS3	3" Locking Casters - Black	\$34	ea.
2FO	Two Fabric Option	\$131	per unit
GD1	Ratchet Ganging Device for Soft Seating	\$107	per pair
GD2	Flat Ganging Device for Soft Seating	\$107	per pair
GBP	Ganging Bracket for Plinth Base	\$260	per pair

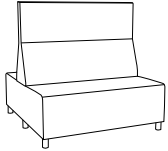
CO	Clean Out (overall width up to 60")	\$327	per unit
CO1	Clean Out (overall width over 60")	\$503	per unit
FMG	Floor Mount Glide	\$29	ea.
PB	Plinth Base (overall width up to 60")	\$247	per unit
PB60	Plinth Base (overall width over 60")	\$418	per unit
UFB	Unfinished Plinth Base (deduct from plinth option)	Deduct \$80	
RB1	Recessed Base, 1 side	\$145	ea.
RB2	Recessed Base, 2 sides	\$287	ea.

DIMENSIONS	Back-to-Back Banquette
Seat Depth:	19.5"
Seat Height:	18"
Overall Depth:	51.5"
Overall Width:	48, 60, 72"
Overall Height:	48"
Qty./Wt.:	1 ea./295 lbs.



HIGH BACK BACK-TO-BACK BANQUETTE
48"W X 48"H


MODEL / DESCRIPTION / LIST PRICING



8381HB 48"W Back-to-Back High Back Banquette (6 legs)

COM Yardage: Total: 9.5 Yds. / Back: 4.5 Yds. / Seat: 5 Yds.

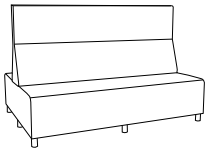
COM	GR1	GR2	GR3	GR4	GR5	GR6	GR7	GR8	GR9	GR10	LEA
\$8244	\$8657	\$9082	\$9355	\$9691	\$10054	\$10440	\$10963	\$11375	\$11961	\$12309	\$14947



8383HB 60" W Back-to-Back High Back Banquette (6 legs)

COM Yardage: Total: 12.5 Yds. / Back: 6.5 Yds. / Seat: 6 Yds.

COM	GR1	GR2	GR3	GR4	GR5	GR6	GR7	GR8	GR9	GR10	LEA
\$10147	\$10683	\$11107	\$11506	\$11955	\$12440	\$12989	\$13511	\$14048	\$14635	\$15109	\$17993



8387HB 72" W Back-to-Back High Back Banquette (8 legs)

COM Yardage: Total: 15 Yds. / Back: 8 Yds. / Seat: 7 Yds.

COM	GR1	GR2	GR3	GR4	GR5	GR6	GR7	GR8	GR9	GR10	LEA
\$12047	\$12832	\$13293	\$13817	\$14389	\$15001	\$15549	\$16199	\$16734	\$17444	\$18182	\$21442

Note: Clean out option is only available when units are facing the same direction.

Note: clean out options not available on plinth base units.

OPTIONS

Add upcharge to list price and code to model number

FR	CAL 133 (TB 133) Fire Retardant per yard	\$118	/yd.
MBB	Moisture Barrier - up to 60" width (Back-to-Back)	\$327	ea.
MBB60	Moisture Barrier - over 60" width (Back-to-Back)	\$522	ea.
WOD	Solid Maple Wood Legs	\$32	ea.
PC	Polished Chrome Legs	\$34	ea.
CAS3	3" Locking Casters - Black	\$34	ea.
2FO	Two Fabric Option	\$131	per unit
GD1	Ratchet Ganging Device for Soft Seating	\$107	per pair
GD2	Flat Ganging Device for Soft Seating	\$107	per pair
GBP	Ganging Bracket for Plinth Base	\$260	per pair

COB	Clean Out Back-to-Back (overall width up to 60")	\$654	per unit
CO1B	Clean Out Back-to-Back (overall width over 60")	\$1007	per unit
FMG	Floor Mount Glide	\$29	ea.
PBB	Plinth Base Back-To-Back (overall width up to 60")	\$379	per unit
PBB60	Plinth Base Back-To-Back (overall width over 60")	\$575	per unit
UFB	Unfinished Plinth Base (deduct from plinth option)	Deduct \$80	
RB1	Recessed Base, 1 side	\$145	ea.
RB2	Recessed Base, 2 sides	\$287	ea.

PRIVACY PANELS ONLY

DIMENSIONS	48" Wide Privacy Panel	60" Wide Privacy Panel	72" Wide Privacy Panel
Panel Depth:	1"	1"	1"
Panel Width:	48"	60"	72"
Panel Height:	48"	48"	48"

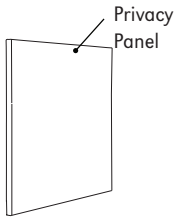


RAVEN BACK TO BACK BANQUETTE WITH PRIVACY PANEL



1/2" THICK ACRYLIC PRIVACY PANELS AVAILABLE

MODEL / DESCRIPTION / LIST PRICING



8372P 48" Wide Privacy Panel

COM Yardage: Total: 3 Yds.

COM	GR1	GR2	GR3	GR4	GR5	GR6	GR7	GR8	GR9	GR10	LEA
\$1354	\$1449	\$1505	\$1567	\$1628	\$1694	\$1761	\$1831	\$1905	\$1981	\$2059	\$2434
LAMINATE			VENEER								
\$1325			\$2414								

8374P 60" Wide Privacy Panel

COM Yardage: Total: 4 Yds.

COM	GR1	GR2	GR3	GR4	GR5	GR6	GR7	GR8	GR9	GR10	LEA
\$1785	\$1911	\$1985	\$2065	\$2148	\$2233	\$2320	\$2417	\$2512	\$2613	\$2718	\$3214
LAMINATE			VENEER								
\$1735			\$3105								

8376P 72" Wide Privacy Panel

COM Yardage: Total: 5 Yds.

COM	GR1	GR2	GR3	GR4	GR5	GR6	GR7	GR8	GR9	GR10	LEA
\$2184	\$2338	\$2431	\$2530	\$2630	\$2735	\$2846	\$2959	\$3077	\$3199	\$3326	\$3934
LAMINATE			VENEER								
\$2107			\$3645								

Note for Edge of privacy panels:

- Straight panels: available with 3MM PVC or laminate self edge. Select from any of our 3MM PVC edges in solid or wood tone, no custom colors available.
- Curved panels: will only able available with laminate self edge.
- Both straight and curved panels: when combining straights and curved, ONLY self edge is available.

Raven Modular Back
Available in 2 heights
27" and 33"

OPTIONS

- CODE: FR - CAL 133 (TB 133) Fire Retardant
- CODE: MB - Moisture Barrier (up to 60" overall width)
- CODE: MB60 - Moisture Barrier (over 60" overall width)
- CODE: LOW - Fully Upholstered Low Back - 27" OA Height
- CODE: WOD - Solid Maple Wood Legs
- CODE: WAC - Wood Arm Caps
- CODE: PAC - Poly Arm Caps - Standard Black/Charcoal
- CODE: PC - Polished Chrome Legs
- CODE: CAS3 - 3" Locking Casters - Black
- CODE: CO - Clean Out (overall width up to 50")
- CODE: CO1 - Clean Out (overall width over 50")
- CODE: 2FO - Two Fabric Option
- CODE: GD1 - Ratchet Ganging Device for Soft Seating
- CODE: GD2 - Flat Ganging Device for Soft Seating
- CODE: GD3 - Flat Ganging Device for Café & Training Tables
- CODE: TABFB(-) - Fixed Blade Tablet
(outside or inside, specify (L/R), shape A, B or C)
- CODE: TABR1(-) - Removable Swivel Tablet
(laminated shape A, B or C specify left or right arm)
- CODE: TABR2(-) - Removable Swivel Tablet
(laminated shape A, B or C with opening for tablet on both arms)
- CODE: LAM5 - Non-standard laminate for 5 or less tablets
see options for upcharge
- CODE: SST - Solid Surface Tablet
- CODE: SS5 - Non-standard Solid Surface top for 5 or less tablets



Note: Factory installed power/data available, see accessories online under the 'Products' tab.

TABLET SHAPES

Three Tablet Shapes::

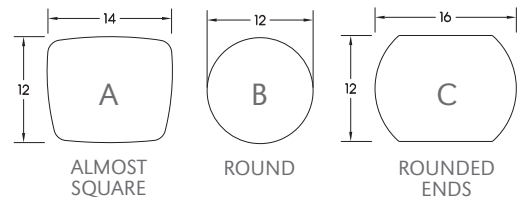
Choose from the three shapes shown and specify; A, B or C and left or right (outside tablet) when ordering.
Example: TABFB(A) Left - this would be a fixed shape A tablet on the left side (when seated).

Laminate Top: Tops are 3/4"

- Tablet orders of 5 or less have 4 standard laminate colors:
- Wilsonart Black 1595-60
 - Wilsonart Montana Walnut 7110K-78
 - Formica Brite White 459-58
 - Nevamar Silver Alu Metalx MXT003
- Edge: 6F Multi-Ply

Solid Surface Top:

- Tablet orders of 5 or less have 4 standard Corian colors:
- Bone
 - Canyon
 - Glacier White
 - Silver Grey

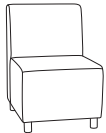


DIMENSIONS	22" Straight Unit	30" Straight Unit	44" Straight Unit
Seat Depth:	20"	20"	20"
Seat Height:	18"	18"	18"
Overall Depth:	27"	27"	27"
Overall Width:	22"	30"	44"
Overall Height:	33"	33"	33"
Qty./Wt.:	1 ea./44 lbs.	1 ea./44 lbs.	1 ea./44 lbs.



STRAIGHT UNITS – TABLET ARM AND ELECTRICAL OPTIONS

MODEL / DESCRIPTION / LIST PRICING



8302 22" W Straight Unit (4 legs)



COM Yardage: Total: 4 Yds. / Back: 2 Yds. / Seat: 2 Yds.


COM	GR1	GR2	GR3	GR4	GR5	GR6	GR7	GR8	GR9	GR10	LEA
\$1533	\$1645	\$1755	\$1883	\$1996	\$2120	\$2249	\$2375	\$2502	\$2630	\$2756	\$2941



8304 30" W Straight Unit (4 legs)

COM Yardage: Total: 5.25 Yds. / Back: 2.5 Yds. / Seat: 2.75 Yds.

COM	GR1	GR2	GR3	GR4	GR5	GR6	GR7	GR8	GR9	GR10	LEA
\$1798	\$1932	\$2072	\$2232	\$2375	\$2535	\$2694	\$2853	\$3011	\$3170	\$3362	\$3544



8306 44" W Straight Unit (4 legs)

COM Yardage: Total: 7 Yds. / Back: 4 Yds. / Seat: 3 Yds.

COM	GR1	GR2	GR3	GR4	GR5	GR6	GR7	GR8	GR9	GR10	LEA
\$2544	\$2735	\$2923	\$3113	\$3306	\$3496	\$3686	\$3877	\$4068	\$4256	\$4450	\$4632

Note: Clean out option is only available when units are facing the same direction.

OPTIONS

Add upcharge to list price and code to model number

FR	CAL 133 (TB 133) Fire Retardant per yard	\$118	/yd.
MB	Moisture Barrier (up to 60" overall width)	\$164	ea.
MB60	Moisture Barrier (over 60" overall width)	\$262	ea.
LOW	Fully Upholstered Low Back - 27" OA Height	\$124	
WOD	Solid Maple Wood Legs	\$32	ea.
PC	Polished Chrome Legs	\$34	ea.
CAS3	3" Locking Casters - Black	\$34	ea.
2FO	Two Fabric Option	\$131	per unit
GD1	Ratchet Ganging Device for Soft Seating	\$107	per pair
GD2	Flat Ganging Device for Soft Seating	\$107	per pair


TABFB(-)	Fixed Blade Tablet (outside or inside, specify (L/R), shape A, B or C)	\$593	ea. tablet
LAM5	Non-standard laminate (5 tablets or less)	\$554	ea. tablet
SST	Solid Surface Tablet Arm - add to tablet option	\$271	ea. tablet
SS5	Non-standard Solid Surface (5 tablets or less)	Call For Quote	
CO	Clean Out (overall width up to 50")	\$327	
CO1	Clean Out (overall width over 50")	\$503	

DIMENSIONS	30° Curve Inside	45° Curve Inside	60° Curve Inside
Seat Depth:	20"	20"	20"
Seat Height:	18"	18"	18"
Overall Depth:	29"	30.5"	32.5"
Overall Width:	35"	52"	67"
Overall Height:	33"	33"	33"
Qty./Wt.:	1 ea./64 lbs.	1 ea./84 lbs.	1 ea./115 lbs.



60° INSIDE CURVE WITH OPTIONAL POWER/DATA UNIT


MODEL / DESCRIPTION / LIST PRICING



8308 Inside 30° Curve Unit (4 legs)

COM Yardage: Total: 5.25 Yds. / Back: 2.75 Yds. / Seat: 2.5 Yds.

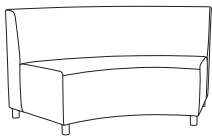
COM	GR1	GR2	GR3	GR4	GR5	GR6	GR7	GR8	GR9	GR10	LEA
\$1668	\$1779	\$1892	\$2018	\$2129	\$2253	\$2381	\$2507	\$2636	\$2762	\$2891	\$3075



8310 Inside 45° Curve Unit (4 legs)

COM Yardage: Total: 6 Yds. / Back: 3 Yds. / Seat: 3 Yds.

COM	GR1	GR2	GR3	GR4	GR5	GR6	GR7	GR8	GR9	GR10	LEA
\$2449	\$2608	\$2770	\$2944	\$3103	\$3276	\$3450	\$3626	\$3800	\$3975	\$4150	\$4332



8318 Inside 60° Curve Unit (5 legs)

COM Yardage: Total: 9 Yds. / Back: 5 Yds. / Seat: 4 Yds.

COM	GR1	GR2	GR3	GR4	GR5	GR6	GR7	GR8	GR9	GR10	LEA
\$3187	\$3344	\$3502	\$3679	\$3835	\$4012	\$4186	\$4360	\$4535	\$4709	\$4886	\$5069

Note: Clean out option is only available when units are facing the same direction.

OPTIONS

Add upcharge to list price and code to model number

FR	CAL 133 (TB 133) Fire Retardant per yard	\$118	/yd.
MB	Moisture Barrier (up to 60" overall width)	\$164	ea.
MB60	Moisture Barrier (over 60" overall width)	\$262	ea.
LOW	Fully Upholstered Low Back - 27" OA Height	\$124	
WOD	Solid Maple Wood Legs	\$32	ea.
PC	Polished Chrome Legs	\$34	ea.
CAS3	3" Locking Casters - Black	\$34	ea.
2FO	Two Fabric Option	\$131	per unit
GD1	Ratchet Ganging Device for Soft Seating	\$107	per pair
GD2	Flat Ganging Device for Soft Seating	\$107	per pair

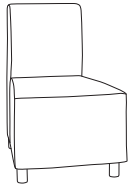
TABFB(-)	Fixed Blade Tablet (outside or inside, specify (L/R), shape A, B or C)	\$593	ea. tablet
LAM5	Non-standard laminate (5 tablets or less)	\$554	ea. tablet
SST	Solid Surface Tablet Arm - add to tablet option	\$271	ea. tablet
SS5	Non-standard Solid Surface (5 tablets or less)	Call For Quote	
CO	Clean Out (overall width up to 50")	\$327	
CO1	Clean Out (overall width over 50")	\$503	

DIMENSIONS	20° Curve Outside	30° Curve Outside	45° Curve Outside	60° Curve Outside
Seat Depth:	20"	20"	20"	20"
Seat Height:	18"	18"	18"	18"
Overall Depth:	27"	29"	30.5"	32.5"
Overall Width:	23"	35"	52"	67"
Overall Height:	33"	33"	33"	33"
Qty./Wt.:	1 ea./44 lbs.	1 ea./64 lbs.	1 ea./85 lbs.	1 ea./110 lbs.



60 DEGREE OUTSIDE CURVE


MODEL / DESCRIPTION / LIST PRICING



8312 Outside 20° Curve Unit (4 legs)

COM Yardage: Total: 4.5 Yds. / Back: 2 Yds. / Seat: 2.5 Yds.

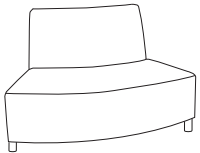
COM	GR1	GR2	GR3	GR4	GR5	GR6	GR7	GR8	GR9	GR10	LEA
\$1742	\$1869	\$1980	\$2107	\$2219	\$2347	\$2471	\$2601	\$2727	\$2854	\$2980	\$3163



8314 Outside 30° Curve Unit (4 legs)

COM Yardage: Total: 5 Yds. / Back: 2 Yds. / Seat: 3 Yds.


COM	GR1	GR2	GR3	GR4	GR5	GR6	GR7	GR8	GR9	GR10	LEA
\$1865	\$1990	\$2102	\$2228	\$2339	\$2467	\$2592	\$2721	\$2848	\$2974	\$3103	\$3282



8316 Outside 45° Curve Unit (4 legs)

COM Yardage: Total: 7 Yds. / Back: 3 Yds. / Seat: 4 Yds.

COM	GR1	GR2	GR3	GR4	GR5	GR6	GR7	GR8	GR9	GR10	LEA
\$2737	\$2895	\$3057	\$3230	\$3390	\$3563	\$3739	\$3913	\$4087	\$4263	\$4436	\$4618



8320 Outside 60° Curve Unit (5 legs)

COM Yardage: Total: 8 Yds. / Back: 3.5 Yds. / Seat: 4.5 Yds.

COM	GR1	GR2	GR3	GR4	GR5	GR6	GR7	GR8	GR9	GR10	LEA
\$3462	\$3637	\$3796	\$3972	\$4130	\$4303	\$4479	\$4653	\$4830	\$5003	\$5178	\$5361

Note: Clean out option is only available when units are facing the same direction.

OPTIONS

Add upcharge to list price and code to model number

FR	CAL 133 (TB 133) Fire Retardant per yard	\$118	/yd.
MB	Moisture Barrier (up to 60" overall width)	\$164	ea.
MB60	Moisture Barrier (over 60" overall width)	\$262	ea.
LOW	Fully Upholstered Low Back - 27" OA Height	\$124	
WOD	Solid Maple Wood Legs	\$32	ea.
PC	Polished Chrome Legs	\$34	ea.
CAS3	3" Locking Casters - Black	\$34	ea.
2FO	Two Fabric Option	\$131	per unit
GD1	Ratchet Ganging Device for Soft Seating	\$107	per pair
GD2	Flat Ganging Device for Soft Seating	\$107	per pair

TABFB(-)	Fixed Blade Tablet (outside or inside, specify (L/R), shape A, B or C)	\$593	ea. tablet
LAM5	Non-standard laminate (5 tablets or less)	\$554	ea. tablet
SST	Solid Surface Tablet Arm - add to tablet option	\$271	ea. tablet
SS5	Non-standard Solid Surface (5 tablets or less)		Call For Quote
CO	Clean Out (overall width up to 50")	\$327	
CO1	Clean Out (overall width over 50")	\$503	

DIMENSIONS	Corner Square Seat	Corner Curved Seat	Corner Curved Back Panel
Seat Depth:	21"	21"	21"
Seat Height:	18"	18"	18"
Overall Depth:	28"	28"	28"
Overall Width:	28"	28"	28"
Overall Height:	33"	33"	33"
Qty./Wt.:	1 ea./75 lbs.	1 ea./75 lbs.	1 ea./75 lbs.



CORNER UNIT - SQUARE SEAT



CORNER UNIT - CURVE SEAT



CORNER UNIT - CURVE BACK

MODEL / DESCRIPTION / LIST PRICING



8386 Corner Unit - **Square Seat** (4 legs)



COM Yardage: Total: 6.5 Yds. / Back: 4.5 Yds. / Seat: 2 Yds.

COM	GR1	GR2	GR3	GR4	GR5	GR6	GR7	GR8	GR9	GR10	LEA
\$2952	\$3157	\$3283	\$3414	\$3550	\$3694	\$3840	\$3995	\$4156	\$4321	\$4493	\$5311



8388 Corner Unit - **Curved Seat** (4 legs)

COM Yardage: Total: 6.5 Yds. / Back: 4.5 Yds. / Seat: 2 Yds.

COM	GR1	GR2	GR3	GR4	GR5	GR6	GR7	GR8	GR9	GR10	LEA
\$3209	\$3425	\$3556	\$3693	\$3834	\$3984	\$4137	\$4297	\$4465	\$4638	\$4819	\$5673



8389 Corner Unit - **Curved Back Panel** (4 legs)

COM Yardage: Total: 6.5 Yds. / Back: 4.5 Yds. / Seat: 2 Yds.

COM	GR1	GR2	GR3	GR4	GR5	GR6	GR7	GR8	GR9	GR10	LEA
\$3506	\$3740	\$3878	\$4028	\$4182	\$4340	\$4504	\$4680	\$4857	\$5043	\$5239	\$6153

Note: Clean out option is only available when units are facing the same direction.

OPTIONS

Add upcharge to list price and code to model number

FR	CAL 133 (TB 133) Fire Retardant per yard	\$118	/yd.
MB	Moisture Barrier (up to 60" overall width)	\$164	ea.
MB60	Moisture Barrier (over 60" overall width)	\$262	ea.
LOW	Fully Upholstered Low Back - 27" OA Height	\$124	
WOD	Solid Maple Wood Legs	\$32	ea.
PC	Polished Chrome Legs	\$34	ea.
CAS3	3" Locking Casters - Black	\$34	ea.

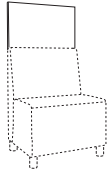
2FO	Two Fabric Option	\$131	
GD1	Ganging Device for Metal/Wood Legs	\$107	
GD2	Flat Ganging Device for Soft Seating	\$107	
CO	Clean Out (overall width up to 50")	\$327	
CO1	Clean Out (overall width over 50")	\$503	

DIMENSIONS	Straight Unit	Straight Unit	Straight Unit
Panel Depth:	1"	1"	1"
Overall Width:	22"	30"	44"
Overall Height:	48"	48"	48"
Qty./Approx Wt.:	1 ea./100 lbs.	1 ea./110 lbs.	1 ea./120 lbs.



STRAIGHT UNIT

MODEL / DESCRIPTION / LIST PRICING

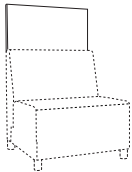


8302P/U 22"W Straight Unit COM Yardage: 1.5 Yds.

COM	GR1	GR2	GR3	GR4	GR5	GR6	GR7	GR8	GR9	GR10	LEA
\$921	\$988	\$1024	\$1066	\$1110	\$1153	\$1197	\$1246	\$1296	\$1349	\$1402	\$1658

8302P/L Laminate

Laminate
\$1129

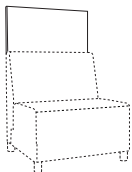


8403P/U 27"W Straight Unit COM Yardage: 1.5 Yds.

COM	GR1	GR2	GR3	GR4	GR5	GR6	GR7	GR8	GR9	GR10	LEA
\$1059	\$1136	\$1179	\$1226	\$1277	\$1324	\$1376	\$1434	\$1492	\$1551	\$1613	\$1906

8403P/L Laminate

Laminate
\$1298

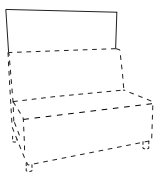


8304P/U 30"W Straight Unit COM Yardage: 2 Yds.

COM	GR1	GR2	GR3	GR4	GR5	GR6	GR7	GR8	GR9	GR10	LEA
\$1141	\$1223	\$1268	\$1319	\$1373	\$1429	\$1486	\$1544	\$1607	\$1674	\$1740	\$2055

8304P/L Laminate

Laminate
\$1370



8306P/U 44"W Straight Unit COM Yardage: 3 Yds.

COM	GR1	GR2	GR3	GR4	GR5	GR6	GR7	GR8	GR9	GR10	LEA
\$1312	\$1403	\$1455	\$1519	\$1576	\$1641	\$1706	\$1775	\$1848	\$1920	\$1998	\$2361

8306P/L Laminate

Laminate
\$1577

Note for Edge of privacy panels:

- Straight panels: available with 3MM PVC or laminate self edge.
Select from any of our 3MM PVC edges in solid or wood tone, no custom colors available.
- Curved panels: will only be available with laminate self edge.
- Both straight and curved panels: when combining straights and curved, ONLY self edge is available.


OPTIONS

Add upcharge to list price and code to model number

FR	CAL 133 (TB 133) Fire Retardant per yard	\$118	/yd.
----	--	-------	------

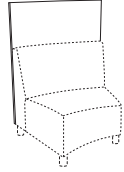
2FO	Two Fabric Option	\$131	
-----	-------------------	-------	--

DIMENSIONS	30° Curve Inside	45° Curve Inside	60° Curve Inside
Panel Depth:	1"	1"	1"
Overall Width:	35"	52"	67"
Overall Height:	48"	48"	48"
Qty./Approx Wt.:	1 ea./135 lbs.	1 ea./145 lbs.	1 ea./160 lbs.



INSIDE CURVE UNIT

MODEL / DESCRIPTION / LIST PRICING

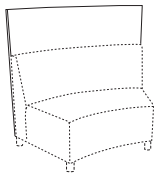


8308P/U Inside 30° Curve Unit COM Yardage: 2 Yds.

COM	GR1	GR2	GR3	GR4	GR5	GR6	GR7	GR8	GR9	GR10	LEA
\$1709	\$1829	\$1904	\$1978	\$2057	\$2138	\$2226	\$2314	\$2407	\$2504	\$2604	\$3077

8308P/L Laminate

Laminate
\$2241

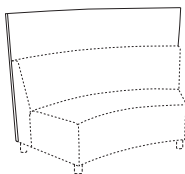


8310P/U Inside 45° Curve Unit COM Yardage: 3 Yds.

COM	GR1	GR2	GR3	GR4	GR5	GR6	GR7	GR8	GR9	GR10	LEA
\$1967	\$2104	\$2190	\$2277	\$2365	\$2461	\$2561	\$2663	\$2767	\$2879	\$2993	\$3539

8310P/L Laminate

Laminate
\$2576



8318P/U Inside 60° Curve Unit COM Yardage: 4 Yds.

COM	GR1	GR2	GR3	GR4	GR5	GR6	GR7	GR8	GR9	GR10	LEA
\$3070	\$3285	\$3417	\$3554	\$3693	\$3844	\$3995	\$4155	\$4321	\$4495	\$4673	\$5526

8318P/L Laminate

Laminate
\$4016

Note for Edge of privacy panels:

- Straight panels: available with 3MM PVC or laminate self edge.
Select from any of our 3MM PVC edges in solid or wood tone, no custom colors available.
- Curved panels: will only be available with laminate self edge.
- Both straight and curved panels: when combining straights and curved, ONLY self edge is available.

OPTIONS

Add upcharge to list price and code to model number

FR	CAL 133 (TB 133) Fire Retardant per yard	\$118	/yd.
----	--	-------	------

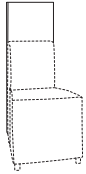
2FO	Two Fabric Option	\$131	
-----	-------------------	-------	--

DIMENSIONS	20° Curve Outside	30° Curve Outside	45° Curve Outside	60° Curve Outside
Panel Depth:	1"	1"	1"	1"
Overall Width:	22"	35"	52"	67"
Overall Height:	48"	48"	48"	48"
Qty./Approx Wt.:	1 ea./120 lbs.	1 ea./135 lbs.	1 ea./145 lbs.	1 ea./160 lbs.

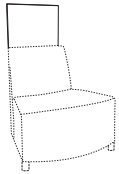


OUTSIDE CURVE UNIT

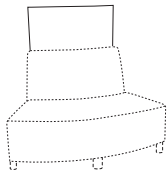
MODEL / DESCRIPTION / LIST PRICING



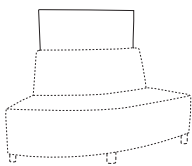
8312P/U	Outside 20° Curve Unit												COM Yardage: 1.5 Yds.
COM	GR1	GR2	GR3	GR4	GR5	GR6	GR7	GR8	GR9	GR10	LEA		
\$1196	\$1281	\$1331	\$1384	\$1437	\$1498	\$1557	\$1620	\$1681	\$1750	\$1822	\$2153		
8312P/L	Laminate												
Laminate												\$1704	



8314P/U	Outside 30° Curve Unit												COM Yardage: 2 Yds.
COM	GR1	GR2	GR3	GR4	GR5	GR6	GR7	GR8	GR9	GR10	LEA		
\$1709	\$1829	\$1904	\$1978	\$2057	\$2138	\$2226	\$2314	\$2407	\$2504	\$2604	\$3077		
8314P/L	Laminate												
Laminate												\$2378	



8316P/U	Outside 45° Curve Unit												COM Yardage: 2 Yds.
COM	GR1	GR2	GR3	GR4	GR5	GR6	GR7	GR8	GR9	GR10	LEA		
\$1967	\$2104	\$2190	\$2277	\$2365	\$2461	\$2561	\$2663	\$2767	\$2879	\$2993	\$3539		
8316P/L	Laminate												
Laminate												\$2713	



8320P/U	Outside 60° Curve Unit												COM Yardage: 3 Yds.
COM	GR1	GR2	GR3	GR4	GR5	GR6	GR7	GR8	GR9	GR10	LEA		
\$3070	\$3285	\$3417	\$3554	\$3693	\$3844	\$3995	\$4155	\$4321	\$4495	\$4673	\$5526		
8320P/L	Laminate												
Laminate												\$4152	

Note for Edge of privacy panels:

- Straight panels: available with 3MM PVC or laminate self edge. Select from any of our 3MM PVC edges in solid or wood tone, no custom colors available.
- Curved panels: will only be available with laminate self edge.
- Both straight and curved panels: when combining straights and curved, ONLY self edge is available.

OPTIONS

Add upcharge to list price and code to model number

FR	CAL 133 (TB 133) Fire Retardant per yard	\$118	/yd.
----	--	-------	------

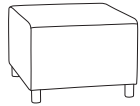
2FO	Two Fabric Option	\$128	
-----	-------------------	-------	--

DIMENSIONS	Straight Backless	Bariatric Backless
Seat Depth:	27"	27"
Seat Height:	18"	18"
Overall Depth:	27"	27"
Overall Width:	22", 44"	30"
Overall Height:	18"	18"
Qty./Wt.:	1 ea./40/60 lbs.	1 ea./80 lbs.



SINGLE SEAT BACKLESS WITH
OPTIONAL TWO FABRIC

MODEL / DESCRIPTION / LIST PRICING

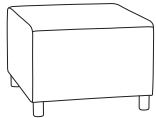


8326 Single Seat Backless Unit 22"



COM Yardage: Total: 2.5 Yds. / Sides: 1.5 Yds. / Top: 1 Yds.

COM	GR1	GR2	GR3	GR4	GR5	GR6	GR7	GR8	GR9	GR10	LEA
\$1341	\$1457	\$1570	\$1701	\$1814	\$1946	\$2078	\$2207	\$2339	\$2469	\$2602	\$2790



8328 Bariatric Backless Unit 30"

COM Yardage: Total: 3 Yds. / Sides: 2 Yds. / Top: 1 Yds.

COM	GR1	GR2	GR3	GR4	GR5	GR6	GR7	GR8	GR9	GR10	LEA
\$1675	\$1870	\$2068	\$2265	\$2461	\$2657	\$2853	\$3046	\$3245	\$3441	\$3636	\$3826



8330 Two Seat Backless Unit 44"

COM Yardage: Total: 4 Yds. / Sides: 2.5 Yds. / Top: 1.5 Yds.

COM	GR1	GR2	GR3	GR4	GR5	GR6	GR7	GR8	GR9	GR10	LEA
\$2422	\$2617	\$2815	\$3011	\$3208	\$3406	\$3599	\$3796	\$3992	\$4189	\$4386	\$4574

OPTIONS

Add upcharge to list price and code to model number

FR	CAL 133 (TB 133) Fire Retardant per yard	\$118	/yd.
MB	Moisture Barrier (up to 60" overall width)	\$164	ea.
WOD	Solid Maple Wood Legs	\$32	ea.
PC	Polished Chrome Legs	\$34	ea.
CAS3	3" Locking Casters - Black	\$34	ea.
2FO	Two Fabric Option	\$131	per unit
GD1	Ratchet Ganging Device for Soft Seating	\$107	per pair
GD2	Flat Ganging Device for Soft Seating	\$107	per pair

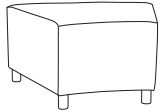
TABFB(-)	Fixed Blade Tablet (outside or inside, specify (L/R), shape A, B or C)	\$593	ea. tablet
LAM5	Non-standard laminate (5 tablets or less)	\$554	ea. tablet
SST	Solid Surface Tablet Arm - add to tablet option	\$271	ea. tablet
SS5	Non-standard Solid Surface (5 tablets or less)	Call For Quote	

DIMENSIONS	20° Curve Backless	30° Curve Backless	45° Curve Backless	60° Curve Backless
Seat Depth:	27"	27"	27"	27"
Seat Height:	18"	18"	18"	18"
Overall Depth:	28"	29"	30.5"	32.5"
Overall Width:	32"	35"	52"	67"
Overall Height:	18"	18"	18"	18"
Qty./Wt.:	1 ea./42 lbs.	1 ea./62 lbs.	1 ea./82 lbs.	1 ea./102 lbs.



60° CURVE BACKLESS UNIT

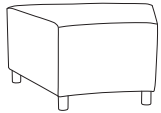
MODEL / DESCRIPTION / LIST PRICING



8332 20° Curve Unit (4 legs)

COM Yardage: Total: 2.75 Yds. / Sides: 1.75 Yds. / Top: 1 Yds.

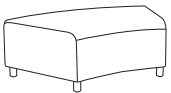
COM	GR1	GR2	GR3	GR4	GR5	GR6	GR7	GR8	GR9	GR10	LEA
\$1502	\$1617	\$1732	\$1865	\$1979	\$2109	\$2240	\$2370	\$2501	\$2633	\$2762	\$2950



8334 30° Curve Unit (4 legs)

COM Yardage: Total: 3.5 Yds. / Sides: 2 Yds. / Top: 1.5 Yds.

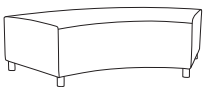
COM	GR1	GR2	GR3	GR4	GR5	GR6	GR7	GR8	GR9	GR10	LEA
\$1614	\$1729	\$1843	\$1973	\$2088	\$2220	\$2352	\$2483	\$2611	\$2744	\$2875	\$3062



8336 45° Curve Unit (4 legs)

COM Yardage: Total: 5 Yds. / Sides: 3.25 Yds. / Top: 1.75 Yds.

COM	GR1	GR2	GR3	GR4	GR5	GR6	GR7	GR8	GR9	GR10	LEA
\$2245	\$2358	\$2471	\$2605	\$2718	\$2850	\$2979	\$3110	\$3243	\$3373	\$3504	\$3693



8338 60° Curve Unit (5 legs)

COM Yardage: Total: 5.5 Yds. / Sides: 3 Yds. / Top: 2.5 Yds.

COM	GR1	GR2	GR3	GR4	GR5	GR6	GR7	GR8	GR9	GR10	LEA
\$2744	\$2857	\$2972	\$3104	\$3216	\$3348	\$3478	\$3610	\$3741	\$3871	\$4001	\$4190

OPTIONS

Add upcharge to list price and code to model number

FR	CAL 133 (TB 133) Fire Retardant per yard	\$118	/yd.
MB	Moisture Barrier (up to 60" overall width)	\$164	ea.
WOD	Solid Maple Wood Legs	\$32	ea.
PC	Polished Chrome Legs	\$34	ea.
CAS3	3" Locking Casters - Black	\$34	ea.
2FO	Two Fabric Option	\$131	per unit
GD1	Ratchet Ganging Device for Soft Seating	\$107	per pair
GD2	Flat Ganging Device for Soft Seating	\$107	per pair

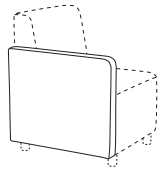
TABFB(-)	Fixed Blade Tablet (outside or inside, specify (L/R), shape A, B or C)	\$593	ea. tablet
LAM5	Non-standard laminate (5 tablets or less)	\$554	ea. tablet
SST	Solid Surface Tablet Arm - add to tablet option	\$271	ea. tablet
SS5	Non-standard Solid Surface (5 tablets or less)	Call For Quote	



SINGLE SEAT WITH ARMS

DIMENSIONS	R-L Arm	Center Arm
Overall Depth:	27"	19"
Overall Width:	3"	2"
Overall Height:	25"	21"
Qty./Wt.:	1 ea./25 lbs.	1 ea./10 lbs.

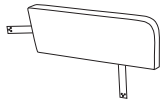
MODEL / DESCRIPTION / LIST PRICING



8358L/R Left or Right Arm

COM Yardage: 1.5 Yds..

COM	GR1	GR2	GR3	GR4	GR5	GR6	GR7	GR8	GR9	GR10	LEA
\$388	\$463	\$521	\$597	\$651	\$706	\$762	\$820	\$895	\$967	\$1042	\$1212



8358C Center Arm (ARM CAP NOT AVAILABLE)

COM Yardage: .75 Yds..

COM	GR1	GR2	GR3	GR4	GR5	GR6	GR7	GR8	GR9	GR10	LEA
\$377	\$454	\$507	\$581	\$637	\$696	\$753	\$807	\$883	\$957	\$1033	\$1199

Note: Tablet options available on full left or right arm only and cannot be used with arm caps.

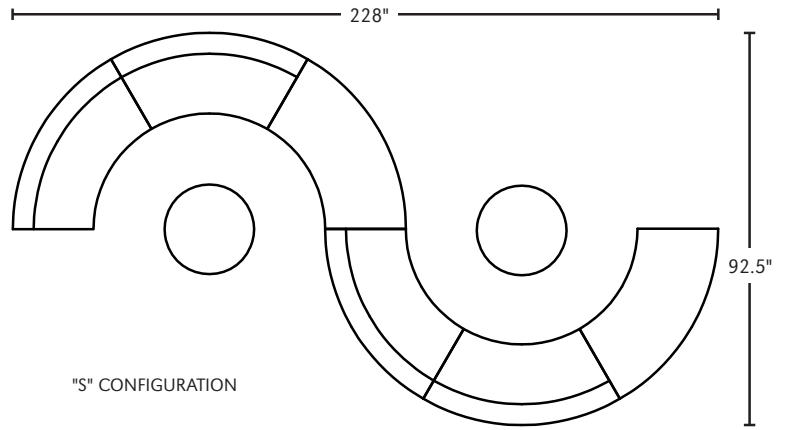
OPTIONS

Add upcharge to list price and code to model number

FR	CAL 133 (TB 133) Fire Retardant per yard	\$118	/yd.	SST	Solid Surface Tablet Arm - add to tablet option	\$271	ea. tablet
TAB(-)	Swivel Tablet (specify A, B or C, left or right arm)	\$653	ea. tablet	SS5	Non-standard Solid Surface (5 tablets or less)	Call For Quote	
TABR1(-)	Removable Tablet (specify A, B or C, left or right arm)	\$756	ea. tablet	WAC	Single Wood Arm Cap	\$116	
TABR2(-)	Removable Tablet (specify A, B or C both arm openings)	\$893	ea. tablet	PAC	Poly Arm Cap - Standard Black/Charcoal	\$89	ea.
LAM5	Non-standard laminate (5 tablets or less)	\$554	ea. tablet				



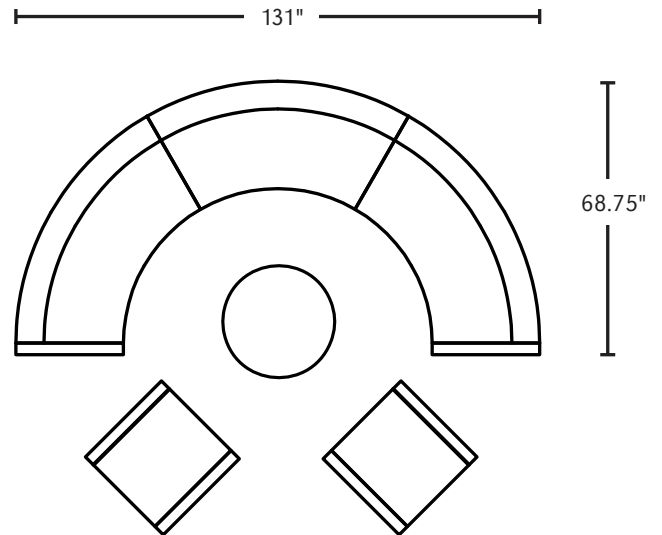
"S" CONFIGURATION: SIX 60° CURVE UNITS, TWO 60° BACKLESS CURVE UNITS WITH CABANA OCCASIONAL TABLES



"S" CONFIGURATION



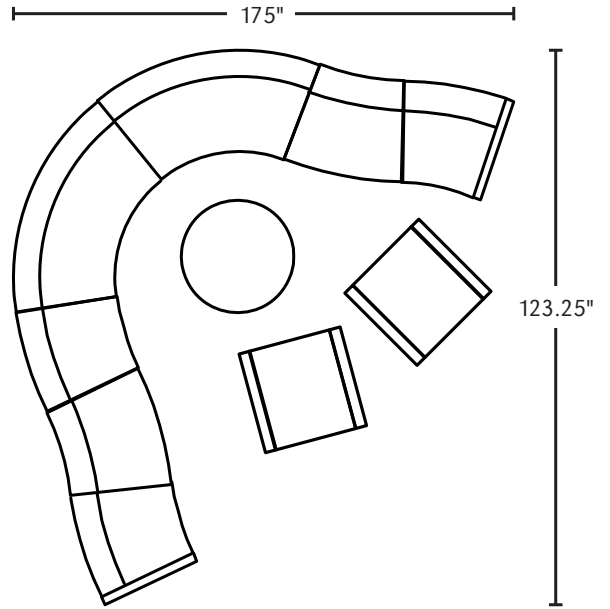
THREE 60° CURVE UNITS, TWO OUTSIDE ARMS, TWO LOUNGE UNITS AND 36" ROUND CABANA TABLE WITH COVE POWER OPTION



ARC CONFIGURATION

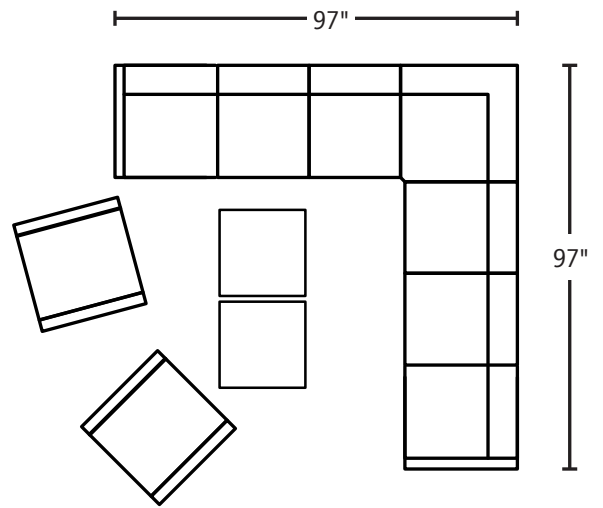


SERPENTINE CONFIGURATION



"L" SHAPE CONFIGURATION

ONE CORNER UNIT, SIX STRAIGHT UNITS,, TWO OUTSIDE ARMS, TWO LOUNGE UNITS AND TWO CABANA OCCASIONAL TABLES FEATURING COVE POWER OPTION

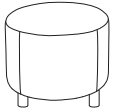


DIMENSIONS	18" Round	24" Round	30" Round	36" Round	42" Round
Overall Depth:	18"	24"	30"	36"	42"
Overall Width:	18"	24"	30"	36"	42"
Overall Height:	16" or 18"	18"	18"	18"	18"
Qty./Wt.:	1 ea./26 lbs.	1 ea./37 lbs.	1 ea./48 lbs.	1 ea./68 lbs.	1 ea./84 lbs.



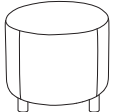
36" ROUND OTTOMAN

MODEL / DESCRIPTION / LIST PRICING



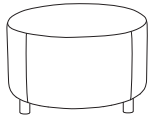
8341-S 18" Round Ottoman - 16" height (4 legs) (4 - 2" Casters Needed) COM Yardage: Total: 2.75 Yds. / Sides: 2 Yds. / Top: .75 Yds.

COM	GR1	GR2	GR3	GR4	GR5	GR6	GR7	GR8	GR9	GR10	LEA
\$1250	\$1310	\$1359	\$1420	\$1480	\$1541	\$1615	\$1687	\$1759	\$1857	\$1953	\$2255



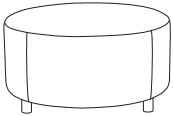
8341 18" Round Ottoman (4 legs) (4 - 2" Casters Needed) COM Yardage: Total: 2.75 Yds. / Sides: 2 Yds. / Top: .75 Yds.

COM	GR1	GR2	GR3	GR4	GR5	GR6	GR7	GR8	GR9	GR10	LEA
\$1280	\$1341	\$1392	\$1452	\$1513	\$1573	\$1645	\$1718	\$1792	\$1888	\$1985	\$2287



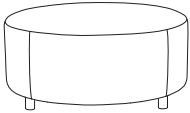
8339 24" Round Ottoman (4 legs) (4 Casters Needed) COM Yardage: Total: 2.75 Yds. / Sides: 2 Yds. / Top: .75 Yds.

COM	GR1	GR2	GR3	GR4	GR5	GR6	GR7	GR8	GR9	GR10	LEA
\$1583	\$1780	\$1976	\$2172	\$2368	\$2564	\$2761	\$2957	\$3154	\$3349	\$3546	\$3735



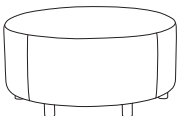
8340 30" Round Ottoman (4 legs) (4 Casters Needed) COM Yardage: Total: 3.5 Yds. / Sides: 2.5 Yds. / Top: 1 Yds.

COM	GR1	GR2	GR3	GR4	GR5	GR6	GR7	GR8	GR9	GR10	LEA
\$2176	\$2373	\$2570	\$2769	\$2963	\$3157	\$3354	\$3550	\$3747	\$3943	\$4138	\$4329



8342 36" Round Ottoman (4 legs) (4 Casters Needed) COM Yardage: Total: 4.25 Yds. / Sides: 2.75 Yds. / Top: 1.25 Yds.

COM	GR1	GR2	GR3	GR4	GR5	GR6	GR7	GR8	GR9	GR10	LEA
\$2617	\$2815	\$3011	\$3208	\$3406	\$3599	\$3796	\$3992	\$4189	\$4386	\$4581	\$4771



8344 42" Round Ottoman (6 legs) (6 Casters Needed) COM Yardage: Total: 4.5 Yds. / Sides: 2.75 Yds. / Top: 1.25 Yds.

COM	GR1	GR2	GR3	GR4	GR5	GR6	GR7	GR8	GR9	GR10	LEA
\$2828	\$3026	\$3223	\$3416	\$3614	\$3811	\$4007	\$4201	\$4400	\$4598	\$4792	\$4979

OPTIONS

Add upcharge to list price and code to model number

FR	CAL 133 (TB 133) Fire Retardant per yard	\$118	/yd.
MB	Moisture Barrier (up to 60" overall width)	\$164	ea.
WOD	Solid Maple Wood Legs	\$32	ea.
PC	Polished Chrome Legs	\$34	ea.

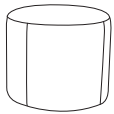
CAS2	2" Locking Casters - Black (18" size Only)	\$28	ea.
CAS3	3" Locking Casters - Black (not available on 18" size)	\$34	ea.
2FO	Two Fabric Option	\$131	

DIMENSIONS	18" Round	24" Round	30" Round	36" Round	42" Round
Overall Depth:	18"	24"	30"	36"	42"
Overall Width:	18"	24"	30"	36"	42"
Overall Height:	16" or 18"	18"	18"	18"	18"
Qty./Wt.:	1 ea./26 lbs.	1 ea./37 lbs.	1 ea./48 lbs.	1 ea./68 lbs.	1 ea./84 lbs.



ROUND OTTOMAN / NO LEGS
W/ PLASTIC GLIDES

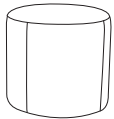
MODEL / DESCRIPTION / LIST PRICING



8341-NLS 18" Round Ottoman - 16" height / No Legs

COM Yardage: Total: 2.75 Yds. / Sides: 2 Yds. / Top: .75 Yds.

COM	GR1	GR2	GR3	GR4	GR5	GR6	GR7	GR8	GR9	GR10	LEA
\$1191	\$1252	\$1303	\$1363	\$1424	\$1485	\$1557	\$1629	\$1702	\$1799	\$1895	\$2198

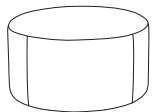


8341-NL 18" Round Ottoman / No Legs

COM Yardage: Total: 2.75 Yds. / Sides: 2 Yds. / Top: .75 Yds.



COM	GR1	GR2	GR3	GR4	GR5	GR6	GR7	GR8	GR9	GR10	LEA
\$1196	\$1359	\$1521	\$1685	\$1851	\$2010	\$2174	\$2335	\$2500	\$2663	\$2825	\$2981

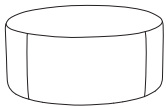


8339-NL 24" Round Ottoman / No Legs

COM Yardage: Total: 2.75 Yds. / Sides: 2 Yds. / Top: .75 Yds.



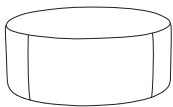
COM	GR1	GR2	GR3	GR4	GR5	GR6	GR7	GR8	GR9	GR10	LEA
\$1468	\$1642	\$1813	\$1987	\$2161	\$2332	\$2504	\$2676	\$2850	\$3023	\$3196	\$3362



8340-NL 30" Round Ottoman / No Legs

COM Yardage: Total: 3.5 Yds. / Sides: 2.5 Yds. / Top: 1 Yds.

COM	GR1	GR2	GR3	GR4	GR5	GR6	GR7	GR8	GR9	GR10	LEA
\$1989	\$2163	\$2333	\$2506	\$2683	\$2853	\$3026	\$3197	\$3372	\$3545	\$3715	\$3880



8342-NL 36" Round Ottoman / No Legs

COM Yardage: Total: 3.75 Yds. / Sides: 2.5 Yds. / Top: 1.25 Yds.

COM	GR1	GR2	GR3	GR4	GR5	GR6	GR7	GR8	GR9	GR10	LEA
\$2364	\$2536	\$2709	\$2884	\$3054	\$3227	\$3399	\$3573	\$3746	\$3917	\$4089	\$4253



8344-NL 42" Round Ottoman / No Legs

COM Yardage: Total: 4.25 Yds. / Sides: 2.75 Yds. / Top: 1.5 Yds.

COM	GR1	GR2	GR3	GR4	GR5	GR6	GR7	GR8	GR9	GR10	LEA
\$2564	\$2737	\$2910	\$3084	\$3256	\$3431	\$3602	\$3773	\$3946	\$4119	\$4292	\$4457

OPTIONS

Add upcharge to list price and code to model number

FR	CAL 133 (TB 133) Fire Retardant per yard	\$118	/yd.
MB	Moisture Barrier (up to 60" overall width)	\$164	ea.

2FO	Two Fabric Option	\$131	
-----	-------------------	-------	--

DIMENSIONS	27" Square	36" Square	42" Square
Overall Depth:	27"	36"	42"
Overall Width:	27"	36"	42"
Overall Height:	18"	18"	18"
Qty./Wt.:	1 ea./50 lbs.	1 ea./58 lbs.	1 ea./78 lbs.

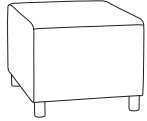


27" SQUARE WITH CASTERS
AND FIXED TABLET ARMS



36" SQUARE OTTOMAN

MODEL / DESCRIPTION / LIST PRICING

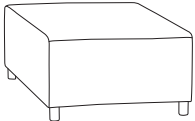


8346 27" Square Ottoman



COM Yardage: Total: 3 Yds. / Sides: 2 Yds. / Top: 1 Yds.

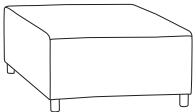
COM	GR1	GR2	GR3	GR4	GR5	GR6	GR7	GR8	GR9	GR10	LEA
\$1496	\$1681	\$1868	\$2050	\$2236	\$2423	\$2609	\$2793	\$2979	\$3163	\$3348	\$3526



8348 36" Square Ottoman

COM Yardage: Total: 3.75 Yds. / Sides: 2.5 Yds. / Top: 1.25 Yds.

COM	GR1	GR2	GR3	GR4	GR5	GR6	GR7	GR8	GR9	GR10	LEA
\$2424	\$2623	\$2819	\$3015	\$3210	\$3408	\$3605	\$3799	\$3995	\$4191	\$4389	\$4577



8350 42" Square Ottoman

COM Yardage: Total: 4.25 Yds. / Sides: 2.75 Yds. / Top: 1.5 Yds.

COM	GR1	GR2	GR3	GR4	GR5	GR6	GR7	GR8	GR9	GR10	LEA
\$2833	\$3030	\$3225	\$3421	\$3616	\$3814	\$4012	\$4207	\$4404	\$4600	\$4795	\$4983

OPTIONS

Add upcharge to list price and code to model number

FR	CAL 133 (TB 133) Fire Retardant per yard	\$118	/yd.
MB	Moisture Barrier (up to 60" overall width)	\$164	ea.
WOD	Solid Maple Wood Legs	\$32	ea.
PC	Polished Chrome Legs	\$34	ea.
CAS3	3" Locking Casters	\$34	ea.
2FO	Two Fabric Option	\$131	per unit
GD1	Ratchet Ganging Device for Soft Seating	\$107	per pair
GD2	Flat Ganging Device for Soft Seating	\$107	per pair

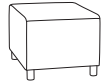
TABFB(-)	Fixed Blade Tablet (outside or inside, specify (L/R), shape A, B or C)	\$593	ea. tablet
LAM5	Non-standard laminate (5 tablets or less)	\$554	ea. tablet
SST	Solid Surface Tablet Arm - add to tablet option	\$271	ea. tablet
SS5	Non-standard Solid Surface (5 tablets or less)	Call For Quote	

DIMENSIONS	Straight Benches
Overall Depth:	20"
Overall Width:	22, 44, 66"
Overall Height:	18"
Qty./Wt.:	1 ea./45/60/78 lbs.



THREE SEAT STRAIGHT BENCH

MODEL / DESCRIPTION / LIST PRICING



8352 Single Seat Straight Bench

COM Yardage: Total: 2.25 Yds. / Sides: 1.5 Yds. / Top: .75 Yds.

COM	GR1	GR2	GR3	GR4	GR5	GR6	GR7	GR8	GR9	GR10	LEA
\$1253	\$1362	\$1469	\$1591	\$1701	\$1824	\$1947	\$2070	\$2193	\$2318	\$2441	\$2617



8354 Two Seat Straight Bench

COM Yardage: Total: 3.25 Yds. / Sides: 1.75 Yds. / Top: 1.5 Yds.

COM	GR1	GR2	GR3	GR4	GR5	GR6	GR7	GR8	GR9	GR10	LEA
\$2328	\$2524	\$2721	\$2915	\$3111	\$3309	\$3505	\$3700	\$3896	\$4096	\$4291	\$4477



8356 Three Seat Straight Bench

COM Yardage: Total: 4.5 Yds. / Sides: 2.5 Yds. / Top: 2 Yds.

COM	GR1	GR2	GR3	GR4	GR5	GR6	GR7	GR8	GR9	GR10	LEA
\$2736	\$2933	\$3129	\$3326	\$3521	\$3717	\$3914	\$4111	\$4308	\$4501	\$4699	\$4888

OPTIONS

Add upcharge to list price and code to model number

FR	CAL 133 (TB 133) Fire Retardant per yard	\$118	/yd.
MB	Moisture Barrier (up to 60" overall width)	\$164	ea.
MB60	Moisture Barrier (over 60" overall width)	\$262	ea.
WOD	Solid Maple Wood Legs	\$32	ea.
PC	Polished Chrome Legs	\$34	ea.
CAS3	3" Locking Casters - Black	\$34	ea.
2FO	Two Fabric Option	\$131	per unit
GD1	Ratchet Ganging Device for Soft Seating	\$107	per pair
GD2	Flat Ganging Device for Soft Seating	\$107	per pair

TABFB(-)	Fixed Blade Tablet (outside or inside, specify (L/R), shape A, B or C)	\$593	ea. tablet
LAM5	Non-standard laminate (5 tablets or less)	\$554	ea. tablet
SST	Solid Surface Tablet Arm - add to tablet option	\$271	ea. tablet
SS5	Non-standard Solid Surface (5 tablets or less)	Call For Quote	

OPTIONS

- CODE: FR - CAL 133 (TB 133) Fire Retardant
- CODE: MB - Moisture Barrier
- CODE: LOW - Fully Upholstered Low Back - 27" OA Height
- CODE: WOD - Solid Maple Wood Legs
- CODE: PC - Polished Chrome Legs
- CODE: CAS3 - 3" Locking Casters - Black
- CODE: 2FO - Two Fabric Option
- CODE: WAC - Wood Arm Caps
- CODE: PAC - Poly Arm Caps - Standard Black/Charcoal
- CODE: 3FO - Three Fabric Option
- CODE: GD1 - Ratchet Ganging Device for Soft Seating
- CODE: GD2 - Flat Ganging Device for Soft Seating

- CODE: GD3 - Flat Ganging Device for Café & Training Tables
- CODE: TAB(-) - Non-Removable Swivel Tablet
(laminat shape A, B or C left or right arm)
- CODE: TABR1(-) - Removable Swivel Tablet
(laminat shape A, B or C specify left or right arm)
- CODE: TABR2(-) - Removable Swivel Tablet
(laminat shape A, B or C with opening for tablet on both arms)
- CODE: LAM5 - Non-standard laminate for 5 or less tablets
see options for upcharge
- CODE: SST - Solid Surface Tablet Arm - add to tablet option.
- CODE: SS5 - Non-standard Solid Surface top for 5 or less tablets
- CODE: CO - Clean Out (overall width up to 50")
- CODE: CO1 - Clean Out (overall width over 50")

Note:

- Tablet orders of 5 or less - choice of 4 standard laminate colors: Wilsonart Black 1595-60, Formica Brite White 459-58, Wilsonart Montana Walnut 7110K-78 or Nevamar Silver Alu Metalx MXT003.
- Tablet orders of 6 or more - any choice standard laminate colors.

Note: Factory installed power/data available, see accessories online under the 'Products' tab.



RAVEN LOUNGE



RAVEN TWO SEAT LOUNGE



LOW-BACK



3" LOCKING CASTERS



ELECTRICAL/DATA

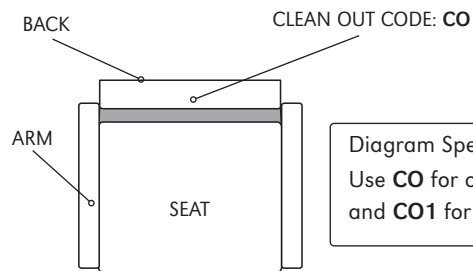


Diagram Specifies A Clean Out
Use **CO** for overall widths up to 50"
and **CO1** for overall widths over 50"

Note: Factory installed power/data available, see accessories online under the 'Products' tab.

TABLET SHAPES

Three Tablet Shapes::

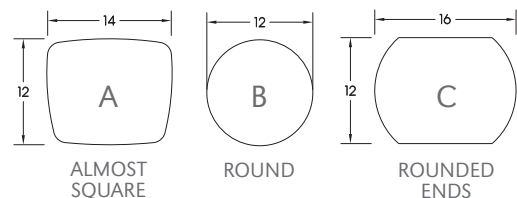
Choose from the three shapes shown and specify; A, B or C and left or right (outside tablet) when ordering.
Example: TABF-(A) Left - this would be a fixed shape A tablet on the left side (when seated).

Laminate Top: Tops are 3/4"

- Tablet orders of 5 or less have 4 standard laminate colors:
- Wilsonart Black 1595-60
 - Wilsonart Montana Walnut 7110K-78
 - Formica Brite White 459-58
 - Nevamar Silver Alu Metalx MXT003
- Edge: 6F Multi-Ply

Solid Surface Top:

- Tablet orders of 5 or less have 4 standard Corian colors:
- Bone
 - Canyon
 - Glacier White
 - Silver Grey



Note: Tablets can not be used with Arm Caps.

DIMENSIONS	Single Seat Lounge	Two Seat Lounge
Seat Depth:	20"	20"
Seat Height:	18"	18"
Arm Height:	25"	25"
Overall Depth:	27"	27"
Overall Width:	27"	49"
Overall Height:	33"	33"
Qty./Wt.:	1 ea./65 lbs.	1 ea./105 lbs.



RAVEN SINGLE LOUNGE
WITH OPTIONAL LOW BACK

MODEL / DESCRIPTION / LIST PRICING

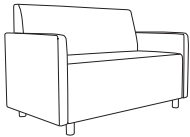


8403 Single Seat Lounge



COM Yardage: Total: 7 Yds. / Back: 2 Yds. / Seat: 2 Yds./ Arms(2) 3 Yds.

COM	GR1	GR2	GR3	GR4	GR5	GR6	GR7	GR8	GR9	GR10	LEA
\$2328	\$2575	\$2784	\$3045	\$3260	\$3489	\$3718	\$3946	\$4208	\$4470	\$4732	\$5213



8401 Two Seat Lounge

COM Yardage: Total: 10 Yds. / Back: 4 Yds. / Seat: 3 Yds. / Arms(2) 3 Yds.

COM	GR1	GR2	GR3	GR4	GR5	GR6	GR7	GR8	GR9	GR10	LEA
\$3399	\$3728	\$4021	\$4351	\$4643	\$4938	\$5233	\$5526	\$5855	\$6182	\$6509	\$6991

Note: Clean out option is only available when units are facing the same direction.

OPTIONS

Add upcharge to list price and code to model number

FR	CAL 133 (TB 133) Fire Retardant per yard	\$118	/yd.	TAB(-)	Swivel Tablet (specify A, B or C, left or right arm)	\$653	ea. tablet
MB	Moisture Barrier (up to 60" overall width)	\$164	ea.	TABR1(-)	Removable Tablet (specify A, B or C, left or right arm)	\$756	ea. tablet
LOW	Fully Upholstered Low Back - 27" OA Height	\$124		TABR2(-)	Removable Tablet (specify A, B or C both arm openings)	\$893	ea. tablet
WOD	Solid Maple Wood Legs	\$32	ea.	LAM5	Non-standard laminate (5 tablets or less)	\$554	ea. tablet
PC	Polished Chrome Legs	\$34	ea.	SST	Solid Surface Tablet Arm - add to tablet option	\$271	ea. tablet
PB	Laminate Plinth Base - Straight Unit	\$209		SS5	Non-standard Solid Surface (5 tablets or less)	Call For Quote	
CAS3	3" Locking Casters - Black	\$34	ea.	WAC	Wood Arm Cap	\$116	ea.
2FO	Two Fabric Option	\$131	per unit	PAC	Poly Arm Cap - Standard Black/Charcoal	\$89	ea.
3FO	Three Fabric Option	\$199	per unit	CO	Clean Out (overall width up to 50")	\$327	
GD1	Ratchet Ganging Device for Soft Seating	\$107	per pair	CO1	Clean Out (overall width over 50")	\$503	
GD2	Flat Ganging Device for Soft Seating	\$107	per pair				

RAVEN JUNIOR COLLECTION

The Raven Junior Lounge Series offers great creativity and flexibility in children's seating. Designed for children's areas and any public spaces that require durable seating.



60° CURVE UNIT



RAVEN JUNIOR



RAVEN JUNIOR
MODULAR CONFIGURATION

ORDERING INFORMATION

- | | |
|----------------------------|-------------------------------|
| 1) Series Name | 5) Powder Coat Color for legs |
| 2) Model Number | 6) Optional Items |
| 3) Quantity | |
| 4) Fabric Grade and Number | |

STANDARD BASE FINISHES

4 Leg: Standard Powder Coat

OPTIONAL BASE FINISHES

4 Leg: Polished Chrome or Standard Wood Finish

GENERAL SPECIFICATIONS

Upholstery / Foam

Seat and back are covered in choice of fabric, vinyl, crypton, leather or COM. ERG uses only water based glues and adhesives in our upholstery process. All foam is fully bonded to frame. Seat cushions are 4" graded high resiliency (H.R.) block foam with back 3" (H.R.) foam, covered entirely with special bonded polyester fiber to protect final upholstery.

Frame Construction

Frame assembly is constructed of multi-ply hardwood, with tongue and groove construction. No sag-springs are installed in seat & back along with interlocking helicoil springs to prevent sagging and provide additional lower back and seat support.

Base Details

4 Leg: 2"RD X 3"H round tubular steel legs.

Metal legs - Poly Vinyl glides

Wood legs - Felt pads

Casters: 3" Locking Casters

OPTIONS

- CODE: FR - CAL 133 (TB 133) Fire Retardant
- CODE: MB - Moisture Barrier (Up To 60" Overall Width)
- CODE: WOD - Solid Maple Wood Legs
- CODE: PC - Polished Chrome Legs
- CODE: CAS3 - 3" Locking Casters - Black
- CODE: 2FO - Two Fabric Option
- CODE: GD1 - Ratchet Ganging Device for Soft Seating
- CODE: GD2 - Flat Ganging Device for Soft Seating



DIMENSIONS	Single Unit	Two Seat Unit	Two Seat Backless Unit	Square Ottoman	Round Ottomans
Seat Depth:	17.5"	17.5"	24"	-	-
Seat Height:	16"	16"	16"	-	-
Overall Depth:	24"	24"	24"	24"	18"
Overall Width:	18"	42"	42"	24"	18"
Overall Height:	27.5"	27.5"	16"	16"	16"
Qty./Wt.:	1 ea./35 lbs.	1 ea./60 lbs.	1 ea./55 lbs.	1 ea./40 lbs.	1 ea./40 lbs.



SINGLE UNIT

MODEL / DESCRIPTION / LIST PRICING



8400 Single Unit (4 Legs)

COM Yardage: Total: 3 Yds. / Back: 1.5 Yds. / Seat: 1.5 Yds.

COM	GR1	GR2	GR3	GR4	GR5	GR6	GR7	GR8	GR9	GR10	LEA
\$1351	\$1448	\$1504	\$1565	\$1628	\$1694	\$1762	\$1831	\$1903	\$1982	\$2061	\$2436



8402 Two Seat Unit (4 legs)

COM Yardage: Total: 4.5 Yds. / Back: 2.5 Yds. / Seat: 2 Yds.

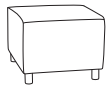
COM	GR1	GR2	GR3	GR4	GR5	GR6	GR7	GR8	GR9	GR10	LEA
\$2154	\$2302	\$2394	\$2491	\$2590	\$2694	\$2801	\$2913	\$3031	\$3153	\$3277	\$3875



8404 Two Seat Backless Unit (4 legs)

COM Yardage: Total: 3.5 Yds. / Top: 1.5 Yds. / Sides: 2 Yds.

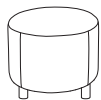
COM	GR1	GR2	GR3	GR4	GR5	GR6	GR7	GR8	GR9	GR10	LEA
\$1853	\$1973	\$2048	\$2121	\$2202	\$2286	\$2373	\$2462	\$2554	\$2653	\$2750	\$3231



8406 24" Square Ottoman - 16" height (4 legs)

COM Yardage: Total: 2.75 Yds. / Top: .75 Yds. / Sides: 1.5 Yds.

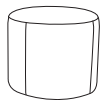
COM	GR1	GR2	GR3	GR4	GR5	GR6	GR7	GR8	GR9	GR10	LEA
\$1231	\$1306	\$1355	\$1403	\$1453	\$1505	\$1564	\$1617	\$1678	\$1740	\$1802	\$2109



8341-S 18" Round Ottoman - 16" height (4 legs)

COM Yardage: Total: 2.75 Yds. / Sides: 2 Yds. / Top: .75 Yds.

COM	GR1	GR2	GR3	GR4	GR5	GR6	GR7	GR8	GR9	GR10	LEA
\$1250	\$1310	\$1359	\$1420	\$1480	\$1541	\$1615	\$1687	\$1759	\$1857	\$1953	\$2255



8341-NLS 18" Round Ottoman - 16" height / No Legs

COM Yardage: Total: 2.75 Yds. / Sides: 2 Yds. / Top: .75 Yds.

COM	GR1	GR2	GR3	GR4	GR5	GR6	GR7	GR8	GR9	GR10	LEA
\$1191	\$1252	\$1303	\$1363	\$1424	\$1485	\$1557	\$1629	\$1702	\$1799	\$1895	\$2198

OPTIONS

Add upcharge to list price and code to model number

FR	CAL 133 (TB 133) Fire Retardant per yard	\$118	/yd.
MB	Moisture Barrier (up to 60" overall width)	\$164	ea.
2FO	Two Fabric Option	\$131	per unit
GD1	Ratchet Ganging Device for Soft Seating	\$107	per pair
GD2	Flat Ganging Device for Soft Seating	\$107	per pair

PC	Polished Chrome Legs	\$34	ea.
CAS3	3" Locking Casters - Black	\$34	ea.
WOD	Solid Maple Wood Legs	\$32	ea.

DIMENSIONS	30° curve unit (inside / outside)	60° curve unit (inside / outside)	Backless 30° unit	Backless 60° unit
Seat Depth:	17.5"	17.5"	24"	24"
Seat Height:	16"	16"	16"	16"
Overall Depth:	26"	28"	26"	28"
Overall Width:	24.5"	47"	24.5"	47"
Overall Height:	27.5"	27.5"	16"	16"
Qty./Wt.:	1 ea./62 lbs.	1 ea./110 lbs.	1 ea./35 lbs.	1 ea./55 lbs.



60° CURVE UNIT

MODEL / DESCRIPTION / LIST PRICING



8408 30° inside curve unit (4 Legs)

COM Yardage: Total: 4 Yds. / Back: 2 Yds. / Seat: 2 Yds.

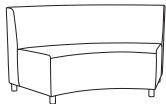
COM	GR1	GR2	GR3	GR4	GR5	GR6	GR7	GR8	GR9	GR10	LEA
\$1379	\$1463	\$1533	\$1593	\$1654	\$1714	\$1788	\$1860	\$1932	\$2031	\$2127	\$2428



8410 30° outside curve unit (4 Legs)

COM Yardage: Total: 4.5 Yds. / Back: 2 Yds. / Seat: 2.5 Yds.

COM	GR1	GR2	GR3	GR4	GR5	GR6	GR7	GR8	GR9	GR10	LEA
\$1516	\$1610	\$1687	\$1754	\$1820	\$1887	\$1967	\$2046	\$2127	\$2233	\$2340	\$2672



8412 60° inside curve unit (5 Legs)

COM Yardage: Total: 6.5 Yds. / Back: 4 Yds. / Seat: 2.5 Yds.

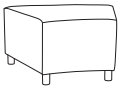
COM	GR1	GR2	GR3	GR4	GR5	GR6	GR7	GR8	GR9	GR10	LEA
\$2322	\$2486	\$2584	\$2687	\$2794	\$2907	\$3023	\$3146	\$3271	\$3399	\$3538	\$4182



8414 60° outside curve unit (5 Legs)

COM Yardage: Total: 7 Yds. / Back: 3 Yds. / Seat: 4 Yds.

COM	GR1	GR2	GR3	GR4	GR5	GR6	GR7	GR8	GR9	GR10	LEA
\$2521	\$2684	\$2782	\$2886	\$2992	\$3105	\$3222	\$3343	\$3468	\$3598	\$3738	\$4380



8416 Backless 30° unit (4 Legs)

COM Yardage: Total: 3 Yds. / Top: 1 Yds. / Sides: 2 Yds.

COM	GR1	GR2	GR3	GR4	GR5	GR6	GR7	GR8	GR9	GR10	LEA
\$1242	\$1329	\$1382	\$1438	\$1496	\$1556	\$1615	\$1680	\$1748	\$1819	\$1892	\$2234



8418 Backless 60° unit (5 Legs)

COM Yardage: Total: 4.75 Yds. / Top: 2 Yds. / Sides: 2.75 Yds.

COM	GR1	GR2	GR3	GR4	GR5	GR6	GR7	GR8	GR9	GR10	LEA
\$1956	\$2093	\$2179	\$2265	\$2355	\$2448	\$2547	\$2649	\$2754	\$2863	\$2976	\$3522

OPTIONS

Add upcharge to list price and code to model number

FR	CAL 133 (TB 133) Fire Retardant per yard	\$118	/yd.
MB	Moisture Barrier (up to 60" overall width)	\$164	ea.
2FO	Two Fabric Option	\$131	per unit
GD1	Ratchet Ganging Device for Soft Seating	\$107	per pair
GD2	Flat Ganging Device for Soft Seating	\$107	per pair

PC	Polished Chrome Legs	\$34	ea.
CAS3	3" Locking Casters - Black	\$34	ea.
WOD	Solid Maple Wood Legs	\$32	ea.

REWIND

The Rewind chair features a two piece polypropylene shell with a slotted back and a clean out feature. The slotted back design offers style and ventilation. Frames are available in standard polished chrome or optional powder coat color finishes.



4 LEG CHAIR / ARMS / CASTERS



BAR STOOLS

ORDERING INFORMATION

To Order Please Specify:

- 1) Series Name
- 2) Model Number
- 3) Quantity
- 4) Optional Powder Coat Color
- 5) Fabric Grade & Number
- 6) Optional Items

CHAIRS	WEIGHT LIMIT
Metal Legs	350 lbs.

STANDARD BASE FINISHES

- 4 Leg Metal Base:** Polished Chrome
- 4 Leg Metal Base with Casters:** Polished Chrome
- Bar Stool:** Polished Chrome
- 5-Star Swivel on Casters:** Aluminum Chrome

5 PLASTIC SHELL COLORS



BLACK



CHARCOAL



WHITE



NAVY BLUE



GREEN

OPTIONAL BASE FINISHES

- 4 Leg Metal Base:** Standard Powder Coat
- 4 Leg Metal Base with Casters:** Standard Powder Coat
- Bar Stool:** Standard Powder Coat
- 5-Star Swivel on Casters:** Color Match Base

GENERAL SPECIFICATIONS

Shell

- Rewind polypropylene chairs feature a contoured, perforated backrest and waterfall design seat.
- Backrest features a slotted pattern with 1.125" x .25" rounded rectangles.
Note: Molded polypropylene material is shatter proof and scratch resistant. Gentle flex back.

Upholstery

- Seat insert is upholstered over 1/2" foam.
- Seat can be upholstered with choice of fabric, vinyl, crypton, leather or approved COM.

Base Details

- 4-Leg Base:** Chair frames are made of .875" diameter, 16 gauge steel tubing with hand brazed welds. Factory installed adjustable steel glides.
- Glides:** Factory installed self leveling steel glides.
- 5-Star Swivel on Casters:** 360° swivel, polished aluminum construction with adjustable seat height with Black Carpet Casters.
- High Chair:** High chair kit consists of 8" or 10" extended piston with adjustable chrome foot ring. (Priced in)

Chair Controls:

- Swivel
- Pneumatic height adjustment
- No tilt
- Chair frame is slightly tilted for seating comfort

Stacking

- 4-leg models stack 10 high on dolly.
- 4-leg with Casters stack 10 high on dolly.
- 4-leg with arms 4 high.
- Bar stool 2-3 high (no arms only)

OPTIONS

- CODE: FR - CAL 133 (TB 133) Fire Retardant
- CODE: MBC - Moisture Barrier Chair
- CODE: SF - Powder Coat Finish
- CODE: AGF - Fold out Ganging (includes SPN)
- CODE: SPN - Plastic Seat Pan to Protect Upholstery (Recommended for stacking chairs with UPH seats)
- CODE: CH - Counter Height (24" Seat Height)
- CODE: SH - Specialty Height (22" Lowest Seat Height)
- CODE: CM5 - Color Match Base
- CODE: B5 - Impact Resistant Black Poly Base
- CODE: GC - Black Glides for 5 star base
- CODE: BFC - Black Hard Floor and Carpet Casters



UPHOLSTERED SEAT INSERT



OPTIONAL SEAT PAN TO PROTECT UPHOLSTERY



STANDARD ALUMINUM SWIVEL BASE



SWIVEL CHAIR GLIDES



EASY FOLDOUT GANGING (FACTORY INSTALLED ONLY)

DIMENSIONS	4-Leg	4-Leg Arms
Seat Width:	17.5"	19.75"
Seat Depth:	18.25"	18.25"
Seat Height:	18.25"	18.25"
Arm Height	-	27"
Back Height:	33"	33"
Overall Width:	20"	22.75"
Overall Depth:	22"	22"
Qty./Wt. per carton:	3 ea./30 lbs.	3 ea./48 lbs.



4 LEGGED CHAIR

MODEL / DESCRIPTION / LIST PRICING



7600 4-Legged Side Chair



Chair
\$434



7601 4-Legged Side Chair - Upholstered Seat Insert

COM Yardage: 0.75 Yard

COM	GR1	GR2	GR3	GR4	GR5	GR6	GR7	GR8	GR9	GR10	LEA
\$577	\$616	\$641	\$662	\$687	\$713	\$740	\$767	\$798	\$825	\$858	\$1003



7604 4-Legged Arm Chair

Chair
\$519



7605 4-Legged Arm Chair - Upholstered Seat Insert

COM Yardage: 0.75 Yard

COM	GR1	GR2	GR3	GR4	GR5	GR6	GR7	GR8	GR9	GR10	LEA
\$662	\$709	\$738	\$767	\$799	\$828	\$861	\$895	\$931	\$971	\$1011	\$1193

OPTIONS

Add upcharge to list price and code to model number

FR	CAL 133 (TB 133) Fire Retardant per yard.	\$118	/yd.
MBC	Moisture Barrier Chair	\$84	ea.
SF	Powder Coat Finish	\$63	

SPN	Plastic Seat Pan to protect upholstery (Black)	\$42	
AGF	Fold Out Ganging	\$87	

DIMENSIONS	4-Leg w/ Casters	Arm Chair w/ Casters
Seat Width:	17.5"	19.75"
Seat Depth:	18.25"	18.25"
Seat Height:	18.25"	18.25"
Arm Height	-	27"
Back Height:	33"	33"
Overall Width:	20"	22.75"
Overall Depth:	22"	22"
Qty./Wt. per carton:	3 ea./40 lbs.	3 ea./40 lbs.



4 LEGGED WITH ARMS AND
CASTERS

MODEL / DESCRIPTION / LIST PRICING



7608 4-Legged Side Chair with Casters

Chair
\$496



7609 4-Legged Side Chair with Casters - Upholstered Seat Insert

COM Yardage: 0.75 Yard

COM	GR1	GR2	GR3	GR4	GR5	GR6	GR7	GR8	GR9	GR10	LEA
\$646	\$690	\$719	\$748	\$776	\$808	\$841	\$875	\$910	\$946	\$982	\$1163



7612 4-Legged Arm Chair and Casters

Chair
\$629



7613 4-Legged Arm Chair with Casters - Upholstered Seat Insert

COM Yardage: 0.75 Yard

COM	GR1	GR2	GR3	GR4	GR5	GR6	GR7	GR8	GR9	GR10	LEA
\$773	\$826	\$860	\$894	\$929	\$967	\$1006	\$1045	\$1089	\$1131	\$1177	\$1392

OPTIONS

Add upcharge to list price and code to model number

FR	CAL 133 (TB 133) Fire Retardant per yard.	\$118	/yd.
MBC	Moisture Barrier Chair	\$84	ea.
SF	Powder Coat Finish	\$63	

SPN	Plastic Seat Pan in Black	\$42	
AGF	Fold Out Ganging	\$87	

DIMENSIONS	Stool	Stool w/ Arms
Seat Width:	17.5"	19.75"
Seat Depth:	18"	18"
Seat Height:	29.5"	29.5"
Arm Height	-	38.25"
Back Height:	44"	44"
Overall Width:	20.25"	22.75"
Overall Depth:	20.25"	20.25"
Qty./Wt. per carton:	2 ea./48 lbs.	1 ea./48 lbs.



BAR STOOL WITH UPHOLSTERED SEAT INSERT

MODEL / DESCRIPTION / LIST PRICING



7616 Bar Stool



Chair
\$711



7617 Bar Stool - Upholstered Seat Insert

COM Yardage: 0.75 Yard

COM	GR1	GR2	GR3	GR4	GR5	GR6	GR7	GR8	GR9	GR10	LEA
\$855	\$915	\$953	\$992	\$1029	\$1071	\$1115	\$1161	\$1205	\$1252	\$1305	\$1542



7620 Bar Stool with Arms

Chair
\$881



7621 Bar Stool with Arms / Upholstered Seat Insert

COM Yardage: 0.75 Yard

COM	GR1	GR2	GR3	GR4	GR5	GR6	GR7	GR8	GR9	GR10	LEA
\$1033	\$1106	\$1151	\$1197	\$1243	\$1295	\$1346	\$1400	\$1454	\$1514	\$1574	\$1861

NOTE: BAR STOOL W/ARMS ARE NOT STACKABLE

OPTIONS

Add upcharge to list price and code to model number

FR	CAL 133 (TB 133) Fire Retardant per yard.	\$118	/yd.
MBC	Moisture Barrier Chair	\$84	ea.
SF	Powder Coat Finish (Stool)	\$76	

SPN	Plastic Seat Pan to protect upholstery (Black)	\$42	
CH	Counter Height (24" Seat Height)	\$37	
SH	Specialty Height (22" Lowest Seat Height)	\$37	

DIMENSIONS	Swivel	Swivel w/ Arms
Seat Width:	17.5"	19.75"
Seat Depth:	18"	18"
Seat Height:	17.5" - 20.5"	17.5" - 20.5"
Arm Height	-	29.5" - 34.5"
Back Height:	30" - 35"	30" - 35"
Overall Width:	26.25"	26.25"
Overall Depth:	26.25"	26.25"
Qty./Wt. per carton:	1 ea./17.68 lbs.	1 ea./25 lbs.



SWIVEL ARM CHAIR WITH
STANDARD ALUMINUM BASE
WITH SEAT INSERT

MODEL / DESCRIPTION / LIST PRICING



7624 Swivel Chair

Chair
\$636



7625 Swivel Chair - Upholstered Seat Insert

COM Yardage: 0.75 Yard

COM	GR1	GR2	GR3	GR4	GR5	GR6	GR7	GR8	GR9	GR10	LEA
\$772	\$826	\$858	\$894	\$929	\$966	\$1002	\$1044	\$1086	\$1130	\$1175	\$1387



7628 Swivel Arm Chair

Chair
\$802



7629 Swivel Arm Chair - Upholstered Seat Insert

COM Yardage: 0.75 Yard

COM	GR1	GR2	GR3	GR4	GR5	GR6	GR7	GR8	GR9	GR10	LEA
\$894	\$955	\$994	\$1034	\$1075	\$1116	\$1162	\$1209	\$1257	\$1307	\$1358	\$1606

OPTIONS

Add upcharge to list price and code to model number

FR	CAL 133 (TB 133) Fire Retardant per yard.	\$118	/yd.
MBC	Moisture Barrier Chair	\$84	ea.
CM5	Color Match Base	\$37	

B5	Impact Resistant Black Poly Base	deduct \$28 list	
GC	Black Glides for 5 star base	\$37	
BFC	Black Hard Floor & Carpet Casters	\$44	per chair

DIMENSIONS	H8	H8 with Arms	H10	H10 with Arms
Seat Width:	17.5"	19.75"	17.5"	19.75"
Seat Depth:	18"	18"	18"	18"
Seat Height:	21.5 - 29"	21.5 - 29"	26" - 36"	26" - 36"
Arm Height	-	30.5" - 38"	-	35" - 45"
Back Height:	37"- 44.5"	37"- 44.5"	41.5" - 51.5"	41.5" - 51.5"
Overall Width:	26.25"	26.25"	26.25"	26.25"
Overall Depth:	26.25"	26.25"	26.25"	26.25"
Qty./Wt. per carton:	1 ea./28 lbs.	1 ea./28 lbs.	1 ea./28 lbs.	1 ea./28 lbs.



SWIVEL ARM CHAIR WITH HI-CHAIR KIT AND STANDARD ALUMINUM BASE AND OPTIONAL TWO TONE SELF BRAKING CASTERS

MODEL / DESCRIPTION / LIST PRICING



7624-H8
7624-H10 Swivel Chair with High Chair Kit

Chair
\$805



7625-H8
7625-H10 Swivel Chair with High Chair Kit - Upholstered Seat Insert

COM Yardage: 0.75 Yard

COM	GR1	GR2	GR3	GR4	GR5	GR6	GR7	GR8	GR9	GR10	LEA
\$940	\$1006	\$1045	\$1087	\$1131	\$1175	\$1223	\$1272	\$1321	\$1375	\$1429	\$1689



7628-H8
7628-H10 Swivel Arm Chair with High Chair Kit

Chair
\$925



7629-H8
7629-H10 Swivel Arm Chair with High Chair Kit - Upholstered Seat Insert

COM Yardage: 0.75 Yard

COM	GR1	GR2	GR3	GR4	GR5	GR6	GR7	GR8	GR9	GR10	LEA
\$1060	\$1137	\$1181	\$1227	\$1276	\$1327	\$1381	\$1437	\$1494	\$1553	\$1616	\$1909

OPTIONS

Add upcharge to list price and code to model number

FR	CAL 133 (TB 133) Fire Retardant per yard.	\$118	/yd.
MBC	Moisture Barrier Chair	\$84	ea.
CM5	Color Match Base	\$37	

B5	Impact Resistant Black Poly Base	deduct \$28 list	
GC	Black Glides for 5 star base	\$37	
BFC	Black Hard Floor & Carpet Casters	\$44	per chair



BLACK POLY WITH BLACK MATTE
POWDER COAT BASE



WHITE POLY WITH WHITE MATTE
POWDER COAT BASE



CHARCOAL POLY WITH CHARCOAL
POWDER COAT BASE

OPTIONAL COLOR MATCHED BASES AVAILABLE IN THESE SIX COLORS



GREEN POLY WITH CANARY GREEN
POWDER COAT BASE



NAVY BLUE POLY WITH NAVY BLUE
POWDER COAT BASE

SAMBA

The Samba collection features three distinct fully upholstered seat designs. The seats are constructed with cold injected urethane foam over a tubular steel frame. Several different bases are available including metal leg and wood leg. Wood leg and sled base and welded metal 4-leg bar stools complete the collection.



MID-BACK WITH WOOD BASE



DEMI BACK BAR STOOL WITH WOOD LEGS

ORDERING INFORMATION

To Order Please Specify:

- 1) Series Name
- 2) Model Number
- 3) Quantity
- 4) Fabric Grade and Number
- 5) Optional Items

CHAIRS	WEIGHT LIMIT
Metal Legs	350 lbs.
Wood Legs	250 lbs.

STANDARD BASE FINISHES

- 4 Legs:** Polished Chrome
- Wood Legs:** Standard Wood Stain
- Bar Stool with Wood Legs:** Standard Wood Stain Includes Foot Rest in Polished Chrome
- Sled Base Bar Stool:** Polished Chrome

OPTIONAL BASE FINISHES

- 4 Legs:** Standard Powder Coat
- Sled Base Bar Stool:** Standard Powder Coat

GENERAL SPECIFICATIONS

Upholstery / Foam

- Cold injected urethane molded foam with inner steel welded frame.
- Samba is fully upholstered and available with approved fabric, crypton, vinyl or COM.

Graded-In & COM Fabric Testing

Due to the complexity of the upholstery process, please submit your Graded-in/COM for testing. A 10"x10" sample is required. **ALL FABRIC MUST BE PRE APPROVED.** Please see Approved Fabrics link under product webpage images.

Base Details

Midback

4-Legs: Frame is fully welded. 3/4" diameter 14-gauge steel tubing with adjustable glides installed.
Wood Legs: In round solid beech, tapered style. Size of taper legs is 1-1/4" to 2" diameter. All 4 legs are inserted in a fabricated, welded metal bracket and tightly secured. Underseat metal bracket is painted in white optional black.

Bar Stool with Wood Legs - In round solid beech, tapered style. Size of taper legs is 1-1/4" to 2 diameter. All 4 legs are inserted in a fabricated, welded metal bracket and tightly secured. A polished chrome footrest is inserted to 4 legs with machined screws for additional strength. Underseat metal bracket is painted in white optional black.

Demi-Back

Bar Stool with Wood Legs: In round solid beech, tapered style. Size of taper legs is 1-1/4" to 2 diameter. All 4 legs are inserted in a fabricated, welded metal bracket and tightly secured. A polished chrome footrest is inserted to 4 legs with machined screws for additional strength. Underseat metal bracket is painted in white optional black.

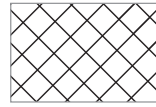
Sled base Bar Stool: .5" tubing in a slanted design with integrated footrest

OPTIONS


- CODE: FR - CAL 133 (TB 133) Fire Retardant
- CODE: MBC - Moisture Barrier Chair
- CODE: SF - Powder Coat Finish
- CODE: CH - Counter Height (24" Seat Height)
- CODE: SH - Specialty Height (22" Lowest Seat Height)
- CODE: TFT1 - Diamond Tufting - Single Back
- CODE: VBL - Black Under Metal Frame (Wood Legs)

TUFTING

Only diamond tufting available for Samba series.



diamond



SAMBA - DIAMOND TUFTING DETAIL
ON BACK

DIMENSIONS	4-Leg Chair	Wood Leg Chair
Inside Width:	20"	17"
Seat Height:	18"	18"
Arm Height:	26"	24"
Overall Depth:	24"	24"
Overall Width:	24.5"	24.5"
Overall Height:	31"	31"
Qty./Wt. per carton:	1 ea./32 lbs.	1 ea./50 lbs.



4 LEGS



WOOD LEGS

MODEL / DESCRIPTION / LIST PRICING



5037 Mid-Back 4 Legs

COM Yardage: 2 yards

COM	GR1	GR2	GR3	GR4	GR5	GR6	GR7	GR8	GR9	GR10	LEA
\$1382	\$1478	\$1537	\$1599	\$1663	\$1730	\$1797	\$1870	\$1945	\$2024	\$2104	\$2486



5037-W Mid-Back Wood Legs

COM Yardage: 2 yards

COM	GR1	GR2	GR3	GR4	GR5	GR6	GR7	GR8	GR9	GR10	LEA
\$1954	\$2091	\$2172	\$2261	\$2352	\$2445	\$2544	\$2644	\$2752	\$2861	\$2975	\$3517

OPTIONS

Add upcharge to list price and code to model number

FR	CAL 133 (TB 133) Fire Retardant	\$118	/yd.
TFT1	Diamond Tufting	\$125	per seat
SF	Powder Coat Finish (5037 Only)	\$63	

VBL	Black Under Metal Frame (Wood Legs)	\$49	
MBC	Moisture Barrier Chair	\$84	ea.

DIMENSIONS	Demi Back Sled Base	Demi Back Wood Legs
Inside Width:	15.5"	15.5"
Seat Height:	29"	29"
Overall Depth:	18"	19.5"
Overall Width:	18"	19"
Overall Height:	36.5"	36"
Qty./Wt. per carton:	1 ea./18 lbs	1 ea./22 lbs



WOOD LEGS



SLED BASE

MODEL / DESCRIPTION / LIST PRICING



5047 Demi Back Bar Stool Sled Base

COM Yardage: 1.5 yards

COM	GR1	GR2	GR3	GR4	GR5	GR6	GR7	GR8	GR9	GR10	LEA
\$1147	\$1226	\$1276	\$1327	\$1380	\$1434	\$1490	\$1551	\$1614	\$1678	\$1745	\$2062



5047-W Demi Back Bar Stool Wood Legs

COM Yardage: 1.5 yards

COM	GR1	GR2	GR3	GR4	GR5	GR6	GR7	GR8	GR9	GR10	LEA
\$1728	\$1848	\$1921	\$1997	\$2078	\$2162	\$2248	\$2336	\$2432	\$2527	\$2630	\$3108

OPTIONS

Add upcharge to list price and code to model number

FR	CAL 133 (TB 133) Fire Retardant	\$118	/yd.
SF	Powder Coat Finish (Bar Stool 5047 only)	\$76	
VBL	Black Under Metal Frame (Wood Legs)	\$49	

TFT1	Diamond Tufting	\$125	per seat
MBC	Moisture Barrier Chair	\$84	ea.

SAMMY

The Sammy is fully upholstered over high resiliency foam on a solid hardwood frame featuring square steel tube legs. Designed for student housing and any public spaces that require long duration seating comfort and greater width and depth.



SAMMY ARM CHAIR WITH
OPTIONAL WOOD LEGS
AND POWER / DATA



SAMMY OTTOMAN WITH
OPTIONAL WOOD LEGS



THREE SEAT SAMMY LOUNGE WITH CHAISE

ORDERING INFORMATION

- 1) Series Name
- 2) Model Number
- 3) Quantity
- 4) Fabric Grade and Number
- 5) Powder Coat Leg Color
- 6) Optional Items

SOFT SEATING	WEIGHT LIMIT
1 Seat	500 lbs.
2 Seat	1000 lbs.
3 Seat	1500 lbs.

STANDARD BASE FINISHES

Metal Legs: Powder Coat

OPTIONAL BASE FINISHES

Metal Legs: Polished Chrome
Wood Legs: Standard Wood Stain



TWO SEAT LOUNGE WITH OPTIONAL WOOD LEGS

GENERAL SPECIFICATIONS

Upholstery / Foam

Seat cushions are 4" graded high resiliency (H.R.) block foam with back 3" (H.R.) foam, covered entirely with special bonded polyester fiber to protect final upholstery. Seat and back are covered in choice of fabric, vinyl, crypton, leather or COM. ERG uses only water based glues and adhesives in our upholstery process. Contrasting fabrics are available.

Frame Construction

Frame assembly is constructed of multi-ply hardwood, with tongue and groove construction. All foam is fully bonded to frame. No-sag springs are installed in seat & back along with interlocking helicoil springs to prevent sagging and provide additional lower back and seat support.

Base Details

Metal Legs: Sammy tubular steel legs (5.25" Height) are available in standard powder coat colors or optional polished chrome.

Wood Legs: Maple legs at 5.38"H with a diameter of 2.35"D at the top, and tapers down to 1".

OPTIONS

- CODE: FR - CAL 133 (TB 133) Fire Retardant
- CODE: MB - Moisture Barrier (up to 60" overall width)
- CODE: MB60 - Moisture Barrier (over 60" overall width)
- CODE: PCL - Polished Chrome Legs
- CODE: WOD - Solid Maple Wood Legs
- CODE: 2FO - Two Fabric Option
- CODE: 3FO - Three Fabric Option

Note: Factory installed power/data available, see accessories online under the 'Products' tab.



WOOD LEGS



ELECTRICAL/DATA



CUP HOLDER

DIMENSIONS	Arm Chair	Two Seat Lounge	Three Seat Lounge	Three Seat w/Chaise	Ottoman or Bench
Inside Width:	24"	48"	72"	72"	-
Seat Depth:	23"	23"	23"	23" & 45"	24"
Seat Height:	18"	18"	18"	18"	18"
Arm Height:	29"	29"	29"	29"	-
Overall Depth:	36"	36"	36"	36" & 60"	24"
Overall Width:	34"	58"	82"	82"	24" or 48"
Overall Height:	34"	34"	34"	34"	18"
Qty./Wt.:	1 ea./68 lbs.	1 ea./105 lbs.	1 ea./160 lbs.	1 ea./185 lbs.	1 ea./40 lbs.



TWO SEAT SAMMY LOUNGE

MODEL / DESCRIPTION / LIST PRICING



6401 Arm Chair (4 legs)

COM Yardage: 8.5 Yds. / Seat: 2 Yds. / Back: 1.5 Yds. / Frame: 1.25 Yard / Arms: 3.5 Yds.

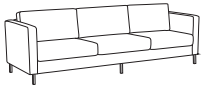
COM	GR1	GR2	GR3	GR4	GR5	GR6	GR7	GR8	GR9	GR10	LEA
\$2450	\$2623	\$2727	\$2837	\$2949	\$3068	\$3189	\$3317	\$3451	\$3588	\$3731	\$4410



6402 Two Seat Lounge Sofa (4 legs)

COM Yardage: 11.5 Yds. / Seat: 4 Yds. / Back: 2.5 Yds. / Frame: 1.5 Yds. / Arms: 3.5 Yds.

COM	GR1	GR2	GR3	GR4	GR5	GR6	GR7	GR8	GR9	GR10	LEA
\$3303	\$3535	\$3677	\$3824	\$3978	\$4136	\$4302	\$4475	\$4651	\$4839	\$5032	\$5946



6403 Three Seat Lounge Sofa (6 legs)

COM Yardage: 15.25 Yds. / Seat: 6 Yds. / Back: 3.25 Yds. / Frame: 2.5 Yds. / Arms: 3.5 Yds.

COM	GR1	GR2	GR3	GR4	GR5	GR6	GR7	GR8	GR9	GR10	LEA
\$4410	\$4720	\$4906	\$5104	\$5309	\$5522	\$5743	\$5973	\$6209	\$6458	\$6717	\$7941

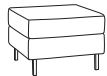


6404R/L Three Seat Lounge Sofa with Chaise (8 legs)

COM Yardage: 17 Yds. / Seat: 7.5 Yds. / Back: 4.5 Yds. / Frame: 3 Yds. / Arms: 3.5 Yds.

COM	GR1	GR2	GR3	GR4	GR5	GR6	GR7	GR8	GR9	GR10	LEA
\$5395	\$5773	\$6005	\$6242	\$6494	\$6755	\$7023	\$7304	\$7596	\$7900	\$8216	\$9710

note: specify right or left side for chaise



6405 Ottoman (4 legs)

COM Yardage: 2.5 Yds.

COM	GR1	GR2	GR3	GR4	GR5	GR6	GR7	GR8	GR9	GR10	LEA
\$1453	\$1555	\$1617	\$1679	\$1748	\$1819	\$1889	\$1966	\$2044	\$2127	\$2213	\$2613



6406 Bench (4 legs)

COM Yardage: 4 Yds.

COM	GR1	GR2	GR3	GR4	GR5	GR6	GR7	GR8	GR9	GR10	LEA
\$2109	\$2257	\$2348	\$2442	\$2539	\$2642	\$2746	\$2854	\$2970	\$3089	\$3214	\$3799

OPTIONS




Add upcharge to list price and code to model number

FR	CAL 133 (TB 133) Fire Retardant per yard.	\$118	/yd.
MB	Moisture Barrier (up to 60" overall width)	\$164	ea.
MB60	Moisture Barrier (over 60" overall width)	\$262	ea.
PCL	Polished chrome leg	\$23	per leg

2FO	Two Fabric Option	\$131	
3FO	Three Fabric Option	\$199	
CUP	Plastic Cup Holder	\$124	
WOD	Solid Maple Wood Legs	\$32	per leg

MODEL / DESCRIPTION / LIST PRICING

TABLE TOPS ONLY

	Model Number	Table Top Size	Ship Wt	LAMINATE TOP ASSORTED EDGES							VENEER TOP	
				GRP 1	GRP 2	GRP 3	GRP 4	GRP 5	GRP 6	GRP 7	GRP 8	GRP 9
 ROUND	TT24D	24" Dia.	26	\$359	\$376	\$486	\$577	\$766	\$922	\$1110	\$1156	\$1328
	TT30D	30" Dia.	31	\$417	\$436	\$566	\$675	\$897	\$1081	\$1303	\$1346	\$1548
	TT36D	36" Dia.	40	\$494	\$518	\$673	\$808	\$1076	\$1298	\$1568	\$1608	\$1850
	TT42D	42" Dia.	52	\$632	\$659	\$862	\$1036	\$1387	\$1677	\$2026	\$2061	\$2371
	TT48D	48" Dia.	66	\$753	\$788	\$1034	\$1245	\$1668	\$2020	\$2443	\$2471	\$2843
	TT54D	54" Dia.	81	\$885	\$927	\$1222	\$1471	\$1975	\$2396	\$2898	\$2920	\$3358
 SQUARE	TT60D	60" Dia.	98	\$1018	\$1064	\$1405	\$1695	\$2276	\$2759	\$3344	\$3361	\$3865
	TT24S	24" Sq.	30	\$359	\$376	\$486	\$577	\$766	\$922	\$1110	\$1156	\$1328
	TT2430S	24x30 Sq.	33	\$385	\$403	\$522	\$622	\$826	\$994	\$1197	\$1241	\$1426
	TT30S	30" Sq.	38	\$417	\$436	\$566	\$675	\$897	\$1081	\$1303	\$1346	\$1548
	TT36S	36" Sq.	51	\$506	\$531	\$692	\$829	\$1106	\$1337	\$1611	\$1652	\$1900
	TT42S	42" Sq.	65	\$632	\$659	\$862	\$1036	\$1387	\$1677	\$2026	\$2061	\$2371
	TT48S	48" Sq.	82	\$863	\$905	\$1191	\$1436	\$1923	\$2332	\$2822	\$2848	\$3275
	TT54S	54" Sq.	101	\$1000	\$1048	\$1381	\$1666	\$2239	\$2713	\$3286	\$3304	\$3800
	TT60S	60" Sq.	123	\$1147	\$1205	\$1589	\$1918	\$2580	\$3129	\$3790	\$3805	\$4374
	 RECTANGLE	TT1836	18 X 36	30	\$362	\$379	\$488	\$582	\$772	\$927	\$1115	\$1161
TT1848		18 X 48	37	\$402	\$419	\$545	\$653	\$863	\$1041	\$1254	\$1296	\$1492
TT1860		18 X 60	44	\$443	\$463	\$601	\$721	\$959	\$1157	\$1393	\$1434	\$1651
TT1872		18 X 72	51	\$484	\$505	\$659	\$789	\$1052	\$1271	\$1531	\$1572	\$1808
TT1884		18 X 84	57	\$551	\$575	\$753	\$904	\$1207	\$1458	\$1761	\$1797	\$2067
TT1896		18 X 96	64	\$591	\$619	\$810	\$972	\$1298	\$1572	\$1897	\$1935	\$2224
TT2436		24 X 36	37	\$433	\$450	\$585	\$701	\$930	\$1123	\$1354	\$1394	\$1605
TT2448		24 X 48	46	\$484	\$504	\$658	\$788	\$1049	\$1267	\$1527	\$1568	\$1802
TT2460		24 X 60	55	\$534	\$557	\$729	\$876	\$1168	\$1411	\$1701	\$1741	\$2001
TT2472		24 X 72	64	\$586	\$615	\$800	\$963	\$1285	\$1555	\$1878	\$1914	\$2200
TT2484		24 X 84	73	\$666	\$695	\$911	\$1095	\$1466	\$1775	\$2144	\$2178	\$2503
TT2496		24 X 96	82	\$718	\$749	\$985	\$1184	\$1584	\$1918	\$2319	\$2350	\$2701
TT3036		30 X 36	44	\$477	\$501	\$651	\$779	\$1007	\$1253	\$1512	\$1551	\$1783
TT3048		30 X 48	55	\$541	\$566	\$739	\$885	\$1181	\$1428	\$1722	\$1761	\$2024
TT3060		30 X 60	66	\$603	\$632	\$826	\$991	\$1325	\$1602	\$1936	\$1970	\$2267
TT3072		30 X 72	78	\$666	\$696	\$912	\$1096	\$1467	\$1777	\$2147	\$2180	\$2505
TT3084		30 X 84	89	\$754	\$789	\$1036	\$1248	\$1672	\$2026	\$2449	\$2479	\$2851
TT3096		30 X 96	100	\$816	\$857	\$1124	\$1355	\$1817	\$2199	\$2660	\$2688	\$3092
TT3648		36 X 48	64	\$610	\$638	\$836	\$1005	\$1342	\$1626	\$1963	\$1998	\$2296
TT3660		36 X 60	78	\$686	\$718	\$939	\$1129	\$1512	\$1829	\$2213	\$2244	\$2579
TT3672	36 X 72	91	\$756	\$793	\$1041	\$1254	\$1679	\$2034	\$2460	\$2488	\$2862	
TT3684	36 X 84	105	\$858	\$897	\$1180	\$1423	\$1911	\$2313	\$2799	\$2823	\$3248	
TT3696	36 X 96	118	\$930	\$973	\$1281	\$1547	\$2077	\$2519	\$3048	\$3071	\$3529	

TANGO



The Tango stool features an upholstered seat over 4" high resiliency foam. It offers a fixed or swivel seat with or without a foot ring, and a floor mount base. Choose from three heights to fit any café environment.



STOOL WITH OPTIONAL SWIVEL



BAR HEIGHT FIXED STOOL WITH WELDED FOOT RING

ORDERING INFORMATION

To Order Please Specify:

- | | |
|-----------------|--------------------------|
| 1) Series Name | 4) Powder Coat color |
| 2) Model Number | 5) Fabric Grade & Number |
| 3) Quantity | 6) Optional Items |

STANDARD BASE FINISHES

Trumpet Base: Standard Powder Coat

GENERAL SPECIFICATIONS

Base

- Trumpet style pedestal base in standard and counter height stools.
- Fixed seat bar stool on trumpet style base including a fully welded foot ring.
- Optional swivel base is available.

Upholstery / Foam

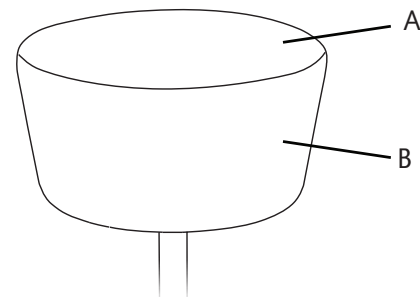
Upholstered seat over 4" high resiliency foam. Foam is glued to a multi-ply shell and seat is attached to frame. Seat can be upholstered with choice of fabric, vinyl, crypton, leather or approved COM.

OPTIONS

- CODE: FR - CAL 133 (TB 133) Fire Retardant
- CODE: MBC - Moisture Barrier Chair
- CODE: 2FO - Two Fabric Option
- CODE: SS - Swivel Seat



JURY BASE FLOOR MOUNT WITH FOOT RING DETAIL



For Two Fabric Option, please specify:

- A - Fabric option for top of seat
- B - Fabric option for sides of seat

DIMENSIONS	Stool	Counter Stool	Fixed Bar Stool
Seat Diameter:	17"	17"	17"
Seat Height:	18"	24"	30"
Overall Width:	17"	17"	17"
Overall Depth:	17"	17"	17"
Qty./Wt. per carton:	1 ea./20 lbs.	1 ea./40 lbs.	1 ea./51 lbs.



COUNTER HEIGHT STOOL

MODEL / DESCRIPTION / LIST PRICING



5222 Fixed Stool

COM Yardage: Total: 2.25 yds / Top: 0.75 yd / Sides: 1.5 yds

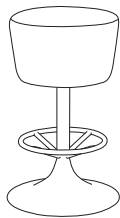
COM	GR1	GR2	GR3	GR4	GR5	GR6	GR7	GR8	GR9	GR10	LEA
\$1235	\$1321	\$1375	\$1428	\$1487	\$1545	\$1607	\$1672	\$1739	\$1807	\$1880	\$2223



5224 Fixed Counter Stool

COM Yardage: Total: 2.25 yds / Top: 0.75 yd / Sides: 1.5 yds

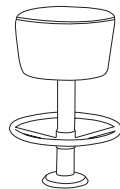
COM	GR1	GR2	GR3	GR4	GR5	GR6	GR7	GR8	GR9	GR10	LEA
\$1359	\$1453	\$1512	\$1571	\$1633	\$1702	\$1768	\$1841	\$1913	\$1990	\$2071	\$2446



5223 Fixed Bar Stool with welded Foot Ring

COM Yardage: Total: 2.25 yds / Top: 0.75 yd / Sides: 1.5 yds

COM	GR1	GR2	GR3	GR4	GR5	GR6	GR7	GR8	GR9	GR10	LEA
\$1567	\$1677	\$1744	\$1815	\$1886	\$1963	\$2041	\$2124	\$2208	\$2297	\$2388	\$2820



5223F Fixed Floor Mount Bar Stool with welded Foot Ring

COM Yardage: Total: 2.25 yds / Top: 0.75 yd / Sides: 1.5 yds

COM	GR1	GR2	GR3	GR4	GR5	GR6	GR7	GR8	GR9	GR10	LEA
\$1416	\$1513	\$1574	\$1636	\$1703	\$1770	\$1842	\$1915	\$1991	\$2072	\$2154	\$2547

OPTIONS

Add upcharge to list price and code to model number

FR	CAL 133 (TB 133) Fire Retardant - per yd.	\$118	/yd.	2FO	Two Fabric Option	\$131	
MBC	Moisture Barrier Chair	\$84	ea.	SS	Swivel Seat	\$60	

TERIANA UPHOLSTERED BACK

The Teriana Series upholstered back multipurpose chairs have a fully upholstered seat and backrest. Backrests are available in a stylish square back. Frame available with arms or armless. Heavy duty, capable of standing up in the toughest environments.

HD HEALTHCARE
DESIGNED
PRODUCT



SQUARE BACK CHAIR
WITH ARMS

Teriana chairs
stack in all 3 widths
19.5", 22" or 26"

ORDERING INFORMATION

To Order Please Specify:

- | | |
|-----------------|----------------------------------|
| 1) Series Name | 5) Fabric Grade & Number |
| 2) Model Number | 6) Arm Cap type and finish/color |
| 3) Quantity | 7) Optional Items |
| 4) Frame Color | |

CHAIRS	WEIGHT LIMIT
Standard Seat	350 lbs.
Mid Width	500 lbs.
Bariatric	750 lbs.

STANDARD BASE FINISHES

4 Leg: Standard Powder Coat



METAL GANGING - GD



2" CASTERS - CAS2



WOOD ARM CAP / 16 FINISHES - WAC



POLYURETHANE ARM CAP - PAC

GENERAL SPECIFICATIONS

Upholstery

Seat and Back are fully upholstered over multiply wood shells. Chair can be upholstered with fabric, crypton, vinyl, leather or approved COM.

Frame

4 Leg: .875" diameter, 14 gauge steel tubing. (Bariatric frame is 1" diameter.) All frames are sand blasted and then powder coated for maximum paint adhesion.

Arm Caps

Polyurethane or wood arm caps.

Glides

Factory installed self leveling steel glides.

Stacking

- Models 147, 148BAR & 148 will stack 3-4 chairs high on the floor.
- Chair Dolly #196 allows models 147 & 148 to stack 6-8 high.

Load Test

Teriana passes the load test of 350 lbs. for standard width, 500 lbs. for mid-width, and 750 lbs. for bariatric width.

OPTIONS

- CODE: FR - CAL 133 (TB 133) Fire Retardant
- CODE: MBC - Moisture Barrier Chair
- CODE: PAC - Polyurethane Arm Caps, available in black or charcoal
- CODE: WAC - Wood Arm Caps, available in transparent wood stains
- CODE: CAS2NL - 2" Non-Locking Casters - Black
- CODE: CH - Counter Height (24" seat height)
- CODE: SH - Specialty Height (22" Lowest Seat Height)
- CODE: GD - Metal Ganging Device for Chairs
- CODE: WS - Wall Saver Design, angled rear legs helps protect walls
- **Note: Not available on Bar stools**
- CODE: 2FO/C - Two Fabric Option

DIMENSIONS	4-Leg Chair	MID-WIDTH Chair	4-Leg Chair w/arms	MID-WIDTH Chair w/ arms	Bariatric Chair	Bar Stools
Inside Width:	19.5"	22"	19.5"	22"	26"	19.5"
Seat Depth:	19"	19"	19"	19"	23"	19"
Seat Height:	18"	18"	18"	18"	19.5"	30"
Arm Height:	-	-	25"	25"	25"	37"
Overall Depth:	23"	23"	23"	23"	28"	23"
Overall Width:	19.5"	22"	22"	24"	30"	22"
Overall Height:	32"	32"	32"	32"	34"	44"
Qty./Wt. per carton:	3 ea./45 lbs.	3 ea./50 lbs.	3 ea./55 lbs.	3 ea./60 lbs.	1 ea./35 lbs.	1 ea./20 lbs.



SQUAREBACK CHAIR
WITH ARMS

MODEL / DESCRIPTION / LIST PRICING



147 Square Back Fully Upholstered Chair

COM Yardage: 1.25 Yard/2FO = .75 seat 1.25 back

COM	GR1	GR2	GR3	GR4	GR5	GR6	GR7	GR8	GR9	GR10	LEA
\$581	\$620	\$644	\$672	\$697	\$724	\$754	\$785	\$815	\$848	\$881	\$1043

147MID MID-WIDTH Square Back Fully Upholstered Chair

COM Yardage: 1.25 Yard/2FO = .75 seat 1.25 back

COM	GR1	GR2	GR3	GR4	GR5	GR6	GR7	GR8	GR9	GR10	LEA
\$760	\$815	\$846	\$881	\$916	\$953	\$990	\$1029	\$1072	\$1113	\$1158	\$1370



148 Square Back Fully Upholstered Chair w/ Arms

COM Yardage: 1.25 Yard/2FO = .75 seat 1.25 back

COM	GR1	GR2	GR3	GR4	GR5	GR6	GR7	GR8	GR9	GR10	LEA
\$696	\$745	\$774	\$805	\$837	\$871	\$905	\$942	\$981	\$1019	\$1059	\$1253

148MID MID-WIDTH Square Back Fully Upholstered Chair w/ Arms

COM Yardage: 1.25 Yard/2FO = .75 seat 1.25 back

COM	GR1	GR2	GR3	GR4	GR5	GR6	GR7	GR8	GR9	GR10	LEA
\$872	\$933	\$971	\$1011	\$1050	\$1092	\$1137	\$1182	\$1228	\$1276	\$1328	\$1570



148BAR Square Back Fully Upholstered Bariatric Chair w/ Arms

COM Yardage: 2.0 Yards/2FO = 1.0 seat 1.25 back

COM	GR1	GR2	GR3	GR4	GR5	GR6	GR7	GR8	GR9	GR10	LEA
\$1260	\$1347	\$1400	\$1457	\$1514	\$1575	\$1637	\$1705	\$1773	\$1845	\$1915	\$2265



167 Square Back Fully Upholstered Bar Stool

COM Yardage: 1.25 Yard/2FO = .75 seat 1.25 back

COM	GR1	GR2	GR3	GR4	GR5	GR6	GR7	GR8	GR9	GR10	LEA
\$864	\$924	\$962	\$1000	\$1042	\$1083	\$1125	\$1171	\$1217	\$1266	\$1318	\$1556

OPTIONS

Add upcharge to list price and code to model number

WAC	Wood Arm Caps, Pair	\$231		MBC	Moisture Barrier Chair	\$84	ea.
PAC	Polyurethane Arm Caps, Pair	\$115		FR	CAL 133 (TB 133) Fire Retardant per yard.	\$118	/yd.
CAS2NL	2" Non-Locking Casters - Black	\$28	ea.	WS	Wall Saver Design	\$49	
CH	Counter Height (24" seat height)	\$37		2FO/C	Two Fabric Option	\$67	
SH	Specialty Height (22" Lowest Seat Height) 167 Only	\$37					
GD	Metal Ganging Device for Chairs	\$41	per pair				

TERIANA WOOD BACK

The Teriana Series wood back multipurpose chairs have a fully upholstered seat and Maple wood backrest. Backrests are available in a stylish square back. Frame available with arms or armless. Heavy duty, capable of standing up in the toughest environments.

HD HEALTHCARE
DESIGNED
PRODUCT



WOOD BACK CHAIR

ORDERING INFORMATION

To Order Please Specify:

- | | |
|----------------------------|----------------------------------|
| 1) Series Name | 7) Backrest finish/color |
| 2) Model Number | 8) Arm Cap type and finish/color |
| 3) Quantity | 9) Optional Items |
| 4) Frame Color | 10) Back Cutouts |
| 5) Fabric Grade and Number | 11) Engraving |
| 6) Wood shell back design | |

STANDARD WOOD FINISHES

4 Leg: Standard Powder Coat

GENERAL SPECIFICATIONS

Upholstery

Seat is fully upholstered over multi-ply wood shell. Chair can be upholstered with fabric, crypton, vinyl, leather or approved COM. Wood backrest is available in 17 transparent wood stain colors.

Frame

4 Leg: Frame is .875" diameter, 14 gauge steel tubing. Bariatric frame is 1" diameter. All frames are sand blasted and then powder coated for maximum paint adhesion.

Arm Caps

Polyurethane or wood arm caps.

Glides

Factory installed self leveling steel glides.

Stacking

- Models 142, 143 & 143BAR will stack 3-4 chairs on the floor.
- Chair Dolly #196 allows models 142 & 143 stack 6-8 high.

Load Test

Teriana passes the load test of 350 lbs. for standard width, 500 lbs. for mid-width, and 750 lbs. for bariatric width.

OPTIONS

- CODE: FR - CAL 133 (TB 133) Fire Retardant
- CODE: MBC - Moisture Barrier Chair
- CODE: PAC - Polyurethane Arm Caps, available in black or charcoal
- CODE: WAC - Wood Arm Caps, available in transparent wood stain colors
- CODE: HG, SQ, PH - Backrest Cutout Design
- CODE: CAS2NL - 2" Non-Locking Casters - Black
- CODE: CH - Counter Height (24" Seat Height)
- CODE: SH - Specialty Height (22" Lowest Seat Height)
- CODE: GD - Metal Ganging Device for Chairs
- CODE: WS - Wall Saver Design, angled rear legs helps protect walls
Note: Not available on Bar stools
- CODE: ENG - Laser Engraving



WOOD SQUARE BACK



CUTOUTS SQUARE - SQ



HAND GRIP SQUARE - HG



PERFORATED HOLE SQUARE - PH

Laser Engraving



LASER ENGRAVING - FRONT OR BACK

DIMENSIONS	4-Leg Chair	MID-WIDTH Chair	4-Leg Chair w/arms	MID-WIDTH Chair w/ arms	Bariatric Chair	Bar Stools
Inside Width:	19.5"	22"	19.5"	22"	26"	19.5"
Seat Depth:	19"	19"	19"	19"	23"	19"
Seat Height:	18"	18"	18"	18"	19.5"	24, 30"
Arm Height:	-	-	25"	25"	25"	31, 37"
Overall Depth:	23"	23"	23"	23"	28"	23"
Overall Width:	19.5"	22"	22"	24"	30"	22"
Overall Height:	32"	32"	32"	32"	34"	38, 44"
Qty./Wt. per carton:	3 ea./45 lbs.	3 ea./50 lbs.	3 ea./55 lbs.	3 ea./60 lbs.	1 ea./35 lbs.	1 ea./20 lbs.



SQUARE WOOD BACK CHAIR WITH ARMS AND WOOD ARM CAPS

MODEL / DESCRIPTION / LIST PRICING



142	Square Wood Back Chair											COM Yardage: .75 Yard
COM	GR1	GR2	GR3	GR4	GR5	GR6	GR7	GR8	GR9	GR10	LEA	
\$618	\$660	\$686	\$713	\$744	\$772	\$803	\$836	\$868	\$904	\$939	\$1110	

142MID	MID-WIDTH Square Wood Back Chair											COM Yardage: .75 Yard
COM	GR1	GR2	GR3	GR4	GR5	GR6	GR7	GR8	GR9	GR10	LEA	
\$828	\$886	\$922	\$958	\$997	\$1036	\$1078	\$1120	\$1166	\$1214	\$1262	\$1490	



143	Square Wood Back Chair w/ Arms											COM Yardage: .75 Yard
COM	GR1	GR2	GR3	GR4	GR5	GR6	GR7	GR8	GR9	GR10	LEA	
\$746	\$798	\$829	\$862	\$897	\$933	\$971	\$1011	\$1050	\$1092	\$1137	\$1341	

143MID	MID-WIDTH Square Wood Back Chair w/ Arms											COM Yardage: .75 Yard
COM	GR1	GR2	GR3	GR4	GR5	GR6	GR7	GR8	GR9	GR10	LEA	
\$931	\$997	\$1036	\$1078	\$1120	\$1166	\$1214	\$1262	\$1311	\$1364	\$1418	\$1677	



143BAR	Square Wood Back Bariatric Chair w/ Arms											COM Yardage: 1 Yards
COM	GR1	GR2	GR3	GR4	GR5	GR6	GR7	GR8	GR9	GR10	LEA	
\$1260	\$1347	\$1400	\$1457	\$1514	\$1575	\$1637	\$1705	\$1773	\$1845	\$1915	\$2265	



169	Square Wood Back Bar Stool											COM Yardage: .75 Yard
COM	GR1	GR2	GR3	GR4	GR5	GR6	GR7	GR8	GR9	GR10	LEA	
\$858	\$919	\$955	\$991	\$1031	\$1074	\$1114	\$1159	\$1206	\$1258	\$1306	\$1542	

OPTIONS

Add upcharge to list price and code to model number

WAC	Wood Arm Caps, Pair	\$231		GD	Metal Ganging Device for Chairs	\$41	per pair
PAC	Polyurethane Arm Caps, Pair	\$115		MBC	Moisture Barrier Chair	\$84	ea.
HG	Backrest Hand Grip Cutout design	\$99		FR	CAL 133 (TB 133) Fire Retardant per yard.	\$118	/yd.
SQ	Backrest Square Hole Cutout design	\$99		WS	Wall Saver Design	\$49	
PH	Backrest Perforated Hole design	\$99		ENG	Laser Engraving Back Design*	\$111	
CAS2NL	2" Non-Locking Casters - Black	\$28	ea.				
CH	Counter Height (24" seat height)	\$37					
SH	Specialty Height (22" Lowest Seat Height) 169 Only	\$37					

*One time setup fee of \$260. Minimum 12 chairs (of same design and series)

2 Postures
Straight and Slanted
postures available

TIVOLI

The Tivoli Banquette is cleverly designed to incorporate both a straight and slanted posture, with the bench resting on a welded steel frame. With the slanted posture in curved or straight units, it offers the option to add a bar height shelf for a unique seating arrangement behind, as well as in front of the unit.



60" SLANTED POSTURE BANQUETTE
SHOWN WITH PRIVACY PANEL



60" STRAIGHT POSTURE BACK-TO-BACK
BANQUETTE SHOWN WITH OPTIONAL POWER/DATA



TWO CURVED BANQUETTES SHOWN
WITH LAMINATE BAR HEIGHT SHELF

ORDERING INFORMATION

- | | |
|----------------------------|---------------------------|
| 1) Series Name | 5) Frame Color |
| 2) Model Number | 6) Panel Finish Selection |
| 3) Quantity | 7) Panel Edge Selection |
| 4) Fabric Grade and Number | 8) Optional Items |

SOFT SEATING	WEIGHT LIMIT
1 Seat	500 lbs.
2 Seat	1000 lbs.
3 Seat	1500 lbs.

STANDARD BASE FINISHES

Angled Leg: Standard Powder Coat
Straight Leg: Standard Powder Coat



ANGLED LEG



STRAIGHT LEG

GENERAL SPECIFICATIONS

Design

The Tivoli is available with or without privacy panel. Available in two postures:

1. Slanted (the back slightly angled).
2. Straight (the back and seat in a straight posture).

For your custom seating needs, contact our Customer Service department.

Upholstery / Foam

Seat and back are covered in choice of fabric, vinyl, crypton, leather or COM. ERG uses only water based glues and adhesives in our upholstery process. All foam is fully bonded to frame. Seat cushions are 3" graded high resiliency (H.R.) block foam with 2" (H.R.) foam back, covered entirely with special bonded polyester fiber to protect final upholstery.

Frame Construction

Frame assembly is constructed of multi-ply hardwood, with tongue and groove construction. No sag-springs are installed in seat & back along with interlocking helicoil springs to prevent sagging and provide additional lower back and seat support.

Base Details

Angled Leg: 1.5" diameter mandrel formed steel, for a unique style and durability.

Straight Leg: 1.5" diameter mandrel formed steel, for a unique style and durability.

Note for Edge of privacy panels:

- Straight panels: available with 3MM PVC or laminate self edge. Select from any of our 3MM PVC edges in solid or wood tone, no custom colors available.
- Curved panels: will only be available with laminate self edge.
- Both straight and curved panels: when combining straights and curved, ONLY self edge is available.

OPTIONS

- CODE: FR - CAL 133 (TB 133) Fire Retardant
- CODE: MB -Moisture Barrier (up to 60" overall width)
- CODE: MB60 -Moisture Barrier (over 60" overall width)
- CODE: MBB -Moisture Barrier (up to 60" overall width Back-to-Back)
- CODE: MBB60 -Moisture Barrier (over 60" overall width Back-to-Back)
- CODE: GD1 - Ratchet Ganging Device for Soft Seating
- CODE: GD2 - Flat Ganging Device for Soft Seating
- CODE: FMG - Floor Mount Glide

- CODE: 2FO - Two Fabric Option
- CODE: NBS48 - No Back Shelf - 48"
- CODE: NBS60 - No Back Shelf - 60"
- CODE: NBS72 - No Back Shelf - 72"
- CODE: TSFRP - Straight Tivoli Foot Rail Powder Coat Color
- CODE: TCFRP - Curved Tivoli Foot Rail Powder Coat Color

NOTE: Foot rail available on slanted posture models only



90° CURVE WITH
BAR-HEIGHT SHELF



CURVED TIVOLI
FOOT RAIL OPTION



TWO FABRIC OPTION



AVAILABLE ACRYLIC PRIVACY PANELS

DIMENSIONS	48" Wide Slanted Posture	60" Wide Slanted Posture	72" Wide Slanted Posture
Seat Depth:	20"	20"	20"
Seat Height:	18"	18"	18"
Overall Depth:*	32"	32"	32"
Overall Width:	48"	60"	72"
Overall Height:	34"	34"	34"
Qty./Wt.:	1 ea./110 lbs	1 ea./165 lbs	1 ea./210 lbs

* For Privacy panels, please add 1" to the overall depth measurement
For Shelf units, please add 12" to the overall depth measurement



60" SLANTED POSTURE
BANQUETTE SHOWN WITH
PRIVACY PANEL

MODEL / DESCRIPTION / LIST PRICING



640 48" Wide Banquette - Slanted Posture

COM Yardage: Total: 7 Yds. / Back: 4.5 Yds. / Seat: 2.5 Yds.


COM	GR1	GR2	GR3	GR4	GR5	GR6	GR7	GR8	GR9	GR10	LEA
\$3515	\$3762	\$3913	\$4071	\$4233	\$4402	\$4578	\$4762	\$4953	\$5149	\$5355	\$6329



642 60" Wide Banquette - Slanted Posture

COM Yardage: Total: 85 Yds. / Back 5.5 Yds. / Seat: 3 Yds.

COM	GR1	GR2	GR3	GR4	GR5	GR6	GR7	GR8	GR9	GR10	LEA
\$4796	\$5131	\$5336	\$5549	\$5771	\$6003	\$6243	\$6493	\$6753	\$7022	\$7302	\$8632



644 72" Wide Banquette - Slanted Posture

COM Yardage: Total: 10 Yds. / Back: 6.5 Yds. / Seat: 3.5 Yds.

COM	GR1	GR2	GR3	GR4	GR5	GR6	GR7	GR8	GR9	GR10	LEA
\$5743	\$6145	\$6390	\$6646	\$6912	\$7187	\$7476	\$7776	\$8087	\$8407	\$8747	\$10337

OPTIONS

Add upcharge to list price and code to model number

FR	CAL 133 (TB 133) Fire Retardant per yard	\$118	/yd.
MB	Moisture Barrier - up to 60" width*	\$164	ea.
MB60	Moisture Barrier - over 60" width*	\$262	ea.
2FO	Two Fabric Option	\$131	ea.

TSFRP	Powder Coat Straight Unit Foot Rail	\$432	ea.
GD1	Ratchet Ganging Device for Soft Seating	\$107	per pair
GD2	Flat Ganging Device for Soft Seating	\$107	per pair
FMG	Floor Mount Glide	\$29	ea.

DIMENSIONS	48" Wide Slanted Posture	60" Wide Slanted Posture	72" Wide Slanted Posture
Seat Depth:	20"	20"	20"
Seat Height:	18"	18"	18"
Overall Depth:*	32"	32"	32"
Overall Width:	48"	60"	72"
Overall Height:	44"	44"	44"
Qty./Wt.:	1 ea./110 lbs	1 ea./165 lbs	1 ea./210 lbs

* For Privacy panels, please add 1" to the overall depth measurement
For Shelf units, please add 12" to the overall depth measurement



60" SLANTED POSTURE
BANQUETTE SHOWN WITH SHELF

MODEL / DESCRIPTION / LIST PRICING



640-S 48" Wide Banquette - Slanted Posture with Shelf

COM Yardage: Total: 7 Yds. / Back: 4.5 Yds. / Seat: 2.5 Yds.


COM	GR1	GR2	GR3	GR4	GR5	GR6	GR7	GR8	GR9	GR10	LEA
\$4688	\$4935	\$5085	\$5242	\$5405	\$5573	\$5748	\$5933	\$6123	\$6320	\$6526	\$7500



642-S 60" Wide Banquette - Slanted Posture with Shelf

COM Yardage: Total: 8.5 Yds. / Back 5.5 Yds. / Seat: 3 Yds.

COM	GR1	GR2	GR3	GR4	GR5	GR6	GR7	GR8	GR9	GR10	LEA
\$6116	\$6451	\$6655	\$6870	\$7091	\$7324	\$7563	\$7812	\$8072	\$8343	\$8622	\$9951



644-S 72" Wide Banquette - Slanted Posture with Shelf

COM Yardage: Total: 9.5 Yds. / Back: 6 Yds. / Seat: 3.5 Yds.

COM	GR1	GR2	GR3	GR4	GR5	GR6	GR7	GR8	GR9	GR10	LEA
\$7299	\$7701	\$7946	\$8204	\$8468	\$8745	\$9032	\$9330	\$9642	\$9967	\$10302	\$11893

Note: Includes 44" high back and 12" deep, bar height shelf with frame

Note: Bar height shelf with frame available ONLY on slanted posture units.

OPTIONS

Add upcharge to list price and code to model number

FR	CAL 133 (TB 133) Fire Retardant per yard	\$118	/yd.
MB	Moisture Barrier - up to 60" width*	\$164	ea.
MB60	Moisture Barrier - over 60" width*	\$262	ea.
NBS48	No Back Shelf - 48"	Deduct \$464	
NBS60	No Back Shelf - 60"	Deduct \$498	
NBS72	No Back Shelf - 72"	Deduct \$536	

2FO	Two Fabric Option	\$131	ea.
TSFRP	Powder Coat Straight Unit Foot Rail	\$432	ea.
GD1	Ratchet Ganging Device for Soft Seating	\$107	per pair
GD2	Flat Ganging Device for Soft Seating	\$107	per pair
FMG	Floor Mount Glide	\$29	ea.

DIMENSIONS	48" Wide Straight Posture	60" Wide Straight Posture	72" Wide Straight Posture
Seat Depth:	20"	20"	20"
Seat Height:	18"	18"	18"
Overall Depth:*	28"	28"	28"
Overall Width:	48"	60"	72"
Overall Height:	34"	34"	34"
Qty./Wt.:	1 ea./110 lbs	1 ea./165 lbs	1 ea./210 lbs

* For Privacy panels, please add 1" to the overall depth measurement



48" STRAIGHT POSTURE
BANQUETTE SHOWN WITH
OPTIONAL POWER/DATA


MODEL / DESCRIPTION / LIST PRICING



646 48" Wide Banquette - Straight Posture

COM Yardage: Total: 7 Yds. / Back: 4.5 Yds. / Seat: 2.5 Yds.

COM	GR1	GR2	GR3	GR4	GR5	GR6	GR7	GR8	GR9	GR10	LEA
\$3515	\$3762	\$3913	\$4071	\$4233	\$4402	\$4578	\$4762	\$4953	\$5149	\$5355	\$6329



647 60" Wide Banquette - Straight Posture

COM Yardage: Total: 8.5 Yds. / Back: 5.5 Yds. / Seat: 3 Yds.

COM	GR1	GR2	GR3	GR4	GR5	GR6	GR7	GR8	GR9	GR10	LEA
\$4796	\$5131	\$5336	\$5549	\$5771	\$6003	\$6243	\$6493	\$6753	\$7022	\$7302	\$8632



648 72" Wide Banquette - Straight Posture

COM Yardage: Total: 9.5 Yds. / Back: 6 Yds. / Seat: 3.5 Yds.

COM	GR1	GR2	GR3	GR4	GR5	GR6	GR7	GR8	GR9	GR10	LEA
\$5743	\$6145	\$6390	\$6646	\$6912	\$7187	\$7476	\$7776	\$8087	\$8407	\$8747	\$10337

Note: Bar height shelf with frame available ONLY on slanted posture units.

OPTIONS

Add upcharge to list price and code to model number

FR	CAL 133 (TB 133) Fire Retardant per yard	\$118	/yd.
MB	Moisture Barrier - up to 60" width*	\$164	ea.
MB60	Moisture Barrier - over 60" width*	\$262	ea.
2FO	Two Fabric Option	\$131	ea.

GD1	Ratchet Ganging Device for Soft Seating	\$107	per pair
GD2	Flat Ganging Device for Soft Seating	\$107	per pair
FMG	Floor Mount Glide	\$29	ea.

DIMENSIONS	Back-to-Back Banquette
Seat Depth:	20"
Seat Height:	18"
Overall Depth:*	56"
Overall Width:	48", 60", 72"
Overall Height:	34"
Qty./Wt.:	1 ea./210 lbs

* For Privacy panels, please add 1" to the overall depth measurement



48" STRAIGHT POSTURE
BACK-TO-BACK BANQUETTE
SHOWIN WITH OPTIONAL PANEL

MODEL / DESCRIPTION / LIST PRICING



646-B2B 48" Wide Back-to-Back Banquette

COM Yardage: Total: 11 Yds. / Back: 6 Yds. / Seat: 5 Yds.

COM	GR1	GR2	GR3	GR4	GR5	GR6	GR7	GR8	GR9	GR10	LEA
\$6682	\$7147	\$7432	\$7730	\$8040	\$8361	\$8695	\$9043	\$9406	\$9782	\$10175	\$12024



647-B2B 60" Wide Back-to-Back Banquette

COM Yardage: Total: 12.5 Yds. / Back: 6.5 Yds. / Seat: 6 Yds.

COM	GR1	GR2	GR3	GR4	GR5	GR6	GR7	GR8	GR9	GR10	LEA
\$9111	\$9749	\$10138	\$10543	\$10966	\$11404	\$11859	\$12334	\$12829	\$13340	\$13875	\$16397



648-B2B 72" Wide Back-to-Back Banquette

COM Yardage: Total: 13.5 Yds. / Back: 7 Yds. / Seat: 6.5 Yds.

COM	GR1	GR2	GR3	GR4	GR5	GR6	GR7	GR8	GR9	GR10	LEA
\$10910	\$11675	\$12141	\$12628	\$13131	\$13658	\$14204	\$14772	\$15363	\$15976	\$16617	\$19639

Note: Bar height shelf with frame available ONLY on slanted posture units.

OPTIONS

Add upcharge to list price and code to model number

FR	CAL 133 (TB 133) Fire Retardant per yard	\$118	/yd.
MBB	Moisture Barrier - up to 60" width (Back-to-Back)	\$327	ea.
MBB60	Moisture Barrier - over 60" width (Back-to-Back)	\$522	ea.
2FO	Two Fabric Option	\$131	ea.


GD1	Ratchet Ganging Device for Soft Seating	\$107	per pair
GD2	Flat Ganging Device for Soft Seating	\$107	per pair
FMG	Floor Mount Glide	\$29	ea.

DIMENSIONS	90° Curve w/Laminate Bar Height Shelf	90° Curve w/Laminate Bar Height Shelf
Radius:	48"	60"
Shelf Depth:	12"	12"
Shelf Height:	42"	42"
Seat Depth:	20"	20"
Seat Height:	18"	18"
Overall Depth:	40"	40"
Overall Width:	84.75"	101.75"
Overall Height:	44"	44"
Qty./Wt.:	1 ea./110 lbs	1 ea./165 lbs



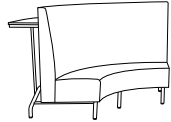
90° CURVED BANQUETTE SHOWN WITH BAR HEIGHT SHELF AND FOOT RAIL

MODEL / DESCRIPTION / LIST PRICING



649-4R 90° Curved Tivoli w/Laminate Bar Height Shelf (48" Radius) COM Yardage: Total: 12 Yds. / Back: 9 Yds. / Seat: 3 Yds.

COM	GR1	GR2	GR3	GR4	GR5	GR6	GR7	GR8	GR9	GR10	LEA
\$7044	\$7536	\$7838	\$8153	\$8478	\$8816	\$9169	\$9537	\$9917	\$10314	\$10726	\$12677



649-5R 90° Curved Tivoli w/Laminate Bar Height Shelf (60" Radius) COM Yardage: Total: 14.5 Yds. / Back: 11 Yds. / Seat: 3.5 Yds.

COM	GR1	GR2	GR3	GR4	GR5	GR6	GR7	GR8	GR9	GR10	LEA
\$7299	\$7809	\$8121	\$8447	\$8785	\$9136	\$9501	\$9882	\$10276	\$10686	\$11116	\$13136



90° CURVED BANQUETTE WITH BAR HEIGHT SHELF AND FOOT RAIL

NOTE: Deduct \$700 if purchased without shelf. **Option Code NBS**

OPTIONS

Add upcharge to list price and code to model number

FR	CAL 133 (TB 133) Fire Retardant per yard	\$118	/yd.
MB60	Moisture Barrier - over 60" width	\$262	ea.
2FO	Two Fabric Option	\$131	ea.
NBS	No Back Shelf	Deduct \$700	


TCFRP	Powder Coat Curved Unit Foot Rail	\$703	ea.
GD1	Ratchet Ganging Device for Soft Seating	\$107	per pair
GD2	Flat Ganging Device for Soft Seating	\$107	per pair
FMG	Floor Mount Glide	\$29	ea.

PRIVACY PANELS ONLY

DIMENSIONS	48" Wide Privacy Panel	60" Wide Privacy Panel	72" Wide Privacy Panel
Panel Depth:	1"	1"	1"
Panel Width:	48"	60"	72"
Panel Height:	49"	49"	49"

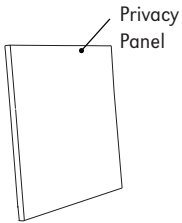


48" STRAIGHT POSTURE BANQUETTE
SHOWN WITH LAMINATE PRIVACY PANEL



1/2" THICK ACRYLIC
PRIVACY PANELS AVAILABLE

MODEL / DESCRIPTION / LIST PRICING



646P 48" Wide Privacy Panel COM Yardage: Total: 3 Yds. (Please allow extra fabric for repeat design.)

COM	GR1	GR2	GR3	GR4	GR5	GR6	GR7	GR8	GR9	GR10	LEA
\$1289	\$1381	\$1434	\$1494	\$1551	\$1615	\$1679	\$1746	\$1816	\$1888	\$1963	\$2320
LAMINATE			VENEER			ACRYLIC					
\$1263			\$2485			CALL					

647P 60" Wide Privacy Panel COM Yardage: Total: 4 Yds. (Please allow extra fabric for repeat design.)

COM	GR1	GR2	GR3	GR4	GR5	GR6	GR7	GR8	GR9	GR10	LEA
\$1702	\$1822	\$1893	\$1968	\$2046	\$2129	\$2211	\$2304	\$2394	\$2491	\$2590	\$3062
LAMINATE			VENEER			ACRYLIC					
\$1653			\$3197			CALL					

648P 72" Wide Privacy Panel COM Yardage: Total: 5 Yds. (Please allow extra fabric for repeat design.)

COM	GR1	GR2	GR3	GR4	GR5	GR6	GR7	GR8	GR9	GR10	LEA
\$2083	\$2228	\$2318	\$2411	\$2507	\$2607	\$2712	\$2820	\$2933	\$3050	\$3171	\$3749
LAMINATE			VENEER			ACRYLIC					
\$2009			\$3753			CALL					

Note for Edge of privacy panels:

- Straight panels: available with 3MM PVC or laminate self edge.
Select from any of our 3MM PVC edges in solid or wood tone, no custom colors available.
- Curved panels: will only be available with laminate self edge.
- Both straight and curved panels: when combining straights and curved, ONLY self edge is available.

TOMMY

The Tommy stool is a fun rocker with an 8° tilt, that moves 360° around. It is ergonomic, and height adjustable, making it a dynamic seating option of mobility. It is offered in three shell colors, and endless fabric options. Tommy works great in any forward thinking classroom with alternative seating, or in a collaborative office environment promoting active engagement and new ideas.



WHITE



WHISPER GRAY



BLACK

ORDERING INFORMATION

To Order Please Specify:

- 1) Series Name
- 2) Model Number
- 3) Quantity
- 4) Base Poly Color
- 5) Fabric Grade & Number
- 6) Optional Items

CHAIRS	WEIGHT LIMIT
Poly Base Stool	250 lbs.

GENERAL SPECIFICATIONS

Upholstery / Foam

Seat is fully upholstered over 1" high resiliency foam. Seat can be upholstered with choice of fabric, vinyl, crypton, leather or approved COM.

Base Details

Stool Base: Poly shell is adjustable in height with a 4.25" range. Seat tilts at an 8° angle in every direction with a 360° swivel

Glides

Factory installed felt glides.

STANDARD BASE FINISHES


Stool Base: Poly Base in Black, White or Whisper Grey

OPTIONS

- CODE: FR - CAL 133 (TB 133) Fire Retardant
- CODE: MBC - Moisture Barrier Chair



8° TILT IN ALL DIRECTIONS



4.25" HEIGHT ADJUSTMENT RANGE

DIMENSIONS	Rocker Stool
Seat Height:	18.25" - 22.5"
Overall Width:	17"
Overall Depth:	16.25"
Qty./Wt. per carton:	1 ea./19 lbs.



BLACK POLY BASE WITH
TANGERINE IN-STOCK VINYL

MODEL / DESCRIPTION / LIST PRICING




8890 Rocking Stool



COM Yardage: 0.75 Yd

COM	IN-STOCK VINYL	GR1	GR2	GR3	GR4	GR5	GR6	GR7	GR8	GR9	GR10	LEA
\$767	\$793	\$793	\$819	\$851	\$883	\$915	\$947	\$979	\$1012	\$1043	\$1075	\$1458

ERG IN-STOCK VINYL COLORS:
CULP CONTRACT HATHAWAY



FIRE TANGERINE APPLE ELECTRIC BLUE WHITE SMOKY ONYX

OPTIONS

Add upcharge to list price and code to model number

FR	CAL 133 (TB 133) Fire Retardant per yard	\$118	/yd.	MBC	Moisture Barrier Chair	\$84	ea.
----	--	-------	------	-----	------------------------	------	-----

TRENO

Treno Occasional Tables are a perfect complement to the Laguna modular and lounge series. Table tops are complete laminate with an option for two contrasting laminate colors. Standard angled metal legs are 8" tall, with factory installed adjustable glides. Online tables are also available in two heights.



27" SQUARE OCCASIONAL TABLE
OPTIONAL POLISHED CHROME LEGS



24" ROUND COFFEE TABLE

ORDERING INFORMATION

- | | |
|--------------------------|--------------------------------|
| 1) Series Name | 5) Laminate / Veneer Selection |
| 2) Model Number | |
| 3) Quantity | 6) Optional 2nd Laminate |
| 4) Powder Coat Leg Color | 7) Optional Items |

BASE SPECIFICATIONS

Metal Legs: Legs are angled metal cylinders and are 8" tall. Legs are sandblasted prior to final powder coating.

Glides: Adjustable steel glides

STANDARD BASE FINISHES

Metal Legs: Standard Powder Coat

OPTIONAL BASE FINISHES

Metal Legs: Standard Powder Coat with Wood, Polished Chrome, Polished Chrome with Wood

TABLE TOP SPECIFICATION

Table

Table top core is CARB Phase I & Phase II Compliant. Laminate, wood veneer and phenolic backing are glued with water based adhesives.

Note: Some sizes and diameters are approximate, if using an existing solid surface or other top, please call for exact specs before ordering.

Table Finish

Covered top and sides with high pressure laminate, or choose Optional 2 Different Color laminates.

COLOR / EDGE SELECTIONS

Laminate Selections

ERG offers over 1000 standard laminate choices from Nevamar, Wilsonart, Formica and Pionite. Wood veneer is available in transparent stain colors - custom stain matching available for an upcharge. Solid Surface Corian overlay top tables will be quoted upon request.

OPTIONS

- CODE: 2LC - 2 different color laminates
- CODE: STH-C - Special Table Height - Cube Table
- CODE: PC - Polished Chrome Legs
- CODE: WDL - Metal/Wood Legs (specify powder coat and wood color)
- CODE: WDL-C - Chrome/Wood Legs (specify wood color)
- CODE: GD1 - Ratchet Ganging Device for Soft Seating



POWER / DATA



18" SQUARE OCCASIONAL TABLE
SHOWN WITH OPTIONAL
POLISHED CHROME LEGS



36" ROUND COFFEE TABLE SHOWN
WITH OPTIONAL POLISHED
CHROME LEGS AND POWER/DATA

MODEL / DESCRIPTION / LIST PRICING

TRENO | OCCASIONAL | SQUARE



SQUARE

Model Number	Table Top Size	Legs	Table Height	Shipping Weight.	LAMINATE	VENEER
TR18S	18" x 18" sq.	4 legs	17"	25 lbs.	\$1944	\$2136
TR27S	27" x 27" sq.	4 legs	17"	35 lbs.	\$2207	\$2400
TR30S	30" x 30" sq.	4 legs	17"	41 lbs.	\$2252	\$2445
TR36S	36" x 36" sq.	4 legs	17"	50 lbs.	\$2630	\$3546

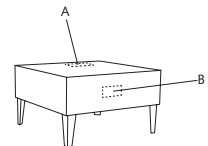
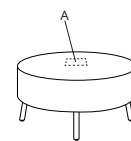
TRENO | OCCASIONAL | ROUND



ROUND

Model Number	Table Top Size	Legs	Table Height	Shipping Weight.	LAMINATE	VENEER
TR18D	18" dia.	4 legs	17"	22 lbs.	\$1814	\$1945
TR24D	24" dia.	4 legs	17"	29 lbs.	\$2098	\$2305
TR30D	30" dia.	4 legs	17"	37 lbs.	\$2202	\$2423
TR36D	36" dia.	4 legs	17"	45 lbs.	\$2614	\$3546

Please specify placement of electrical box for upholstered units or occasional tables
On rectangular coffee tables, please specify electrical placement on long side or short side



OPTIONS

Add upcharge to list price and code to model number

2LC	2 Color Laminate option	\$164	per top
STH-C	Special Table Height - Cube Table	\$255	per top
PC	Polished Chrome Legs	\$45	ea.

WDL	Metal/Wood Legs	\$45	ea.
WDL-C	Chrome/Wood Legs	\$79	ea.
GD1	Ratchet Ganging Device for Soft Seating	\$75	per pair



WEDGE TABLE WITH OPTIONAL
POLISHED CHROME/WOOD LEGS

MODEL / DESCRIPTION / LIST PRICING

TRENO | OCCASIONAL | RECTANGLE



RECTANGLE

Model Number	Table Top Size	Legs	Table Height	Shipping Weight.	LAMINATE	VENEER
TR1426	14" x 26"	4 legs	15"	25 lbs.	\$2105	\$2317
TR2442	24" x 42"	4 legs	17"	47 lbs.	\$2201	\$2311
TR2460	24" x 60"	4 legs	17"	52 lbs.	\$2539	\$2665
TR3042	30" x 42"	4 legs	17"	57 lbs.	\$2539	\$2665
TR3060	30" x 60"	4 legs	17"	65 lbs.	\$2879	\$3022

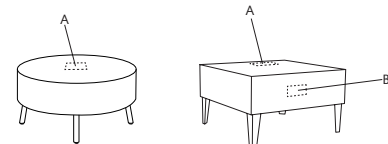
TRENO | OCCASIONAL | WEDGE



WEDGE

Model Number	Table Top Size	Legs	Table Height	Shipping Weight.	LAMINATE	VENEER
TR20W	20° wedge	4 legs	15"	30 lbs.	\$1532	\$1607

Please specify placement of electrical box for upholstered units or occasional tables
On rectangular coffee tables, please specify electrical placement on long side or short side



OPTIONS

Add upcharge to list price and code to model number

2LC	2 Color Laminate option	\$164	per top
STH-C	Special Table Height - Cube Table	\$255	per top
PC	Polished Chrome Legs	\$45	ea.

WDL	Metal/Wood Legs	\$45	ea.
WDL-C	Chrome/Wood Legs	\$79	ea.
GD1	Ratchet Ganging Device for Soft Seating	\$75	per pair

TRUMPET

Trumpet has a cast iron round base. Available in café and bar height with optional resin edges for laminate tops.



24" SQUARE CAFÉ TABLE



24" ROUND BAR HEIGHT TABLE

ORDERING INFORMATION

- | | |
|-----------------|-------------------------------|
| 1) Series Name | 6) Laminate Selection and No. |
| 2) Model Number | 7) Edge Style Code and Color |
| 3) Size | 8) Wood Species |
| 4) Quantity | 9) Wood Edge Stain Color |
| 5) Frame Color | 10) Optional Items |
- (Hammerstone or textured paint recommended)

TABLE TOP SPECIFICATIONS

Table Tops

Table top core is CARB Phase I & Phase II Compliant. Laminate, wood veneer and phenolic backing are glued with water based adhesives.

Laminate or Wood Tops

Laminate or Wood tops are 1.25" thick offered in round and square.

TRUMPET SPECIFICATIONS

Column: 3" round 14 gauge steel tubing

Base: Base is made of 24" or 30" base spread diameter G:20 top quality cast iron.

Plate: 14" X 14" square, 24" x 24" square

Glides: Plastic glides

Assembly: The base plate and spider are attached together with a 1/2"- 13 threaded tie rod and flange nut. Base mounts to top with 1/4"- 20 machine screws into metal inserts, **NO WOOD SCREWS ARE USED.**

COLOR / EDGE SELECTIONS

Laminate/Veneer Selections

ERG offers over 1000 standard laminate choices from Nevamar, Wilsonart, Formica and Pionite. Wood veneer is available in transparent stain colors - custom stain matching available for an upcharge.

Table Edge Selections

ERG offers a wide variety of table top edge materials including PVC, wood, aluminum and resin/urethane.

Special Edge Note: When ganging or butting tables together, ERG recommends using 3MM flat edge or flat wood edge. Square tables using **T-MOLD** edge will have a 3" radius on all corners.

STANDARD BASE FINISHES

Trumpet Base: Standard Powder Coat

OPTIONS

- CODE: RP - Painted Foot Ring for Bar Height
- CODE: STH - Special Table Height (other than 29" or 42")
- CODE: GD3 - Flat Ganging Device for Café & Training Tables
- CODE: RAD - 3" Radius Corners for 3MM Edge



60" ROUND CAFÉ TABLE

MODEL / DESCRIPTION / LIST PRICING

TRUMPET | CAFÉ | ROUND



ROUND

Model Number	Table Top Size	Base Spread	Table Height	Shpg. Wght.	LAMINATE TOP ASSORTED EDGES							VENEER TOP	
					GRP 1	GRP 2	GRP 3	GRP 4	GRP 5	GRP 6	GRP 7	GRP 8	GRP 9
HTRM36D	36" Dia.	24"	29"	82	\$976	\$1006	\$1129	\$1206	\$1434	\$1625	\$1854	\$3031	\$3686
HTRM42D	42" Dia.	24"	29"	110	\$1041	\$1075	\$1217	\$1307	\$1575	\$1798	\$2066	\$3289	\$3950
HTRM48D	48" Dia.	30"	29"	130	\$1093	\$1136	\$1298	\$1401	\$1711	\$1967	\$2276	\$3531	\$4183
HTRM54D	54" Dia.	30"	29"	145	\$1478	\$1538	\$1775	\$1922	\$2367	\$2738	\$3180	\$4845	\$5681
HTRM60D	60" Dia.	30"	29"	160	\$1600	\$1670	\$1946	\$2118	\$2636	\$3066	\$3583	\$5338	\$6183

TRUMPET | CAFÉ | SQUARE



SQUARE

Model Number	Table Top Size	Base Spread	Table Height	Shpg. Wght.	LAMINATE TOP ASSORTED EDGES							VENEER TOP	
					GRP 1	GRP 2	GRP 3	GRP 4	GRP 5	GRP 6	GRP 7	GRP 8	GRP 9
HTRM36S	36" Sq.	24"	29"	103	\$977	\$1008	\$1130	\$1208	\$1436	\$1628	\$1855	\$3035	\$3693
HTRM42S	42" Sq.	24"	29"	130	\$1095	\$1132	\$1280	\$1371	\$1645	\$1874	\$2147	\$3450	\$4156
HTRM48S	48" Sq.	30"	29"	148	\$1275	\$1318	\$1488	\$1597	\$1915	\$2185	\$2506	\$4016	\$4835

TRUMPET | BAR HEIGHT | ROUND



ROUND

Model Number	Table Top Size	Base Spread	Table Height	Shpg. Wght.	LAMINATE TOP ASSORTED EDGES							VENEER TOP	
					GRP 1	GRP 2	GRP 3	GRP 4	GRP 5	GRP 6	GRP 7	GRP 8	GRP 9
HTRMH30D	30" Dia.	24"	42"	90	\$1052	\$1083	\$1177	\$1304	\$1601	\$1679	\$1837	\$3256	\$4477
HTRMH36D	36" Dia.	24"	42"	110	\$1413	\$1451	\$1570	\$1726	\$2096	\$2196	\$2390	\$4314	\$5986

Note: Other bar height sizes available. Call for pricing.

OPTIONS

Add upcharge to list price and code to model number

RP	Painted Footring	\$145	per base	GD3	Flat Ganging Device for Café & Training Tables	\$137	per pair
STH	Special Table Height (other than 29" or 42")	\$197	per base	RAD	3" Radius Corners for 3MM Edge	\$262	per table



VALENCIA TABLE OF CONTENTS

Valencia Specifications.....	2
Options.....	3
Valencia Standard Seat Pricing.....	4
Valencia Boxcar Seat Pricing.....	6
Valencia Multiple Seat Pricing.....	8
Valencia Lounge Pricing.....	12

VALENCIA COLLECTION

Valencia offers stylish upholstered guest seating available in wood or metal frames with a choice of standard or boxcar seat cushion. This versatile line offers multiple, lounge and patient seating for a range of applications.



VALENCIA WOOD ARM CHAIR
FEATURING WALL SAVER DESIGN



VALENCIA METAL ARM CHAIR
WITH BOXCAR SEAT

ORDERING INFORMATION

To Order Please Specify:

- 1) Series Name
- 2) Model Number
- 3) Quantity
- 4) Arm Cap Selection / Finish
- 5) Frame Color / Finish
- 6) Fabric Grade & Number
- 7) Optional Items

MULTIPLE SEATING

WOOD CHAIRS	WEIGHT LIMIT
Per Seat	350 lbs.
Bariatric	500 lbs.

METAL CHAIRS	WEIGHT LIMIT
Per Seat	500 lbs.
Bariatric	750 lbs.

LOUNGE

SOFT SEATING	WEIGHT LIMIT
1 Seat	500 lbs.
2 Seat	1000 lbs.
3 Seat	1500 lbs.

STANDARD BASE FINISHES

- Metal:** Powder Coat
- Wood:** Standard Wood Stain

GENERAL SPECIFICATIONS

Upholstery

High resiliency foam is being used.
Adjustable glides optional.

Frame

Back (for metal frame only): Tongue & groove hardwood construction. Webbing installed and high-resiliency foam bonded to wood frame. Concealed back attachment to frame.

Seat (for metal frame only): No-sag spring installed. Helicoil springs attached to spring and high resiliency foam is bonded to wood frame.

Underseat:

Metal: Steel welded frame, welded to legs and metal apron. Tested for 750 lbs single seat, 1000 lbs bariatric.

Wood: Steel welded frame with machine screwed attached to wood frame. Tested for 750 lbs single seat, 1000 lbs bariatric.

Solid Surface

Stock solid surface top is available in:
Corian Bone, Canyon, Glacier White, and Silver Grey

Base Details

Metal: Rectangular steel tubing, fully fabricated and welded with built-in wall saver leg design.

Wood: All hardwood frame with built-in wall saver leg design.



VALENCIA FEATURES A CLEAN OUT FOR EASY CARE AND MAINTENANCE

OPTIONS

- CODE: FR - CAL133 Fire Retardant (TB 133)
- CODE: MB - Moisture Barrier (up to 60" overall width)
- CODE: MB60 - Moisture Barrier (over 60" overall width)
- CODE: 2FO/C - Two Fabric Option (per seat)
- CODE: VMAC2 - Arm Caps, Black Polyurethane
- CODE: VMAC3 - Arm Caps, Charcoal Polyurethane
- CODE: VMAC4 - Arm Caps, White Solid Surface (Glacier White by Corian)
- CODE: VMAC5 - Arm Caps, Brown Solid Surface (Canyon by Corian)
- CODE: VMAC7 - Arm Caps, Beige Solid Surface (Bone by Corian)
- CODE: VMAC8 - Arm Caps, Gray Solid Surface (Silver Grey by Corian)
- CODE: VMAC6 - Arm Caps, Solid Wood
- CODE: AG - Adjustable Glides
- CODE: FM - Floor Mount (metal frame only)

Note: The "VM" code is for both Metal and Wood Frame products.



DIMENSIONS	Arm Chair	Bariatric Chair
Seat Width:	19"	30"
Seat Depth:	19"	19"
Seat Height:	17.5"	17.5"
Back Height:	35"	35"
Arm Height:	25.5"	25.5"
Overall Width:	27"	35"
Overall Depth:	25"	25"
Qty./Wt. per carton:	1 ea./33 lbs.	1 ea./36 lbs.



VALENCIA METAL FRAME
BARIATRIC ARM CHAIR

MODEL / DESCRIPTION / LIST PRICING



3510M Metal Arm Chair - Standard Seat

COM Yardage: 2.25 Yds. Seat 1 Yd. / Back 1.25 Yds.

COM	GR1	GR2	GR3	GR4	GR5	GR6	GR7	GR8	GR9	GR10	LEA
\$1454	\$1558	\$1620	\$1686	\$1753	\$1824	\$1895	\$1972	\$2050	\$2133	\$2217	\$2620



3512M Metal Bariatric - Standard Seat

COM Yardage: 3. Yds. Seat 1.25 Yds. / Back 1.5 Yds.

COM	GR1	GR2	GR3	GR4	GR5	GR6	GR7	GR8	GR9	GR10	LEA
\$1724	\$1845	\$1921	\$1997	\$2077	\$2159	\$2248	\$2338	\$2430	\$2526	\$2626	\$3106

OPTIONS

Add upcharge to list price and code to model number

AG	Adjustable Glide	\$25	/pair
FR	CAL133 Fire Retardant (TB 133) per yard	\$118	/yd.
MB	Moisture Barrier (up to 60" overall width)	\$164	ea.
2FO/C	2 Fabric Option	\$67	per seat
VMAC2	Polyurethane Arm Caps - Black	\$78	ea.
VMAC3	Polyurethane Arm Caps - Charcoal	\$78	ea.

VMAC4	Solid Surface Arm Caps - White	\$141	ea.
VMAC5	Solid Surface Arm Caps - Brown	\$141	ea.
VMAC7	Solid Surface Arm Caps - Beige	\$141	ea.
VMAC8	Solid Surface Arm Caps - Gray	\$141	ea.
VMAC6	Solid Wood Arm Caps	\$105	ea.
FM	Floor Mount - per unit	\$128	

DIMENSIONS	Arm Chair	Bariatric Chair
Seat Width:	19"	30"
Seat Depth:	19"	19"
Seat Height:	17.5"	17.5"
Back Height:	35"	35"
Arm Height:	25.5"	25.5"
Overall Width:	27"	35"
Overall Depth:	25"	25"
Qty./Wt. per carton:	1 ea./33 lbs.	1 ea./36 lbs.



VALENCIA WOOD FRAME
BARIATRIC

MODEL / DESCRIPTION / LIST PRICING



3510W Wood Arm Chair - Standard Seat

COM Yardage: 2.25 Yds. Seat 1 Yd. / Back 1.25 Yds.

COM	GR1	GR2	GR3	GR4	GR5	GR6	GR7	GR8	GR9	GR10	LEA
\$1346	\$1441	\$1497	\$1558	\$1620	\$1686	\$1752	\$1824	\$1895	\$1971	\$2050	\$2423



3512W Wood Bariatric Chair - Standard Seat

COM Yardage: 2.75 Yds. Seat 1.25 Yds. / Back 1.5 Yds.

COM	GR1	GR2	GR3	GR4	GR5	GR6	GR7	GR8	GR9	GR10	LEA
\$1616	\$1727	\$1797	\$1870	\$1944	\$2022	\$2103	\$2187	\$2275	\$2366	\$2462	\$2909

OPTIONS

Add upcharge to list price and code to model number

AG	Adjustable Glide	\$25	/pair
FR	CAL133 Fire Retardant (TB 133) per yard	\$118	/yd.
MB	Moisture Barrier (up to 60" overall width)	\$164	ea.
2FO/C	2 Fabric Option	\$67	per seat
VMAC2	Polyurethane Arm Caps - Black	\$78	ea.
VMAC3	Polyurethane Arm Caps - Charcoal	\$78	ea.

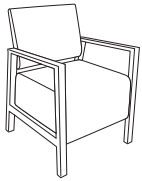
VMAC4	Solid Surface Arm Caps - White	\$141	ea.
VMAC5	Solid Surface Arm Caps - Brown	\$141	ea.
VMAC7	Solid Surface Arm Caps - Beige	\$141	ea.
VMAC8	Solid Surface Arm Caps - Gray	\$141	ea.
VMAC6	Solid Wood Arm Caps	\$105	ea.

DIMENSIONS	Arm Chair	Bariatric Chair
Seat Width:	19"	30"
Seat Depth:	19"	19"
Seat Height:	17.5"	17.5"
Back Height:	35"	35"
Arm Height:	25.5"	25.5"
Overall Width:	27"	35"
Overall Depth:	25"	25"
Qty./Wt. per carton:	1 ea./45 lbs.	1 ea./48 lbs.



VALENCIA METAL FRAME ARM CHAIR WITH BOXCAR SEAT

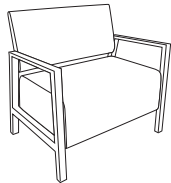
MODEL / DESCRIPTION / LIST PRICING



3520M Metal Arm Chair - Boxcar Seat

COM Yardage: 2.75 Yds. Seat 1.5 Yd. / Back 1.25 Yds.

COM	GR1	GR2	GR3	GR4	GR5	GR6	GR7	GR8	GR9	GR10	LEA
\$1932	\$2068	\$2150	\$2236	\$2326	\$2419	\$2515	\$2615	\$2723	\$2830	\$2943	\$3478



3522M Metal Arm Bariatric - Boxcar Seat

COM Yardage: 3.5 Yds. Seat 2 Yds. / Back 1.5 Yds.

COM	GR1	GR2	GR3	GR4	GR5	GR6	GR7	GR8	GR9	GR10	LEA
\$2200	\$2353	\$2446	\$2547	\$2648	\$2754	\$2865	\$2980	\$3097	\$3222	\$3349	\$3962

OPTIONS

Add upcharge to list price and code to model number

AG	Adjustable Glide	\$25	/pair
FR	CAL133 Fire Retardant (TB 133) per yard	\$118	/yd.
MB	Moisture Barrier (up to 60" overall width)	\$164	ea.
2FO/C	2 Fabric Option	\$67	per seat
VMAC2	Polyurethane Arm Caps - Black	\$78	ea.
VMAC3	Polyurethane Arm Caps - Charcoal	\$78	ea.

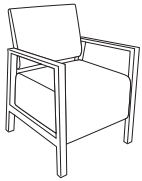
VMAC4	Solid Surface Arm Caps - White	\$141	ea.
VMAC5	Solid Surface Arm Caps - Brown	\$141	ea.
VMAC7	Solid Surface Arm Caps - Beige	\$141	ea.
VMAC8	Solid Surface Arm Caps - Gray	\$141	ea.
VMAC6	Solid Wood Arm Caps	\$105	ea.
FM	Floor Mount - per unit	\$128	

DIMENSIONS	Arm Chair	Bariatric Chair
Seat Width:	19"	30"
Seat Depth:	19"	19"
Seat Height:	17.5"	17.5"
Back Height:	35"	35"
Arm Height:	25.5"	25.5"
Overall Width:	26"	35"
Overall Depth:	25"	25"
Qty./Wt. per carton:	1 ea./45 lbs.	1 ea./48 lbs.



VALENCIA WOOD FRAME ARM CHAIR WITH BOXCAR SEAT

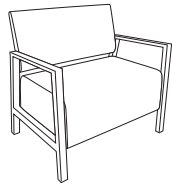
MODEL / DESCRIPTION / LIST PRICING



3520W Wood Arm Chair - Boxcar Seat

COM Yardage: 2.75 Yds. Seat 1.5 Yd. / Back 1.25 Yds.

COM	GR1	GR2	GR3	GR4	GR5	GR6	GR7	GR8	GR9	GR10	LEA
\$1824	\$1949	\$2026	\$2109	\$2192	\$2281	\$2371	\$2468	\$2565	\$2667	\$2774	\$3280



3522W Wood Arm Bariatric - Boxcar Seat

COM Yardage: 3.5 Yds. Seat 2 Yds. / Back 1.5 Yds.

COM	GR1	GR2	GR3	GR4	GR5	GR6	GR7	GR8	GR9	GR10	LEA
\$2095	\$2241	\$2333	\$2425	\$2521	\$2623	\$2729	\$2837	\$2950	\$3068	\$3192	\$3772

OPTIONS

Add upcharge to list price and code to model number

AG	Adjustable Glide	\$25	/pair
FR	CAL133 Fire Retardant (TB 133) per yard	\$118	/yd.
MB	Moisture Barrier (up to 60" overall width)	\$164	ea.
2FO/C	2 Fabric Option	\$67	per seat
VMAC2	Polyurethane Arm Caps - Black	\$78	ea.
VMAC3	Polyurethane Arm Caps - Charcoal	\$78	ea.

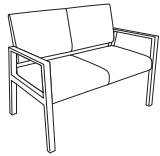
VMAC4	Solid Surface Arm Caps - White	\$141	ea.
VMAC5	Solid Surface Arm Caps - Brown	\$141	ea.
VMAC7	Solid Surface Arm Caps - Beige	\$141	ea.
VMAC8	Solid Surface Arm Caps - Gray	\$141	ea.
VMAC6	Solid Wood Arm Caps	\$105	ea.

DIMENSIONS	Two Seat Lounge	Two Seat Center Arm	Three Seat Center Arms
Seat Width:	44"	19" ea.	19" ea.
Seat Depth:	19"	19"	19"
Seat Height:	17.5"	17.5"	17.5"
Back Height:	35"	35"	35"
Arm Height:	25.5"	25.5"	25.5"
Overall Width:	49"	51.5"	76"
Overall Depth:	28"	28"	28"
Qty./Wt. per carton:	1 ea./60 lbs.	1 ea./62 lbs.	1 ea./93 lbs.



VALENCIA METAL
TWO SEAT UNIT W/ CENTER ARM

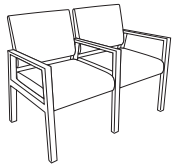
MODEL / DESCRIPTION / LIST PRICING



3514M Metal Two-Seat Lounge - Standard Seat

COM Yardage: 4 Yds. Seat 2 Yds. / Back 2 Yds.

COM	GR1	GR2	GR3	GR4	GR5	GR6	GR7	GR8	GR9	GR10	LEA
\$2468	\$2641	\$2746	\$2857	\$2969	\$3088	\$3211	\$3341	\$3472	\$3611	\$3757	\$4442

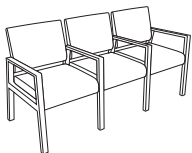


3515M Metal Two-Seat Lounge with Center Arm - Standard Seat

COM Yardage: 4 Yds. Seat 2 Yds. / Back 2 Yds.

COM	GR1	GR2	GR3	GR4	GR5	GR6	GR7	GR8	GR9	GR10	LEA
\$2652	\$2837	\$2950	\$3068	\$3192	\$3320	\$3454	\$3590	\$3734	\$3883	\$4039	\$4774

Note: unit has 3 pairs of legs



3516M Metal Three-Seat Lounge with Center Arms - Standard Seat

COM Yardage: 6 Yds. Seat 3 Yds. / Back 3 Yds.

COM	GR1	GR2	GR3	GR4	GR5	GR6	GR7	GR8	GR9	GR10	LEA
\$3728	\$3988	\$4147	\$4314	\$4487	\$4666	\$4851	\$5047	\$5249	\$5458	\$5677	\$6710

Note: unit has 4 pairs of legs

OPTIONS

Add upcharge to list price and code to model number

AG	Adjustable Glide	\$25	/pair
FR	CAL133 Fire Retardant (TB 133) per yard	\$118	/yd.
MB	Moisture Barrier (up to 60" overall width)	\$164	ea.
MB60	Moisture Barrier (over 60" overall width)	\$262	ea.
2FO/C	2 Fabric Option	\$67	per seat
VMAC2	Polyurethane Arm Caps - Black	\$78	ea.
VMAC3	Polyurethane Arm Caps - Charcoal	\$78	ea.

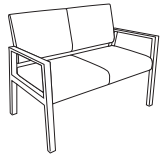
VMAC4	Solid Surface Arm Caps - White	\$141	ea.
VMAC5	Solid Surface Arm Caps - Brown	\$141	ea.
VMAC7	Solid Surface Arm Caps - Beige	\$141	ea.
VMAC8	Solid Surface Arm Caps - Gray	\$141	ea.
VMAC6	Solid Wood Arm Caps	\$105	ea.
FM	Floor Mount - per unit	\$128	

DIMENSIONS	Two Seat Lounge	Two Seat Center Arm	Three Seat Lounge
Seat Width:	44"	19" ea.	19" ea.
Seat Depth:	19"	19"	19"
Seat Height:	17.5"	17.5"	17.5"
Back Height:	35"	35"	35"
Arm Height:	25.5"	25.5"	25.5"
Overall Width:	49"	51.5"	76"
Overall Depth:	28"	28"	28"
Qty./Wt. per carton:	1 ea./60 lbs.	1 ea./62 lbs.	1 ea./93 lbs.



VALENCIA WOOD
THREE SEAT UNIT

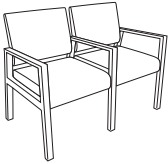
MODEL / DESCRIPTION / LIST PRICING



3514W Wood Two-Seat - Standard Seat

COM Yardage: 4.5 Yds. Seat 2 Yds. / Back 2.5 Yds.

COM	GR1	GR2	GR3	GR4	GR5	GR6	GR7	GR8	GR9	GR10	LEA
\$2355	\$2520	\$2620	\$2727	\$2834	\$2949	\$3067	\$3189	\$3318	\$3449	\$3588	\$4240

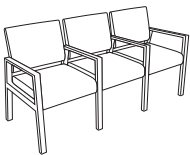


3515W Wood Two-Seat with Center Arm - Standard Seat

COM Yardage: 4.5 Yds. Seat 2 Yds. / Back 2.5 Yds.

COM	GR1	GR2	GR3	GR4	GR5	GR6	GR7	GR8	GR9	GR10	LEA
\$2491	\$2663	\$2772	\$2880	\$2998	\$3117	\$3243	\$3371	\$3508	\$3647	\$3792	\$4484

Note: unit has 3 pairs of legs



3516W Wood Three-Seat with Center Arms - Standard Seat

COM Yardage: 6 Yds. Seat 3 Yds. / Back 3 Yds.

COM	GR1	GR2	GR3	GR4	GR5	GR6	GR7	GR8	GR9	GR10	LEA
\$3498	\$3744	\$3895	\$4051	\$4213	\$4380	\$4556	\$4737	\$4928	\$5126	\$5330	\$6299

Note: unit has 4 pairs of legs

OPTIONS

Add upcharge to list price and code to model number

AG	Adjustable Glide	\$25	/pair
FR	CAL133 Fire Retardant (TB 133) per yard	\$118	/yd.
MB	Moisture Barrier (up to 60" overall width)	\$164	ea.
MB60	Moisture Barrier (over 60" overall width)	\$262	ea.
2FO/C	2 Fabric Option	\$67	per seat
VMAC2	Polyurethane Arm Caps - Black	\$78	ea.

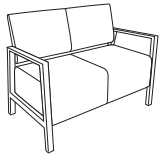
VMAC3	Polyurethane Arm Caps - Charcoal	\$78	ea.
VMAC4	Solid Surface Arm Caps - White	\$141	ea.
VMAC5	Solid Surface Arm Caps - Brown	\$141	ea.
VMAC7	Solid Surface Arm Caps - Beige	\$141	ea.
VMAC8	Solid Surface Arm Caps - Gray	\$141	ea.

DIMENSIONS	Two Seat Lounge	Two Seat Center Arm	Three Seat Lounge
Seat Width:	44"	19" ea.	19" ea.
Seat Depth:	19"	19"	19"
Seat Height:	17.5"	17.5"	17.5"
Back Height:	35"	35"	35"
Arm Height:	25.5"	25.5"	25.5"
Overall Width:	49"	51.5"	76"
Overall Depth:	28"	28"	28"
Qty./Wt. per carton:	1 ea./90 lbs.	1 ea./92 lbs.	1 ea./135 lbs.



VALENCIA METAL
THREE SEAT UNIT WITH BOXCAR SEAT

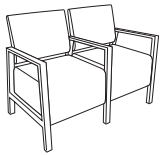
MODEL / DESCRIPTION / LIST PRICING



3524M Metal Two-Seat Lounge - Boxcar Seat

COM Yardage: 5.5 Yds. Seat 3 Yds. / Back 2.5 Yds.

COM	GR1	GR2	GR3	GR4	GR5	GR6	GR7	GR8	GR9	GR10	LEA
\$3039	\$3252	\$3383	\$3517	\$3658	\$3805	\$3955	\$4114	\$4278	\$4452	\$4630	\$5473

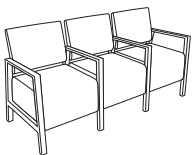


3525M Metal Two-Seat Lounge with Center Arm - Boxcar Seat

COM Yardage: 5.5 Yds. Seat 3 Yds. / Back 2.5 Yds.

COM	GR1	GR2	GR3	GR4	GR5	GR6	GR7	GR8	GR9	GR10	LEA
\$3317	\$3545	\$3687	\$3836	\$3989	\$4147	\$4314	\$4488	\$4667	\$4853	\$5048	\$5964

Note: unit has 3 pairs of legs



3526M Metal Three-Seat Lounge with Center Arms - Boxcar Seat

COM Yardage: 7.5 Yds. Seat 4.5 Yds. / Back 3 Yds.

COM	GR1	GR2	GR3	GR4	GR5	GR6	GR7	GR8	GR9	GR10	LEA
\$4519	\$4835	\$5029	\$5227	\$5436	\$5655	\$5881	\$6118	\$6362	\$6616	\$6879	\$8131

Note: unit has 4 pairs of legs

OPTIONS

Add upcharge to list price and code to model number

AG	Adjustable Glide	\$25	/pair
FR	CAL133 Fire Retardant (TB 133) per yard	\$118	/yd.
MB	Moisture Barrier (up to 60" overall width)	\$164	ea.
MB60	Moisture Barrier (over 60" overall width)	\$262	ea.
2FO/C	2 Fabric Option	\$67	per seat
VMAC2	Polyurethane Arm Caps - Black	\$78	ea.
VMAC3	Polyurethane Arm Caps - Charcoal	\$78	ea.

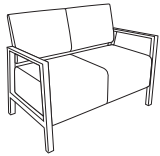
VMAC4	Solid Surface Arm Caps - White	\$141	ea.
VMAC5	Solid Surface Arm Caps - Brown	\$141	ea.
VMAC7	Solid Surface Arm Caps - Beige	\$141	ea.
VMAC8	Solid Surface Arm Caps - Gray	\$141	ea.
VMAC6	Solid Wood Arm Caps	\$105	ea.
FM	Floor Mount - per unit	\$128	

DIMENSIONS	Two Seat Lounge	Two Seat Center Arm	Three Seat Lounge
Seat Width:	44"	19" ea.	19" ea.
Seat Depth:	19"	19"	19"
Seat Height:	17.5"	17.5"	17.5"
Back Height:	35"	35"	35"
Arm Height:	25.5"	25.5"	25.5"
Overall Width:	49"	51.5"	76"
Overall Depth:	28"	28"	28"
Qty./Wt. per carton:	1 ea./90 lbs.	1 ea./92 lbs.	1 ea./135 lbs.



VALENCIA WOOD TWO SEAT UNIT WITH BOXCAR SEAT

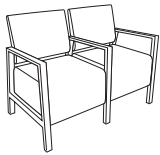
MODEL / DESCRIPTION / LIST PRICING



3524W Wood Two-Seat - Boxcar Seat

COM Yardage: 5.5 Yds. Seat 3 Yds. / Back 2.5 Yds.

COM	GR1	GR2	GR3	GR4	GR5	GR6	GR7	GR8	GR9	GR10	LEA
\$2824	\$3022	\$3145	\$3268	\$3398	\$3537	\$3677	\$3822	\$3979	\$4136	\$4302	\$5084

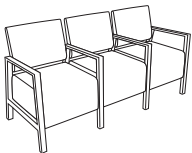


3525W Wood Two-Seat with Center Arm - Boxcar Seat

COM Yardage: 5.5 Yds. Seat 3 Yds. / Back 2.5 Yds.

COM	GR1	GR2	GR3	GR4	GR5	GR6	GR7	GR8	GR9	GR10	LEA
\$3097	\$3317	\$3448	\$3587	\$3728	\$3878	\$4033	\$4193	\$4362	\$4536	\$4717	\$5574

Note: unit has 3 pairs of legs



3526W Wood Three-Seat with Center Arms - Boxcar Seat

COM Yardage: 7.5 Yds. Seat 4.5 Yds. / Back 3 Yds.

COM	GR1	GR2	GR3	GR4	GR5	GR6	GR7	GR8	GR9	GR10	LEA
\$4191	\$4486	\$4665	\$4850	\$5044	\$5247	\$5456	\$5674	\$5901	\$6137	\$6382	\$7544

Note: unit has 4 pairs of legs

OPTIONS

Add upcharge to list price and code to model number

AG	Adjustable Glide	\$25	/pair
FR	CAL133 Fire Retardant (TB 133) per yard	\$118	/yd.
MB	Moisture Barrier (up to 60" overall width)	\$164	ea.
MB60	Moisture Barrier (over 60" overall width)	\$262	ea.
2FO/C	2 Fabric Option	\$67	per seat
VMAC2	Polyurethane Arm Caps - Black	\$78	ea.

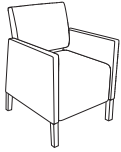
VMAC3	Polyurethane Arm Caps - Charcoal	\$78	ea.
VMAC4	Solid Surface Arm Caps - White	\$141	ea.
VMAC5	Solid Surface Arm Caps - Brown	\$141	ea.
VMAC7	Solid Surface Arm Caps - Beige	\$141	ea.
VMAC8	Solid Surface Arm Caps - Gray	\$141	ea.

DIMENSIONS	Single Seat Lounge	Bariatric Lounge	Two Seat Lounge
Seat Width:	22"	30"	44"
Seat Depth:	19"	19"	19"
Seat Height:	17.5"	17.5"	17.5"
Back Height:	35"	35"	35"
Arm Height:	25.5"	25.5"	25.5"
Overall Width:	27"	35"	49"
Overall Depth:	28"	28"	28"
Qty./Wt. per carton:	1 ea./60 lbs.	1 ea./62 lbs.	1 ea./93 lbs.



VALENCIA METAL FRAME
UPHOLSTERED LOUNGE

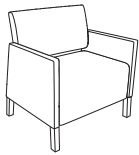
MODEL / DESCRIPTION / LIST PRICING



3530M Metal Single Seat Lounge

COM Yardage: 5.75 Yds. Seat 1.5 Yds. / Back 1.25 Yds. / Arms: 3 Yds.


COM	GR1	GR2	GR3	GR4	GR5	GR6	GR7	GR8	GR9	GR10	LEA
\$2226	\$2382	\$2477	\$2575	\$2680	\$2787	\$2896	\$3014	\$3135	\$3261	\$3390	\$4007



3531M Metal Bariatric Lounge

COM Yardage: 6.5 Yds. Seat 2 Yds. / Back 1.5 Yds. / Arms: 3 Yds.

COM	GR1	GR2	GR3	GR4	GR5	GR6	GR7	GR8	GR9	GR10	LEA
\$2615	\$2798	\$2911	\$3026	\$3148	\$3275	\$3407	\$3541	\$3683	\$3833	\$3984	\$4708



3532M Metal Two Seat Lounge

COM Yardage: 7.5 Yds. Seat 2.5 Yds. / Back 2 Yds. / Arms: 3 Yds.

COM	GR1	GR2	GR3	GR4	GR5	GR6	GR7	GR8	GR9	GR10	LEA
\$3758	\$4019	\$4183	\$4349	\$4526	\$4705	\$4893	\$5088	\$5293	\$5504	\$5725	\$6765

OPTIONS

Add upcharge to list price and code to model number

AG	Adjustable Glide	\$25	/pair
FR	CAL133 Fire Retardant (TB 133) per yard	\$118	/yd.
MB	Moisture Barrier (up to 60" overall width)	\$164	ea.
2FO/C	2 Fabric Option	\$67	per seat
VMAC2	Polyurethane Arm Caps - Black	\$78	ea.
VMAC3	Polyurethane Arm Caps - Charcoal	\$78	ea.

VMAC4	Solid Surface Arm Caps - White	\$141	ea.
VMAC5	Solid Surface Arm Caps - Brown	\$141	ea.
VMAC7	Solid Surface Arm Caps - Beige	\$141	ea.
VMAC8	Solid Surface Arm Caps - Gray	\$141	ea.
VMAC6	Solid Wood Arm Caps	\$105	ea.
FM	Floor Mount - per unit	\$128	

DIMENSIONS	Single Seat Lounge	Bariatric Lounge	Two Seat Lounge
Seat Width:	22"	30"	44"
Seat Depth:	19"	19"	19"
Seat Height:	17.5"	17.5"	17.5"
Back Height:	35"	35"	35"
Arm Height:	25.5"	25.5"	25.5"
Overall Width:	27"	35"	49"
Overall Depth:	28"	28"	28"
Qty./Wt. per carton:	1 ea./60 lbs.	1 ea./62 lbs.	1 ea./93 lbs.



VALENCIA WOOD FRAME
UPHOLSTERED BARIATRIC LOUNGE

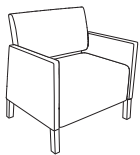
MODEL / DESCRIPTION / LIST PRICING



3530W Wood Single Seat Lounge

COM Yardage: 5.75 Yds. Seat 1.5 Yds. / Back 1.25 Yds. / Arms: 3 Yds.

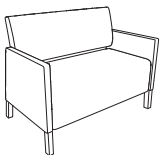
COM	GR1	GR2	GR3	GR4	GR5	GR6	GR7	GR8	GR9	GR10	LEA
\$2189	\$2342	\$2436	\$2533	\$2635	\$2741	\$2851	\$2964	\$3084	\$3206	\$3335	\$3940



3531W Wood Bariatric Lounge

COM Yardage: 6.5 Yds. Seat 2 Yds. / Back 1.5 Yds. / Arms: 3 Yds.

COM	GR1	GR2	GR3	GR4	GR5	GR6	GR7	GR8	GR9	GR10	LEA
\$2578	\$2759	\$2870	\$2985	\$3104	\$3228	\$3359	\$3492	\$3631	\$3776	\$3929	\$4642



3532W Wood Two Seat Lounge

COM Yardage: 7.5 Yds. Seat 2.5 Yds. / Back 2 Yds. / Arms: 3 Yds.

COM	GR1	GR2	GR3	GR4	GR5	GR6	GR7	GR8	GR9	GR10	LEA
\$3722	\$3983	\$4143	\$4309	\$4480	\$4659	\$4847	\$5039	\$5242	\$5450	\$5670	\$6699

OPTIONS

Add upcharge to list price and code to model number

AG	Adjustable Glide	\$25	/pair
FR	CAL133 Fire Retardant (TB 133) per yard	\$118	/yd.
MB	Moisture Barrier (up to 60" overall width)	\$164	ea.
2FO/C	2 Fabric Option	\$67	per seat
VMAC2	Polyurethane Arm Caps - Black	\$78	ea.
VMAC3	Polyurethane Arm Caps - Charcoal	\$78	ea.

VMAC4	Solid Surface Arm Caps - White	\$141	ea.
VMAC5	Solid Surface Arm Caps - Brown	\$141	ea.
VMAC7	Solid Surface Arm Caps - Beige	\$141	ea.
VMAC8	Solid Surface Arm Caps - Gray	\$141	ea.
VMAC6	Solid Wood Arm Caps	\$105	ea.

VELLA

The Vella features a fully upholstered seat over a stylish cold injected urethane foam shell. Vella chairs are available with 4 Star Steel base and wood leg option and complements fully upholstered ottomans and occasional tables.



WOOD LEGS MID BACK WITH OTTOMAN

ORDERING INFORMATION

To Order Please Specify:

- 1) Series Name
- 2) Model Number
- 3) Quantity
- 4) Fabric Grade and Number
- 5) Wood Stain (for wood legs)
- 6) Laminate Choice (table tops)
- 7) Optional Items
(Includes Tufting, Contrast Stitching and more)

SOFT SEATING	WEIGHT LIMIT
Metal Legs	500 lbs.
Wood Legs	350 lbs.

STANDARD BASE FINISHES

- 4-Star Swivel Base:** Polished Chrome or Black Textured
- X-Base:** Polished Chrome or Black Textured
- Wood Legs:** Standard Wood Stain, White Under Metal Frame

OPTIONAL BASE FINISHES

- Wood Legs:** Black Under Metal Frame

GENERAL SPECIFICATIONS

Upholstery/Foam

Cold injected urethane molded foam with inner steel welded frame. Also additional padding when needed!! Nice Sit! Vella is fully upholstered and available with fabric, crypton, vinyl or approved COM. 3" wide arm rest. Tapered back design. Fabric must be pre-approved, please contact customer service.

Graded-In & COM Fabric Testing

Due to the complexity of the upholstery process, please submit your Graded-in/COM for testing. A 10"x10" sample is required. **ALL FABRIC MUST BE PRE APPROVED.** Please see Approved Fabrics link under product webpage images.

Chair Base Details

4-Star Swivel Base: 360° swivel, 28.5" diameter, solid steel blades welded to 2" diameter column and nylon glides installed.

X-Base: Fixed 18" diameter X-Base

Wood Legs: Solid Beech wood tapered leg. 3/8" steel plate counterbalance is attached for stability. Factory installed glides

Ottoman Base Details

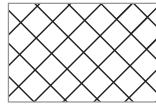
X-Base: Fixed 18" diameter X-Base

OPTIONS

- CODE: FR - CAL 133 (TB 133) Fire Retardant
- CODE: MB - Moisture Barrier (up to 60" overall width)
- CODE: 2FO - Two Fabric Option (Ottoman Only)
- CODE: TFTV - Diamond Tufting for Vella
- CODE: VCS - Contrast Stitching for Vella
- CODE: VBL - Black Under Metal Frame (Wood Legs)

TUFTING

Vella series chairs are available with diamond tufting.




diamond




VELLA - DIAMOND TUFTING DETAIL

CONTRAST STITCHING


Vella series chairs are available with contrast stitching in several colors - recommended for use on vinyl and leather only.



WHITE STITCHING



RED STITCHING



SKY BLUE STITCHING



MID BACK 4-STAR SWIVEL BASE
SHOWN IN POLISHED CHROME

DIMENSIONS	4-Star Base Mid Back
Inside Width:	21.5"
Seat Height:	17"
Arm Height:	25"
Overall Depth:	26"
Overall Width:	27.5"
Overall Height:	34"
Qty./Wt. per carton:	1 ea./50 lbs.

MODEL / DESCRIPTION / LIST PRICING



1990-N Mid Back - 4-Star Swivel Base (Black Textured)

COM Yardage: 2.5 yards

COM	GR1	GR2	GR3	GR4	GR5	GR6	GR7	GR8	GR9	GR10	LEA
\$2540	\$2720	\$2826	\$2940	\$3059	\$3180	\$3308	\$3441	\$3579	\$3722	\$3869	\$4575

1990 Mid Back - 4-Star Swivel Base (Polished Chrome)

COM Yardage: 2.5 yards

COM	GR1	GR2	GR3	GR4	GR5	GR6	GR7	GR8	GR9	GR10	LEA
\$2619	\$2802	\$2915	\$3033	\$3153	\$3279	\$3411	\$3546	\$3691	\$3837	\$3990	\$4714

OPTIONS

Add upcharge to list price and code to model number

FR	CAL 133 (TB 133) Fire Retardant - per yard	\$118	/yd.
MB	Moisture Barrier (up to 60" overall width)	\$164	ea.

TFTV	Vella Tufting - Diamond Pattern	\$194	
VCS	Vella Contrast Stitching	\$103	

DIMENSIONS	Ottoman 20"x20"
Overall Depth:	20"
Overall Width:	20"
Overall Height:	16"
Qty./Wt. per carton:	1 ea./20 lbs.



X-BASE OTTOMAN SHOWN IN BLACK



X-BASE OTTOMAN SHOWN IN
POLISHED CHROME

NOTE: X-Base ottoman does not swivel

MODEL / DESCRIPTION / LIST PRICING



1999-X X-Base Ottoman (Black Textured Fixed Base)

COM Yardage: Total: 1.5 Yds. / Sides: .75 Yds. / Top: .75 Yds.

COM	GR1	GR2	GR3	GR4	GR5	GR6	GR7	GR8	GR9	GR10	LEA
\$1176	\$1258	\$1311	\$1362	\$1417	\$1474	\$1533	\$1594	\$1658	\$1722	\$1792	\$2119



1999-XC X-Base Ottoman (Polished Chrome Fixed Base)

COM Yardage: Total: 1.5 Yds. / Sides: .75 Yds. / Top: .75 Yds.

COM	GR1	GR2	GR3	GR4	GR5	GR6	GR7	GR8	GR9	GR10	LEA
\$1205	\$1288	\$1340	\$1393	\$1448	\$1506	\$1566	\$1629	\$1694	\$1763	\$1833	\$2166

OPTIONS

Add upcharge to list price and code to model number

FR	CAL 133 (TB 133) Fire Retardant - per yard	\$118	/yd.
MB	Moisture Barrier (up to 60" overall width)	\$164	ea.

VCS	Vella Contrast Stitching	\$103	
2FO	Two fabric option - Ottoman Only	\$131	

DIMENSIONS	Wood Legs Mid Back
Inside Width:	21"
Seat Height:	17"
Arm Height:	25.5"
Overall Depth:	26"
Overall Width:	27.5"
Overall Height:	34.5"
Qty./Wt. per carton:	1 ea./50 lbs.



MID BACK
WOOD LEGS

MODEL / DESCRIPTION / LIST PRICING



1994 Wood Legs / Fixed Seat - Mid Back

COM Yardage: 2.5 yards

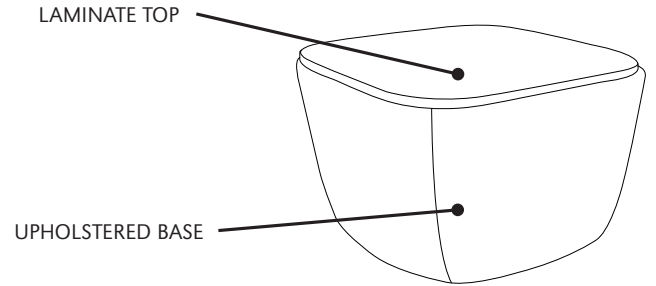
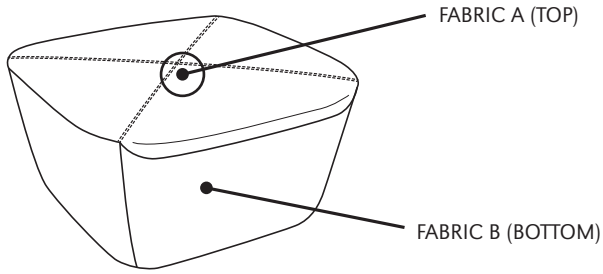
COM	GR1	GR2	GR3	GR4	GR5	GR6	GR7	GR8	GR9	GR10	LEA
\$2897	\$3101	\$3225	\$3354	\$3488	\$3627	\$3774	\$3923	\$4080	\$4243	\$4414	\$5216

OPTIONS

Add upcharge to list price and code to model number

FR	CAL 133 (TB 133) Fire Retardant - per yard	\$118	/yd.
MB	Moisture Barrier (up to 60" overall width)	\$164	ea.
TFTV	Vella Tufting - Diamond Pattern	\$194	

VCS	Vella Contrast Stitching	\$103	
VBL	Black Under Metal Frame (Wood Legs)	\$49	



20 X 17 FULLY UPHOLSTERED OTTOMAN
WITH TWO FABRIC OPTION



30 X 30 UPHOLSTERED OCCASIONAL TABLE



DIMENSIONS	Ottoman 20"x17"	Ottoman 30" Sq.	Ottoman 42" Sq.	Ottoman 24"x42"
Overall Depth:	17"	30"	42"	24"
Overall Width:	20"	30"	42"	42"
Overall Height:	16"	16"	16"	16"
Qty./Wt. per carton:	1 ea./20 lbs.	1 ea./31 lbs.	1 ea./60 lbs.	1 ea./36 lbs.

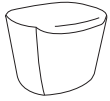


UPHOLSTERED OTTOMAN



STITCHING DETAIL

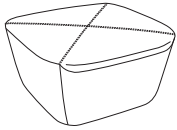
MODEL / DESCRIPTION / LIST PRICING



1999 Ottoman 20"x17"

COM Yardage: Total: 2 Yds. / Sides: 1.25 Yds. / Top: .75 Yds.

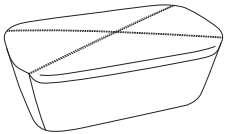
COM	GR1	GR2	GR3	GR4	GR5	GR6	GR7	GR8	GR9	GR10	LEA
\$1283	\$1363	\$1410	\$1462	\$1514	\$1570	\$1627	\$1687	\$1749	\$1814	\$1881	\$2198



1999-30 Ottoman 30" x 30"

COM Yardage: Total: 3.75 Yds. / Sides: 2.5 Yds. / Top: 1.25 Yds.

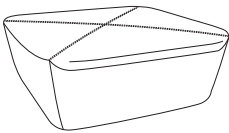
COM	GR1	GR2	GR3	GR4	GR5	GR6	GR7	GR8	GR9	GR10	LEA
\$1450	\$1550	\$1614	\$1678	\$1745	\$1814	\$1887	\$1962	\$2042	\$2123	\$2208	\$2609



1999-R Ottoman 24"x42"

COM Yardage: Total: 4.5 Yds. / Sides: 3.0 Yds. / Top: 1.5 Yds.

COM	GR1	GR2	GR3	GR4	GR5	GR6	GR7	GR8	GR9	GR10	LEA
\$1773	\$1896	\$1973	\$2051	\$2133	\$2219	\$2306	\$2400	\$2495	\$2596	\$2700	\$3189



1999-42 Ottoman 42" x 42"

COM Yardage: Total: 5 Yds. / Sides: 3.5 Yds. / Top: 1.5 Yds.

COM	GR1	GR2	GR3	GR4	GR5	GR6	GR7	GR8	GR9	GR10	LEA
\$2550	\$2688	\$2774	\$2861	\$2953	\$3048	\$3146	\$3250	\$3356	\$3469	\$3582	\$4130

OPTIONS

Add upcharge to list price and code to model number

FR	CAL 133 (TB 133) Fire Retardant - per yard	\$118	/yd.
MB	Moisture Barrier (up to 60" overall width)	\$164	ea.

VCS	Vella Contrast Stitching	\$194	
2FO	Two fabric option - Ottoman Only	\$106	

DIMENSIONS	Ottoman 20"x17"	Ottoman 30" Sq.	Ottoman 42" Sq.	Ottoman 24"x42"
Overall Depth:	17"	30"	42"	24"
Overall Width:	20"	30"	42"	42"
Overall Height:	17"	17"	17"	17"
Qty./Wt. per carton:	1 ea./50 lbs.	1 ea./50 lbs.	1 ea./50 lbs.	1 ea./50 lbs.

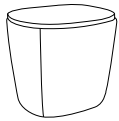
Laminate Top Note:

- Tops are 3/4" laminate
- Std with 6F multi-exposed core



UPHOLSTERED OCCASIONAL TABLES

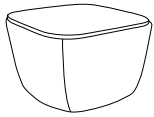
MODEL / DESCRIPTION / LIST PRICING



1998 Occasional Table 20"x17"

COM Yardage: 1.5 yards

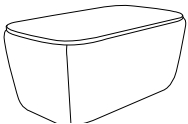
COM	GR1	GR2	GR3	GR4	GR5	GR6	GR7	GR8	GR9	GR10	LEA
\$1802	\$1905	\$1967	\$2032	\$2100	\$2170	\$2243	\$2317	\$2396	\$2478	\$2561	\$2965



1998-30 Occasional Table 30" x 30"

COM Yardage: 2.5 yards

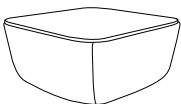
COM	GR1	GR2	GR3	GR4	GR5	GR6	GR7	GR8	GR9	GR10	LEA
\$2138	\$2262	\$2339	\$2417	\$2501	\$2587	\$2674	\$2765	\$2862	\$2963	\$3065	\$3558



1998-R Occasional Table 24"x42"

COM Yardage: 3 yards

COM	GR1	GR2	GR3	GR4	GR5	GR6	GR7	GR8	GR9	GR10	LEA
\$2555	\$2706	\$2798	\$2893	\$2992	\$3096	\$3205	\$3317	\$3431	\$3554	\$3679	\$4274



1998-42 Occasional Table 42" x 42"

COM Yardage: 3.5 yards

COM	GR1	GR2	GR3	GR4	GR5	GR6	GR7	GR8	GR9	GR10	LEA
\$3356	\$3520	\$3621	\$3726	\$3834	\$3947	\$4065	\$4187	\$4314	\$4447	\$4586	\$5236

OPTIONS

Add upcharge to list price and code to model number

FR	CAL 133 (TB 133) Fire Retardant - per yard	\$118	/yd.
MB	Moisture Barrier (up to 60" overall width)	\$164	ea.

VCS	Vella Contrast Stitching	\$103	
-----	--------------------------	-------	--



VENTURA TABLE OF CONTENTS

Ventura Specifications and Options	2
Ventura Guest Seat Pricing	4
Ventura Multiple Seat Pricing	6

VENTURA

Ventura offers stylish upholstered guest seating and is an environmentally preferred product.



WELDED STEEL CONSTRUCTION
Features a fully welded steel substructure for the ultimate in seating strength



SLIM PROFILE BACK
Slim profile back fits in tighter areas, ideal for waiting rooms

WALL SAVER DESIGN
Wall saver design helps protect walls & upholstery

VENTURA METAL

VENTURA WOOD

ORDERING INFORMATION

To Order Please Specify:

- 1) Series Name
- 2) Model Number
- 3) Quantity
- 4) Arm Cap Selection / Finish
- 5) Polyurethane Arm Cap
Black or Charcoal
- 6) Fabric Grade & Number
- 7) Optional Items
- 8) Wood Stain Finish Color
- 9) Frame Color / Finish

MULTIPLE SEATING

WOOD CHAIRS	WEIGHT LIMIT
Per Seat	350 lbs.
Bariatric	500 lbs.

METAL CHAIRS	WEIGHT LIMIT
Per Seat	500 lbs.
Bariatric	750 lbs.

LOUNGE

SOFT SEATING	WEIGHT LIMIT
1 Seat	500 lbs.
2 Seat	1000 lbs.
3 Seat	1500 lbs.

GENERAL SPECIFICATIONS

Upholstery

High resiliency foam is being used. ERG uses only water based glues and adhesives in our upholstery process. Seat is covered in choice of fabric, vinyl, crypton, leather or COM. Adjustable glides installed.

Frame

Frame Construction:

Metal - 1"x2" rectangular steel tubing, fabricated and all welded with built-in wall saver design.

Wood - All hardwood with built-in wall saver design. Tongue & groove hardwood construction.

Back: Webbing installed and high-resiliency foam bonded to wood frame. Concealed back attachment to frame.

Seat: No-sag spring installed. Helicoil springs attached to spring and high resiliency foam is bonded to metal frame.

Underseat:

Metal - Steel welded frame, welded to legs and metal apron.

Wood - Steel welded frame with machine screws attached to wood frame.

STANDARD BASE FINISHES

Metal Base: Standard Powder Coat

Wood Base: Standard Wood Stain

**Standard Polyurethane Arm Caps
(Wood Frame Only)**



BLACK POLY ARM CAP – **VWAC2**



CHARCOAL POLY ARM CAP – **VWAC3**

OPTIONS

METAL FRAME (VM)

- CODE: FR - CAL 133 (TB 133) Fire Retardant
- CODE: MB - Moisture Barrier (up to 60" overall width)
- CODE: 2FO/C - Two Fabric Option (per seat)
- CODE: FM - Floor Mount
- CODE: VMAC2 - Arm Caps, Black Polyurethane
- CODE: VMAC3 - Arm Caps, Charcoal Polyurethane
- CODE: VMAC4 - Arm Caps, White Solid Surface (Glacier White by Corian)
- CODE: VMAC5 - Arm Caps, Brown Solid Surface (Canyon by Corian)
- CODE: VMAC7 - Arm Caps, Beige Solid Surface (Bone by Corian)
- CODE: VMAC8 - Arm Caps, Gray Solid Surface (Silver Grey by Corian)
- CODE: VMAC6 - Arm Caps, Solid Wood

WOOD FRAME (VW)

- CODE: FR - CAL 133 (TB 133) Fire Retardant
- CODE: MB - Moisture Barrier (up to 60" overall width)
- CODE: MB60 - Moisture Barrier (over 60" overall width)
- CODE: 2FO/C - Two Fabric Option (per seat)
- CODE: FM - Floor Mount
- CODE: VWAC6 - Arm Cap, Wood
- CODE: AG - Adjustable Glides

METAL FRAME



BLACK POLYURETHANE
ARM CAP – **VMAC2**



CHARCOAL POLYURETHANE
ARM CAP – **VMAC3**



WHITE SOLID SURFACE
ARM CAP – **VMAC4**



BROWN SOLID SURFACE
ARM CAP – **VMAC5**



BEIGE SOLID SURFACE
ARM CAP – **VMAC7**



GRAY SOLID SURFACE
ARM CAP – **VMAC8**



WOOD ARM CAP
VMAC6

WOOD FRAME



WOOD ARM CAP
VWAC6

DIMENSIONS	Arm Chair	Bariatric Chair
Seat Width:	21"	30"
Seat Depth:	19"	19"
Seat Height:	18"	18"
Back Height:	35"	35"
Arm Height:	24.5"	24.5"
Overall Width:	25"	35"
Overall Depth:	27"	27"
Qty./Wt. per carton:	1 ea./55 lbs.	1 ea./85 lbs.



METAL BARIATRIC
ARM CHAIR

MODEL / DESCRIPTION / LIST PRICING



3103 Metal - Arm Chair

COM Yardage: 2.25 Yds. Seat 1 Yd / Back 1.25 Yds.

COM	GR1	GR2	GR3	GR4	GR5	GR6	GR7	GR8	GR9	GR10	LEA
\$1675	\$1792	\$1863	\$1938	\$2016	\$2096	\$2180	\$2267	\$2358	\$2453	\$2548	\$3015



3104 Metal - Bariatric Arm Chair

COM Yardage: 3 Yds. Seat 1.5 Yd. / Back 1.5 Yds.

COM	GR1	GR2	GR3	GR4	GR5	GR6	GR7	GR8	GR9	GR10	LEA
\$2031	\$2173	\$2259	\$2349	\$2443	\$2541	\$2644	\$2749	\$2858	\$2973	\$3093	\$3652

OPTIONS

Add upcharge to list price and code to model number

FR	CAL 133 (TB 133) Fire Retardant per yard	\$118	/yd.
MB	Moisture Barrier (up to 60" overall width)	\$164	ea.
2FO/C	2 Fabric Option	\$67	per seat
VMAC2	Polyurethane Arm Caps - Black	\$78	ea.
VMAC3	Polyurethane Arm Caps - Charcoal	\$78	ea.
VMAC4	Solid Surface Arm Caps - White	\$141	ea.

VMAC5	Solid Surface Arm Caps - Brown	\$141	ea.
VMAC7	Solid Surface Arm Caps - Beige	\$141	ea.
VMAC8	Solid Surface Arm Caps - Gray	\$141	ea.
VMAC6	Solid Wood Arm Caps	\$105	ea.
FM	Floor Mount	\$128	

DIMENSIONS	Arm Chair	Patient Back Chair
Seat Width:	21"	21"
Seat Depth:	19"	19"
Seat Height:	17.5"	17.5"
Back Height:	35"	45"
Arm Height:	25"	25"
Overall Width:	26"	26"
Overall Depth:	25"	25"
Qty./Wt. per carton:	1 ea./36 lbs.	1 ea./53 lbs.



WOOD BARIATRIC ARM CHAIR
WITH OPTIONAL ARM CAPS

MODEL / DESCRIPTION / LIST PRICING



3021 Wood Arm Chair

COM Yardage: 2.25 Yds. Seat 1 Yd. / Back 1.25 Yds.

COM	GR1	GR2	GR3	GR4	GR5	GR6	GR7	GR8	GR9	GR10	LEA
\$1276	\$1366	\$1420	\$1477	\$1537	\$1597	\$1661	\$1728	\$1797	\$1868	\$1944	\$2297



3021BAR Wood Bariatric

COM Yardage: 3 Yds. Seat 1.5 Yds. / Back 1.5 Yds.

COM	GR1	GR2	GR3	GR4	GR5	GR6	GR7	GR8	GR9	GR10	LEA
\$1841	\$1971	\$2049	\$2129	\$2216	\$2303	\$2398	\$2492	\$2591	\$2696	\$2802	\$3314

OPTIONS

Add upcharge to list price and code to model number

AG	Adjustable Glide	\$25	/pair
FR	CAL 133 (TB 133) Fire Retardant per yard	\$118	/yd.
MB	Moisture Barrier (up to 60" overall width)	\$164	ea.
2FO/C	2 Fabric Option	\$67	per seat

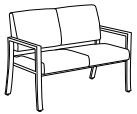
VWAC2	Polyurethane Arm Caps - Black	-	
VWAC3	Polyurethane Arm Caps - Charcoal	-	
VWAC6	Solid Wood Arm Caps	\$105	ea.

DIMENSIONS	Two Seat Lounge	Two Seat Center Arm	Three Seat Lounge	Three Seat Center Arms
Seat Width:	42"	21" ea.	63"	21" ea.
Seat Depth:	19"	19"	19"	19"
Seat Height:	18"	18"	18"	18"
Back Height:	35"	35"	35"	35"
Overall Width:	46"	48"	67"	71"
Overall Depth:	27"	27"	27"	27"
Qty./Wt. per carton:	1 ea./100 lbs.	1 ea./110 lbs.	1 ea./150 lbs.	1 ea./150 lbs.



METAL TWO-SEAT LOUNGE WITH DIVIDING ARMS

MODEL / DESCRIPTION / LIST PRICING

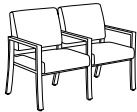


3106 Metal - 2-Seat Lounge

COM Yardage: 4 Yds. Seat 2 Yd. / Back 2 Yds.

COM	GR1	GR2	GR3	GR4	GR5	GR6	GR7	GR8	GR9	GR10	LEA
\$2965	\$3172	\$3300	\$3433	\$3570	\$3711	\$3861	\$4014	\$4175	\$4341	\$4515	\$5338

COM Yardage (Optional two fabrics): Backs: 1.5 Yds / Seats: 1.5 Yds



3108 Metal - 2-Seat Lounge w/Dividing Arms

COM Yardage: 4 Yds. Seat 2 Yd. / Back 2 Yds.

COM	GR1	GR2	GR3	GR4	GR5	GR6	GR7	GR8	GR9	GR10	LEA
\$3096	\$3314	\$3445	\$3584	\$3727	\$3876	\$4031	\$4192	\$4360	\$4535	\$4714	\$5574

COM Yardage (Optional two fabrics): Backs: 2 Yds / Seats: 1.5 Yds

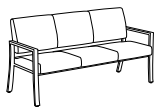


3110 Metal - 3-Seat Lounge w/Dividing Arms

COM Yardage: 5 Yds. Seat 2.5 Yd. / Back 2.5 Yds.

COM	GR1	GR2	GR3	GR4	GR5	GR6	GR7	GR8	GR9	GR10	LEA
\$4686	\$5016	\$5217	\$5426	\$5642	\$5868	\$6103	\$6347	\$6601	\$6865	\$7139	\$8438

COM Yardage (Optional two fabrics): Backs: 2.75 Yds / Seats: 2.5 Yds



3111 Metal - 3-Seat Lounge

COM Yardage: 5 Yds. Seat 2.5 Yd. / Back 2.5 Yds.

COM	GR1	GR2	GR3	GR4	GR5	GR6	GR7	GR8	GR9	GR10	LEA
\$4469	\$4781	\$4972	\$5172	\$5377	\$5592	\$5816	\$6049	\$6292	\$6543	\$6804	\$8042

COM Yardage (Optional two fabrics): Backs: 2.75 Yds / Seats: 2.5 Yds

OPTIONS

Add upcharge to list price and code to model number

FR	CAL 133 (TB 133) Fire Retardant per yard	\$118	/yd.
MB	Moisture Barrier (up to 60" overall width)	\$164	ea.
MB60	Moisture Barrier (over 60" overall width)	\$262	ea.
VMAC2	Polyurethane Arm Caps - Black	\$78	ea.
VMAC3	Polyurethane Arm Caps - Charcoal	\$78	ea.
VMAC4	Solid Surface Arm Caps - White	\$141	ea.

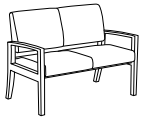
VMAC5	Solid Surface Arm Caps - Brown	\$141	ea.
VMAC7	Solid Surface Arm Caps - Beige	\$141	ea.
VMAC8	Solid Surface Arm Caps - Gray	\$141	ea.
VMAC6	Solid Wood Arm Caps	\$105	ea.
FM	Floor Mount	\$128	per unit
2FO/C	2 Fabric Option	\$67	per seat

DIMENSIONS	Two Seat Lounge	Two Seat Center Arm	Three Seat Lounge
Seat Width:	21"	21"	21"
Seat Depth:	19"	19"	19"
Seat Height:	17.5"	17.5"	17.5"
Back Height:	35"	35"	35"
Arm Height:	25.5"	25.5"	25.5"
Overall Width:	46"	48"	70.5"
Overall Depth:	28"	28"	28"
Qty./Wt. per carton:	1 ea./60 lbs.	1 ea./62 lbs.	1 ea./93 lbs.



WOOD THREE-SEAT LOUNGE WITH DIVIDING ARMS SHOWN WITH OPTIONAL ARM CAPS

MODEL / DESCRIPTION / LIST PRICING

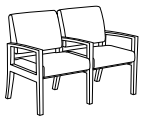


3022 Wood Two-Seat Lounge

COM Yardage: 4 Yds. Seat 2 Yds. / Back 2 Yds.

COM	GR1	GR2	GR3	GR4	GR5	GR6	GR7	GR8	GR9	GR10	LEA
\$2338	\$2501	\$2601	\$2705	\$2814	\$2926	\$3042	\$3165	\$3291	\$3424	\$3561	\$4206

COM Yardage (Optional two fabrics): Back: 2 Yds / Seat: 1.5 Yds

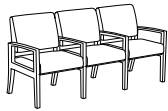


3023 Wood Two-Seat Lounge with Dividing Arm

COM Yardage: 4 Yds. Seat 2 Yd. / Back 2 Yds.

COM	GR1	GR2	GR3	GR4	GR5	GR6	GR7	GR8	GR9	GR10	LEA
\$2492	\$2666	\$2773	\$2885	\$3001	\$3121	\$3245	\$3375	\$3510	\$3648	\$3796	\$4486

COM Yardage (Optional two fabrics): Back: 2 Yds / Seat: 1.5 Yds

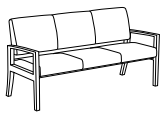


3025 Wood Three-Seat Lounge with Dividing Arms

COM Yardage: 5 Yds. Seat 2.5 Yds. / Back 2.5 Yds.

COM	GR1	GR2	GR3	GR4	GR5	GR6	GR7	GR8	GR9	GR10	LEA
\$3660	\$3917	\$4074	\$4238	\$4406	\$4583	\$4766	\$4955	\$5154	\$5361	\$5575	\$6589

COM Yardage (Optional two fabrics): Back: 2.75 Yds / Seat: 2.5 Yds



3026 Wood Three-Seat Lounge

COM Yardage: 5 Yds. Seat 2.5 Yd. / Back 2.5 Yds.

COM	GR1	GR2	GR3	GR4	GR5	GR6	GR7	GR8	GR9	GR10	LEA
\$4249	\$4547	\$4728	\$4917	\$5113	\$5318	\$5531	\$5753	\$5983	\$6222	\$6472	\$7648

COM Yardage (Optional two fabrics): Back: 2.75 Yds / Seat: 2.5 Yds

OPTIONS

Add upcharge to list price and code to model number

AG	Adjustable Glide	\$25	/pair
FR	CAL 133 (TB 133) Fire Retardant per yard	\$118	/yd.
MB	Moisture Barrier (up to 60" overall width)	\$164	ea.
MB60	Moisture Barrier (over 60" overall width)	\$262	ea.

2FO/C	2 Fabric Option	\$67	per seat
VWAC2	Polyurethane Arm Caps - Black	-	
VWAC3	Polyurethane Arm Caps - Charcoal	-	
VWAC6	Wood Arm Caps	\$105	ea.

VERONA

The Verona Banquette is designed with a substantial laminate or veneer surround on the base with a plinth and makes the perfect choice for your perimeter seating or dining needs. Seats and backs can be upholstered with matching fabrics, or choose an optional two tone or vinyl and fabric combination to match any color scheme.



BACK TO BACK VERONA

ORDERING INFORMATION

- 1) Series Name
- 2) Model Number
- 3) Quantity
- 4) Fabric Grade and Number
- 5) Contrasting Fabrics
- 6) Laminate Selection
- 7) Veneer Species & Stain
- 8) Optional Items

SOFT SEATING	WEIGHT LIMIT
1 Seat	500 lbs.
2 Seat	1000 lbs.
3 Seat	1500 lbs.



STANDARD BANQUETTE COMES WITH A FLUSH PLINTH BASE ON SIDES FOR GANGING, AND RECESSED FRONT.

GENERAL SPECIFICATIONS

Upholstery / Foam

Seat and back are covered in choice of fabric, vinyl, crypton, leather or COM. ERG uses only water based glues and adhesives in our upholstery process. All foam is fully bonded to frame. Seat cushions are 3" graded high resiliency (H.R.) block foam with back 2" (H.R.) foam, covered entirely with special bonded polyester fiber to protect final upholstery. Contrasting fabrics are available, see options for pricing.

Frame Construction

The Verona frame is made of multi-ply hardwood and finished with your choice of laminates or optional wood veneer. Cushions are supported by no-sag springs. The Verona back cushion is removable and the seat frame is constructed of multi-ply hardwood and is removable.

Base Details

Plinth Base: The standard recessed front base is available in a choice of laminate or unfinished so that you can add your own cove base or carpet. Note: when plinth base is ganged, there will be a 1/2" gap between plinth bases.

Anchoring

Verona dining benches are easy to anchor to the floor. Hardware for securing the unit to the floor is not included

Note:

Please allow extra fabric for repeat design.



STANDARD GANGED PLINTH BASE, WITH 1/2" GAP BETWEEN BASES

OPTIONS


- CODE: FR - CAL 133 (TB 133) Fire Retardant
- CODE: MB -Moisture Barrier (up to 60" overall width)
- CODE: MB60 -Moisture Barrier (over 60" overall width)
- CODE: MBB -Moisture Barrier (up to 60" overall width Back-to-Back)
- CODE: MBB60 -Moisture Barrier (over 60" overall width Back-to-Back)
- CODE: 2FO - Two Fabric Option
- CODE: USS - Under Seat Fully Lined Storage – not available on 72" width
- CODE: MTL - Metal Legs: - select color from standard finishes
- CODE: CO - Clean Out (overall width up to 60")
- CODE: CO1 - Clean Out (overall width over 60")
- CODE: COB - Clean Out Back-to-Back (overall width up to 60")
- CODE: CO1B - Clean Out Back-to-Back (overall width over 60")
- CODE: RB1 - Recessed Plinth Base (1 Side only)
- CODE: RB2 - Recessed Plinth Base (2 Sides)
- CODE: GBP - Ganging Bracket for Plinth Base
- CODE: UBL48 - Unfinished Back - Laminate 48" Unit
- CODE: UBV48 - Unfinished Back - Veneer 48" Unit
- CODE: UBL60 - Unfinished Back - Laminate 60" Unit
- CODE: UBV60 - Unfinished Back - Veneer 60" Unit
- CODE: UBL72 - Unfinished Back - Laminate 72" Unit
- CODE: UBV72 - Unfinished Back - Veneer 72" Unit



OPTIONAL RECESSED PLINTH BASE
AVAILABLE, ON ONE OR TWO SIDES.



METAL LEG OPTION




CLEAN OUT OPTION

DIMENSIONS	48" Wide Banquette	60" Wide Banquette	72" Wide Banquette
Seat Depth:	20"	20"	20"
Seat Height:	18"	18"	18"
Overall Width:	48"	60"	72"
Overall Depth:	27"	27"	27"
Overall Height:	36"	36"	36"
Qty./Wt.:	1 ea. 110 lbs	1 ea. 165 lbs	1 ea. 210 lbs



48" WIDE VERONA

MODEL / DESCRIPTION / LIST PRICING



650 48" Wide Banquette - Laminate Frame COM Yardage: Total: 4 Yds. / Back: 2 Yds. / Seat: 2 Yds.

COM	GR1	GR2	GR3	GR4	GR5	GR6	GR7	GR8	GR9	GR10	LEA
\$4638	\$4964	\$5163	\$5370	\$5584	\$5807	\$6038	\$6282	\$6533	\$6795	\$7065	\$8350

651 48" Wide Banquette - Wood Veneer Frame COM Yardage: Total: 4 Yds. / Back: 2 Yds. / Seat: 2 Yds.

COM	GR1	GR2	GR3	GR4	GR5	GR6	GR7	GR8	GR9	GR10	LEA
\$6493	\$6947	\$7227	\$7518	\$7817	\$8130	\$8454	\$8794	\$9144	\$9511	\$9890	\$11690

652 60" Wide Banquette - Laminate Frame COM Yardage: Total: 5 Yds. / Back: 2.5 Yds. / Seat: 2.5 Yds.

COM	GR1	GR2	GR3	GR4	GR5	GR6	GR7	GR8	GR9	GR10	LEA
\$6850	\$7329	\$7622	\$7927	\$8244	\$8572	\$8917	\$9274	\$9643	\$10030	\$10431	\$12329

653 60" Wide Banquette - Wood Veneer Frame COM Yardage: Total: 5 Yds. / Back: 2.5 Yds. / Seat: 2.5 Yds.

COM	GR1	GR2	GR3	GR4	GR5	GR6	GR7	GR8	GR9	GR10	LEA
\$9589	\$10260	\$10673	\$11101	\$11541	\$12005	\$12484	\$12985	\$13505	\$14043	\$14602	\$17261

654 72" Wide Banquette - Laminate Frame COM Yardage: Total: 6 Yds. / Back: 3 Yds. / Seat: 3 Yds.

COM	GR1	GR2	GR3	GR4	GR5	GR6	GR7	GR8	GR9	GR10	LEA
\$9278	\$9932	\$10328	\$10741	\$11170	\$11618	\$12080	\$12563	\$13065	\$13589	\$14133	\$16705

655 72" Wide Banquette - Wood Veneer Frame COM Yardage: Total: 6 Yds. / Back: 3 Yds. / Seat: 3 Yds.

COM	GR1	GR2	GR3	GR4	GR5	GR6	GR7	GR8	GR9	GR10	LEA
\$12988	\$13898	\$14454	\$15029	\$15632	\$16256	\$16908	\$17585	\$18288	\$19020	\$19782	\$23377

OPTIONS

Add upcharge to list price and code to model number

FR	CAL 133 (TB 133) Fire Retardant per yard	\$118	/yd.
MB	Moisture Barrier (up to 60" overall width)	\$164	ea.
MB60	Moisture Barrier (over 60" overall width)	\$262	ea.
2FO	Two Fabric Option	\$131	
USS	Under Seat Fully Lined Storage - not available on 72" w	\$589	
MTL	Metal Legs - per unit		subtract \$50
CO	Clean Out (overall width up to 60")	\$327	
CO1	Clean Out (overall width over 60")	\$503	
RB1	Recessed Base, 1 side	\$145	

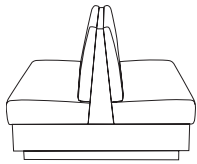
RB2	Recessed Base, 2 sides	\$287	
GBP	Ganging Bracket for Plinth Base	\$260	per pair
UBL48	Unfinished Back - Laminate Unit (48" width)		subtract \$200
UBV48	Unfinished Back - Veneer Unit (48" width)		subtract \$400
UBL60	Unfinished Back - Laminate Unit (60" width)		subtract \$225
UBV60	Unfinished Back - Veneer Unit (60" width)		subtract \$450
UBL72	Unfinished Back - Laminate Unit (72" width)		subtract \$250
UBV72	Unfinished Back - Veneer Unit (72" width)		subtract \$500

DIMENSIONS	48" Wide Banquette	60" Wide Banquette	72" Wide Banquette
Seat Depth:	20"	20"	20"
Seat Height:	18"	18"	18"
Overall Width:	48"	60"	72"
Overall Depth:	52"	52"	52"
Overall Height:	36"	36"	36"
Qty./Wt.:	1 ea./150 lbs.	1 ea./200 lbs.	1 ea./245 lbs.



BACK TO BACK VERONA

MODEL / DESCRIPTION / LIST PRICING



650-B2B 48" Wide Back to Back - Laminate Frame COM Yardage: Total: 8 Yds. / Back: 4 Yds. / Seat: 4 Yds.

COM	GR1	GR2	GR3	GR4	GR5	GR6	GR7	GR8	GR9	GR10	LEA
\$8817	\$9434	\$9810	\$10204	\$10610	\$11036	\$11476	\$11936	\$12414	\$12909	\$13427	\$15870

651-B2B 48" Wide Back to Back - Wood Veneer Frame COM Yardage: Total: 8 Yds. / Back: 4 Yds. / Seat: 4 Yds.

COM	GR1	GR2	GR3	GR4	GR5	GR6	GR7	GR8	GR9	GR10	LEA
\$12337	\$13202	\$13732	\$14281	\$14850	\$15445	\$16064	\$16707	\$17371	\$18068	\$18790	\$22209

652-B2B 60" Wide Back to Back - Laminate Frame COM Yardage: Total: 10 Yds. / Back: 5 Yds. / Seat: 5 Yds.

COM	GR1	GR2	GR3	GR4	GR5	GR6	GR7	GR8	GR9	GR10	LEA
\$13012	\$13924	\$14481	\$15060	\$15662	\$16291	\$16940	\$17620	\$18321	\$19057	\$19818	\$23424

653-B2B 60" Wide Back to Back - Wood Veneer Frame COM Yardage: Total: 10 Yds. / Back: 5 Yds. / Seat: 5 Yds.

COM	GR1	GR2	GR3	GR4	GR5	GR6	GR7	GR8	GR9	GR10	LEA
\$18214	\$19489	\$20268	\$21079	\$21921	\$22799	\$23711	\$24660	\$25646	\$26674	\$27739	\$32784

654-B2B 72" Wide Back to Back - Laminate Frame COM Yardage: Total: 12 Yds. / Back: 6 Yds. / Seat: 6 Yds.

COM	GR1	GR2	GR3	GR4	GR5	GR6	GR7	GR8	GR9	GR10	LEA
\$17630	\$18864	\$19619	\$20404	\$21220	\$22070	\$22951	\$23870	\$24823	\$25818	\$26851	\$31735

655-B2B 72" Wide Back to Back - Wood Veneer Frame COM Yardage: Total: 12 Yds. / Back: 6 Yds. / Seat: 6 Yds.

COM	GR1	GR2	GR3	GR4	GR5	GR6	GR7	GR8	GR9	GR10	LEA
\$24677	\$26404	\$27460	\$28560	\$29701	\$30890	\$32125	\$33410	\$34746	\$36135	\$37583	\$44418

OPTIONS

Add upcharge to list price and code to model number

FR	CAL 133 (TB 133) Fire Retardant per yard	\$118	/yd.
MBB	Moisture Barrier - up to 60" width (Back-to-Back)	\$327	ea.
MBB60	Moisture Barrier - over 60" width (Back-to-Back)	\$522	ea.
2FO	Two Fabric Option	\$131	
USS	Under Seat Fully Lined Storage - not available on 72" w	\$589	
MTL	Metal Legs - per unit	subtract \$50	

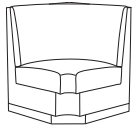
COB	Clean Out Back-to-Back (overall width up to 60")	\$654	
CO1B	Clean Out Back-to-Back (overall width over 60")	\$1,007	
RB1	Recessed Base, 1 side	\$145	
RB2	Recessed Base, 2 sides	\$287	
GBP	Ganging Bracket for Plinth Base	\$260	per pair

DIMENSIONS	90° Corner Banquettes
Seat Depth:	18.5"
Seat Width:	18.5"
Seat Height:	18"
Overall Width:	30"
Overall Depth:	30"
Overall Height:	36"
Qty./Wt.:	1 ea./150 lbs.



VERONA CORNER UNIT

MODEL / DESCRIPTION / LIST PRICING




660 Verona 90° Corner Unit - Laminate Frame COM Yardage: Total: 6.5 Yds. / Back: 4.5 Yds. / Seat: 2 Yds.

COM	GR1	GR2	GR3	GR4	GR5	GR6	GR7	GR8	GR9	GR10	LEA
\$4199	\$4492	\$4673	\$4860	\$5053	\$5257	\$5465	\$5686	\$5912	\$6149	\$6397	\$7559

661 Verona 90° Corner Unit - Wood Veneer Frame COM Yardage: Total: 6.5 Yds. / Back: 4.5 Yds. / Seat: 2 Yds.

COM	GR1	GR2	GR3	GR4	GR5	GR6	GR7	GR8	GR9	GR10	LEA
\$6299	\$6740	\$7007	\$7286	\$7579	\$7883	\$8200	\$8527	\$8869	\$9224	\$9593	\$11337



VERONA "U-SHAPE" CONFIGURATION SHOWN WITH
RECESSED PLINTH BASE ON ONE END

OPTIONS

Add upcharge to list price and code to model number

FR	CAL 133 (TB 133) Fire Retardant per yard	\$118	/yd.
MB	Moisture Barrier (up to 60" overall width)	\$164	ea.
2FO	Two Fabric Option	\$131	
MTL	Metal Legs - per unit	subtract \$50	
CO	Clean Out (overall width up to 60")	\$327	

RB1	Recessed Base, 1 side	\$145	
RB2	Recessed Base, 2 sides	\$287	
GBP	Ganging Bracket for Plinth Base	\$260	per pair

VESPER

Vesper cafe series chairs and stools offer a modern looking molded fiberglass polypropylene shell with a gentle flex back. The shells are offered demi and full back in seven stylish colors. Vesper features fully welded steel frames for 4-leg chairs and bar stools.



ORDERING INFORMATION

To Order Please Specify:

- 1) Series Name
- 2) Model Number
- 3) Quantity
- 4) Optional Powder Coat Color
- 5) Fabric Grade and Number
- 6) Optional Items

CHAIRS	WEIGHT LIMIT
Metal Legs	350 lbs.

STANDARD BASE FINISHES

- 4-Leg:** Polished Chrome Finish
- Sled Base:** Polished Chrome Finish
- Bar Stool:** Polished Chrome Finish
- 5-Star Swivel on Casters:** Cast Polished Aluminum

OPTIONAL BASE FINISHES

- 4-Leg:** Standard Powder Coat
- Sled Base:** Standard Powder Coat
- Bar Stool:** Standard Powder Coat

POLY SHELL COLORS

Demi Back



Full Back



GENERAL SPECIFICATIONS

Shell

The Vesper shell is molded fiberglass polypropylene. One piece shell with slightly **tapered edges**. One slot on seat, measuring 1/2" x 1" long for cleanout.

Stacking

- 4-leg chairs stack 6 high
- Sled base chair and stool models stack 4 high
- On dolly, 4 leg chairs stack 8-10 high

NOTE: Full back bar stools do not stack

Base Details

- 4-Leg:** .75" diameter, 16 gauge steel tubing with hand brazed welds.
- Sled Base:** .5" round solid steel. Factory installed black plastic glides.
- Bar Stool:** In full back and demi back, fully upholstered or have only upholstered seat insert.
- 5-Star Swivel on Casters:** Swivel 360°, Cast Polished Aluminum base with 5 black casters installed. High chair kit consists of an 8" or 10" extended piston (adjustable up and down) with an adjustable chrome foot ring.

Chair Control:

- Regular Swivel Chair – 16-3/4" – 22"
- Swivel
- Tilt & Lock
- Pneumatic Height Adjustment
- Tension Adjustment

OPTIONS

- CODE: FR - CAL 133 (TB 133) Fire Retardant
- CODE: CH - Counter Height (24" seat height)
- CODE: MBC - Moisture Barrier Chair
- CODE: SH - Specialty Height (22" Lowest Seat Height)
- CODE: SF - Powder Coat Finish



4 LEG



SLED BASE



5 STAR SWIVEL



PLASTIC SEAT



UPHOLSTERED SEAT INSERT



FULLY UPHOLSTERED SEAT

DIMENSIONS	Café Chair
Inside Width:	16"
Seat Height:	18"
Overall Depth:	22"
Overall Width:	22"
Overall Height:	32.5"
Qty./Wt. per carton:	1 ea./10 lbs.



CAFÉ CHAIR

MODEL / DESCRIPTION / LIST PRICING



6170 Vesper Café Chair

Chair
\$419



6171 Vesper Café Chair - Upholstered Seat Insert

COM Yardage: .75 Yards

COM	GR1	GR2	GR3	GR4	GR5	GR6	GR7	GR8	GR9	GR10	LEA
\$544	\$583	\$606	\$631	\$654	\$683	\$709	\$737	\$767	\$799	\$828	\$979



6172 Vesper Café Chair - Fully Upholstered

COM Yardage: 1.5 Yards

COM	GR1	GR2	GR3	GR4	GR5	GR6	GR7	GR8	GR9	GR10	LEA
\$867	\$928	\$966	\$1002	\$1043	\$1086	\$1128	\$1173	\$1220	\$1270	\$1320	\$1559

OPTIONS

Add upcharge to list price and code to model number

FR	CAL 133 (TB 133) Fire Retardant per yard	\$118	/yd.
MBC	Moisture Barrier Chair	\$84	ea.

SF	Powder Coat Finish	\$63	
----	--------------------	------	--

DIMENSIONS	Bar Stool Demi Back
Inside Width:	16"
Seat Height:	31"
Footrest:	12.5"
Overall Depth:	19"
Overall Width:	18.5"
Overall Height:	37"
Qty./Wt. per carton:	1 ea./14 lbs.



BAR STOOL DEMI BACK

MODEL / DESCRIPTION / LIST PRICING



6177 Demi Back Bar Stool

Chair
\$662



6178 Demi Back Bar Stool - Upholstered Seat Insert

COM Yardage: .75 Yards

COM	GR1	GR2	GR3	GR4	GR5	GR6	GR7	GR8	GR9	GR10	LEA
\$789	\$845	\$879	\$912	\$949	\$989	\$1028	\$1067	\$1110	\$1154	\$1203	\$1420



6179 Demi Back Bar Stool - Fully Upholstered

COM Yardage: 1.75 Yards

COM	GR1	GR2	GR3	GR4	GR5	GR6	GR7	GR8	GR9	GR10	LEA
\$1094	\$1171	\$1217	\$1267	\$1315	\$1370	\$1423	\$1481	\$1539	\$1602	\$1666	\$1968

OPTIONS

Add upcharge to list price and code to model number

CH	Counter Height (24" seat height)	\$37	
SH	Specialty Height (22" Lowest Seat Height)	\$37	
FR	CAL 133 (TB 133) Fire Retardant per yard	\$118	/yd.

MBC	Moisture Barrier Chair	\$84	ea.
SF	Powder Coat Finish (Stool)	\$76	

DIMENSIONS	Bar Stool
Inside Width:	16"
Seat Height:	31"
Footrest:	12.5"
Overall Depth:	20"
Overall Width:	19.5"
Overall Height:	44.5"
Qty./Wt. per carton:	1 ea./12 lbs.



BAR STOOL FULL BACK

MODEL / DESCRIPTION / LIST PRICING



6181 Full Back Bar Stool

Chair	
\$686	



6182 Full Back Bar Stool - Upholstered Seat Insert

COM Yardage: .75 Yards

COM	GR1	GR2	GR3	GR4	GR5	GR6	GR7	GR8	GR9	GR10	LEA
\$832	\$887	\$924	\$963	\$1000	\$1041	\$1081	\$1123	\$1171	\$1216	\$1264	\$1495



6183 Full Back Bar Stool - Fully Upholstered

COM Yardage: 1.50 Yards

COM	GR1	GR2	GR3	GR4	GR5	GR6	GR7	GR8	GR9	GR10	LEA
\$1151	\$1233	\$1281	\$1333	\$1384	\$1442	\$1497	\$1559	\$1620	\$1685	\$1753	\$2072

OPTIONS

Add upcharge to list price and code to model number

CH	Counter Height (24" seat height)	\$37	
SH	Specialty Height (22" Lowest Seat Height)	\$37	
FR	CAL 133 (TB 133) Fire Retardant per yard	\$118	/yd.

MBC	Moisture Barrier Chair	\$84	ea.
SF	Powder Coat Finish (Stool)	\$76	

DIMENSIONS	Counter Stool Sled Base Demi Back
Inside Width:	16"
Seat Height:	27"
Footrest:	12.5"
Overall Depth:	19"
Overall Width:	18.5"
Overall Height:	33.5"
Qty./Wt. per carton:	1 ea./15 lbs.



SLED BASE COUNTER HEIGHT
BAR STOOL DEMI BACK
FULLY UPHOLSTERED

MODEL / DESCRIPTION / LIST PRICING



6188C Demi Back Sled Base Counter Height Stool

Chair
\$731



6189C Demi Back Sled Base Counter Height Stool - Upholstered Seat Insert

COM Yardage: .75 Yards

COM	GR1	GR2	GR3	GR4	GR5	GR6	GR7	GR8	GR9	GR10	LEA
\$863	\$924	\$963	\$999	\$1040	\$1078	\$1123	\$1170	\$1216	\$1261	\$1312	\$1553



6190C Demi Back Sled Base Counter Height Stool - Fully Upholstered

COM Yardage: 1.75 Yards

COM	GR1	GR2	GR3	GR4	GR5	GR6	GR7	GR8	GR9	GR10	LEA
\$1180	\$1260	\$1311	\$1366	\$1419	\$1475	\$1536	\$1596	\$1660	\$1726	\$1796	\$2122

OPTIONS

Add upcharge to list price and code to model number

FR	CAL 133 (TB 133) Fire Retardant per yard	\$118	/yd.
MBC	Moisture Barrier Chair	\$84	ea.


SF	Powder Coat Finish (Stool)	\$76	
----	----------------------------	------	--

DIMENSIONS	Bar Stool Sled Base Demi Back
Inside Width:	16"
Seat Height:	31"
Footrest:	12.5"
Overall Depth:	19"
Overall Width:	18.5"
Overall Height:	37"
Qty./Wt. per carton:	1 ea./14 lbs.



SLED BASE BAR STOOL DEMI
BACK WITH UPHOLSTERED
SEAT INSERT

MODEL / DESCRIPTION / LIST PRICING



6188 Demi Back Sled Base Bar Stool

Chair
\$683



6189 Demi Back Sled Base Bar Stool - Upholstered Seat Insert

COM Yardage: .75 Yards

COM	GR1	GR2	GR3	GR4	GR5	GR6	GR7	GR8	GR9	GR10	LEA
\$814	\$871	\$907	\$944	\$980	\$1020	\$1060	\$1104	\$1146	\$1191	\$1238	\$1467



6190 Demi Back Sled Base Bar Stool - Fully Upholstered

COM Yardage: 1.75 Yards

COM	GR1	GR2	GR3	GR4	GR5	GR6	GR7	GR8	GR9	GR10	LEA
\$1131	\$1210	\$1258	\$1309	\$1359	\$1417	\$1472	\$1531	\$1592	\$1655	\$1721	\$2034

OPTIONS

Add upcharge to list price and code to model number

FR	CAL 133 (TB 133) Fire Retardant per yard	\$118	/yd.
MBC	Moisture Barrier Chair	\$84	ea.

SF	Powder Coat Finish (Stool)	\$76	
----	----------------------------	------	--

DIMENSIONS	Swivel
Seat Width:	17.5"
Seat Depth:	18"
Seat Height:	15.5" - 20.5"
Arm Height	-
Back Height:	30" - 35"
Overall Width:	26.25"
Overall Depth:	26.25"
Qty./Wt. per carton:	1 ea./25 lbs.



SWIVEL CHAIR WITH
STANDARD POLISHED ALUMINUM BASE

MODEL / DESCRIPTION / LIST PRICING



6200	Swivel Chair	COM Yardage: 0.75 Yard
	Chair	
	\$675	



6201	Swivel Chair with upholstered seat insert	COM Yardage: 0.75 Yard									
COM	GR1	GR2	GR3	GR4	GR5	GR6	GR7	GR8	GR9	GR10	LEA
\$798	\$851	\$885	\$921	\$956	\$996	\$1037	\$1077	\$1121	\$1166	\$1211	\$1433



6202	Swivel Chair with fully upholstered shell	COM Yardage: 0.75 Yard									
COM	GR1	GR2	GR3	GR4	GR5	GR6	GR7	GR8	GR9	GR10	LEA
\$996	\$1064	\$1107	\$1153	\$1199	\$1248	\$1296	\$1348	\$1402	\$1458	\$1516	\$1792

OPTIONS

Add upcharge to list price and code to model number

FR	CAL 133 (TB 133) Fire Retardant per yard.	\$118	/yd.
MBC	Moisture Barrier Chair	\$84	ea.

GC	Black Glides for 5 star base	\$37	
----	------------------------------	------	--

DIMENSIONS	H8	H10
Seat Width:	17.5"	17.5"
Seat Depth:	18"	18"
Seat Height:	21.5 - 29"	26" - 36"
Arm Height	-	-
Back Height:	37" - 44.5"	41.5" - 51.5"
Overall Width:	26.25"	26.25"
Overall Depth:	26.25"	26.25"
Qty./Wt. per carton:	1 ea./28 lbs.	1 ea./28 lbs.



SWIVEL CHAIR
WITH HI-CHAIR KIT AND
STANDARD ALUMINUM BASE

MODEL / DESCRIPTION / LIST PRICING



6205-H8
6205-H10 Swivel Chair with High Kit

Chair
\$817



6206-H8
6206-H10 Swivel Chair with High Kit - Upholstered Seat Insert

COM Yardage: 0.75 Yard

COM	GR1	GR2	GR3	GR4	GR5	GR6	GR7	GR8	GR9	GR10	LEA
\$940	\$1006	\$1044	\$1087	\$1130	\$1175	\$1223	\$1271	\$1321	\$1375	\$1428	\$1688



6207-H8
6207-H10 Swivel Chair with High Kit - Fully Upholstered Seat

COM Yardage: 0.75 Yard

COM	GR1	GR2	GR3	GR4	GR5	GR6	GR7	GR8	GR9	GR10	LEA
\$1139	\$1217	\$1267	\$1318	\$1371	\$1424	\$1481	\$1540	\$1602	\$1666	\$1732	\$2049

OPTIONS

Add upcharge to list price and code to model number

FR	CAL 133 (TB 133) Fire Retardant per yard.	\$118	/yd.
MBC	Moisture Barrier Chair	\$84	ea.

GC	Black Glides for 5 star base	\$37	
----	------------------------------	------	--



WESTLAKE TABLE OF CONTENTS

Westlake Specifications & Options.....	2
Westlake Guest Pricing	4
Westlake Multiple Seat Pricing.....	6



WESTLAKE COLECTION

The Westlake collection consists of multiple seating and tables, and offers both metal and wood frames with straight legs. Looks great for the Healthcare market, and available in a variety of seating configurations with corner tables and add-on units.



WESTLAKE METAL

WESTLAKE WOOD

ORDERING INFORMATION

To Order Please Specify:

- 1) Series Name
- 2) Model Number
- 3) Quantity
- 4) Powder Coat Color
- 5) Wood Stain Color
- 6) Poly Arm Cap, Black or Charcoal
- 7) Wood Armcap Color
- 8) Fabric Grade & Number
- 9) Optional Items

MULTIPLE SEATING

WOOD CHAIRS	WEIGHT LIMIT
Per Seat	350 lbs.
Bariatric	500 lbs.

METAL CHAIRS	WEIGHT LIMIT
Per Seat	500 lbs.
Bariatric	750 lbs.

LOUNGE

SOFT SEATING	WEIGHT LIMIT
1 Seat	500 lbs.
2 Seat	1000 lbs.
3 Seat	1500 lbs.

STANDARD BASE FINISHES

Metal Base: Standard Powder Coat

Wood Base: Standard Wood Stain

GENERAL SPECIFICATIONS

Upholstery

High resiliency foam is being used. ERG uses only water based glues and adhesives in our upholstery process. Seat is covered in choice of fabric, vinyl, crypton, leather or COM.

Frame:

Frame Construction

Metal - 1-1/4" round steel tubing, welded to steel apron. Built-in wall saver design.

Wood - All hardwood with tongue & groove with Wallsaver design

Back: Tongue & groove hardwood construction. High-resiliency foam wrapped over frame

Seat: Large webbing stretched over hardwood frame. High resiliency foam applied and bonded.

Underseat

Metal - Steel welded frame, welded to legs and metal apron.

Wood - Steel welded frame with machine screws attached to wood

Glides

Metal - Adjustable glides installed

Wood - Nylon Tap-on

Arm Caps

Metal - Black or Charcoal Poly Arm Caps

Wood - Wood Arm

Standard Polyurethane Arm Caps (Metal Frame Only)



BLACK POLY ARM CAP



CHARCOAL POLY ARM CAP

Standard Arm Caps (Wood Frame Only)



WOOD ARM

OPTIONS

METAL FRAME

- CODE: FR - CAL 133 (TB 133) Fire Retardant
- CODE: MB - Moisture Barrier (up to 60" overall width)
- CODE: MB60 - Moisture Barrier (over 60" overall width)
- CODE: 2FO/C - Two Fabric Option (per seat)
- CODE: WAC - Arm Caps, Solid Wood

WOOD FRAME

- CODE: FR - CAL 133 (TB 133) Fire Retardant
- CODE: MB - Moisture Barrier (up to 60" overall width)
- CODE: MB60 - Moisture Barrier (over 60" overall width)
- CODE: 2FO/C - Two Fabric Option (per seat)
- CODE: PAC - Poly Arm Caps, Black or Charcoal
- CODE: AG - Adjustable Glides (pair)

METAL FRAME



OPTIONAL WOOD
ARM CAPS

WOOD FRAME



OPTIONAL CHARCOAL
POLY ARM CAPS



OPTIONAL BLACK
POLY ARM CAPS

OPTIONAL TWO FABRIC UPHOLSTERY



CHAIR FEATURES

METAL



WOOD



• **SLIM PROFILE BACK**
Slim profile back fits in tighter areas, ideal for waiting rooms

• **WELDED STEEL CONSTRUCTION**
Features a fully welded steel substructure for the ultimate in seating strength

• **WALL SAVER DESIGN**
Wall saver design helps protect walls & upholstery

DIMENSIONS	Bariatric Chair
Seat Width:	30"
Seat Depth:	18.5"
Seat Height:	18"
Back Height:	33"
Arm Height:	25.5"
Overall Width:	33.5"
Overall Depth:	25"
Qty./Wt. per carton:	1 ea./53 lbs.



BARIATRIC CHAIR

MODEL / DESCRIPTION / LIST PRICING



7815 Bariatric

COM Yardage: Seat 1.5 Yd. / Back 1.5 Yd.

COM	GR1	GR2	GR3	GR4	GR5	GR6	GR7	GR8	GR9	GR10	LEA
\$1757	\$1879	\$1954	\$2034	\$2115	\$2199	\$2288	\$2378	\$2475	\$2571	\$2675	\$3163

OPTIONS

Add upcharge to list price and code to model number

FR	CAL 133 (TB 133) Fire Retardant per yard	\$118	/yd.
MB	Moisture Barrier (up to 60" overall width)	\$164	ea.

2FO/C	2 Fabric Option	\$67	per seat
WAC	Arm Caps, Solid Wood	\$105	ea.

DIMENSIONS	Bariatric
Seat Width:	30"
Seat Depth:	18.5"
Seat Height:	18"
Back Height:	33"
Arm Height:	25.5"
Overall Width:	33.5"
Overall Depth:	24.5"
Qty./Wt. per carton:	1 ea./ 44 lbs



BARIATRIC

MODEL / DESCRIPTION / LIST PRICING



7215 Bariatric / Open Arms

COM Yardage: Seat 1.5 Yd. / Back 1.5 Yd.

COM	GR1	GR2	GR3	GR4	GR5	GR6	GR7	GR8	GR9	GR10	LEA
\$1585	\$1697	\$1764	\$1834	\$1909	\$1984	\$2065	\$2145	\$2233	\$2321	\$2415	\$2854

OPTIONS

Add upcharge to list price and code to model number

FR	CAL 133 (TB 133) Fire Retardant per yard	\$118	/yd.
MB	Moisture Barrier (up to 60" overall width)	\$164	ea.
AG	Adjustable Glide	\$25	/pair

2FO/C	2 Fabric Option	\$67	per seat
PAC	Poly Arm Caps, Black or Charcoal	\$78	ea.

DIMENSIONS	Arm Chair	Two-Seat Lounge	Two-Seat Center Arm	Three-Seat Lounge
Seat Width:	19.5"	39"	19.5" x 2	19.5" x 3
Seat Depth:	18.5"	18.5"	18.5"	18.5"
Seat Height:	18"	18"	18"	18"
Back Height:	33"	33"	33"	33"
Arm Height:	25.5"	25.5"	25.5"	25.5"
Overall Width:	23"	42.5"	44"	65.5"
Overall Depth:	25.5"	25.5"	25.5"	25.5"
Qty./Wt. per carton:	1 ea./42 lbs.	1 ea./68 lbs.	1 ea./73 lbs.	1 ea./110 lbs.



THREE SEAT ARM CHAIR

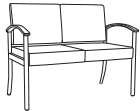
MODEL / DESCRIPTION / LIST PRICING



7800 Arm Chair

COM Yardage: Seat 1 Yd. / Back 1.25 Yd.

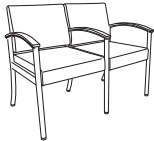
COM	GR1	GR2	GR3	GR4	GR5	GR6	GR7	GR8	GR9	GR10	LEA
\$1243	\$1329	\$1382	\$1437	\$1496	\$1555	\$1617	\$1681	\$1748	\$1819	\$1893	\$2236



7805 Two Seat Lounge

COM Yardage: Seat 1.5 Yds. / Back 2 Yds.

COM	GR1	GR2	GR3	GR4	GR5	GR6	GR7	GR8	GR9	GR10	LEA
\$2215	\$2371	\$2467	\$2563	\$2667	\$2773	\$2885	\$2999	\$3120	\$3245	\$3374	\$3988



7807 Two-Seat Lounge / Center Arm

COM Yardage: Seat 1.5 Yds. / Back 2 Yds.

COM	GR1	GR2	GR3	GR4	GR5	GR6	GR7	GR8	GR9	GR10	LEA
\$2365	\$2531	\$2631	\$2738	\$2846	\$2961	\$3079	\$3202	\$3330	\$3462	\$3604	\$4258



7810 Three-Seat Lounge / Center Arms

COM Yardage: Seat 2.5 Yds. / Back 2.5 Yds.

COM	GR1	GR2	GR3	GR4	GR5	GR6	GR7	GR8	GR9	GR10	LEA
\$3228	\$3456	\$3595	\$3738	\$3886	\$4043	\$4205	\$4373	\$4548	\$4731	\$4919	\$5814

OPTIONS

Add upcharge to list price and code to model number

FR	CAL 133 (TB 133) Fire Retardant per yard	\$118	/yd.
MB	Moisture Barrier (up to 60" overall width)	\$164	ea.
MB60	Moisture Barrier (over 60" overall width)	\$262	ea.

2FO/C	2 Fabric Option	\$67	per seat
WAC	Arm Caps, Solid Wood	\$105	ea.

DIMENSIONS	Arm Chair / Open Arms	Two-Seat Lounge	Two-Seat Lounge Center Arm	Three-Seat Lounge / Center Arm
Seat Width:	19.5"	39"	39"	55"
Seat Depth:	18.5"	18.5"	18.5"	18.5"
Seat Height:	18"	18"	18"	18"
Back Height:	33"	33"	33"	33"
Arm Height:	25"	25.5"	25.5"	25.5"
Overall Width:	23"	44.25"	44.25"	65.5"
Overall Depth:	25"	24.5"	24.5"	24.5"
Qty./Wt. per carton:	1 ea./38 lbs.	1 ea./ 58 lbs	1 ea./ 58 lbs	1 ea./ 95 lbs



TWO SEAT CHAIR

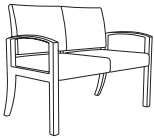
MODEL / DESCRIPTION / LIST PRICING



7200 Arm Chair

COM Yardage: Seat 1 Yd. / Back 1.25 Yd.

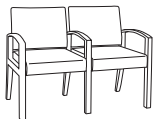
COM	GR1	GR2	GR3	GR4	GR5	GR6	GR7	GR8	GR9	GR10	LEA
\$1197	\$1280	\$1331	\$1384	\$1440	\$1498	\$1557	\$1619	\$1684	\$1752	\$1822	\$2154



7202 Two Seat Lounge

COM Yardage: Seat 1.5 Yds. / Back 2 Yds.

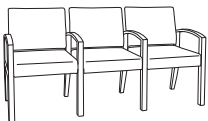
COM	GR1	GR2	GR3	GR4	GR5	GR6	GR7	GR8	GR9	GR10	LEA
\$2096	\$2243	\$2332	\$2426	\$2523	\$2623	\$2728	\$2839	\$2952	\$3069	\$3192	\$3772



7205 Two-Seat Lounge / Center Arm

COM Yardage: Seat 1.5 Yds. / Back 2 Yds.

COM	GR1	GR2	GR3	GR4	GR5	GR6	GR7	GR8	GR9	GR10	LEA
\$2284	\$2443	\$2540	\$2643	\$2747	\$2858	\$2973	\$3092	\$3215	\$3343	\$3477	\$4110



7210 Three-Seat Lounge / Center Arms

COM Yardage: Seat 2.5 Yds. / Back 2.5 Yds.

COM	GR1	GR2	GR3	GR4	GR5	GR6	GR7	GR8	GR9	GR10	LEA
\$3111	\$3330	\$3462	\$3604	\$3746	\$3895	\$4050	\$4214	\$4382	\$4556	\$4739	\$5601

OPTIONS

Add upcharge to list price and code to model number

FR	CAL 133 (TB 133) Fire Retardant per yard	\$118	/yd.
MB	Moisture Barrier (up to 60" overall width)	\$164	ea.
MB60	Moisture Barrier (over 60" overall width)	\$262	ea.

AG	Adjustable Glide	\$25	/pair
2FO/C	2 Fabric Option	\$67	per seat
PAC	Poly Arm Caps, Black or Charcoal	\$78	ea.