

BRITNEY
Designed by Qdesign

Britney is a lounge and modular collection that shows its sleek and simple forms while offering adaptability. It offers a high back, mid back, and backless unit to suit your space and functionality. The high back offers a simple horizontal stitch detail, and the leg offers a unique and dynamic crossed metal design, to balance the overall look. The Britney collection makes a great look for any corporate meet up or open space with a modern environment.



72" W HIGH BACK LOUNGE



60" W MID BACK LOUNGE



48" W BACKLESS LOUNGE

ORDERING INFORMATION

To Order Please Specify:

- | | |
|-----------------|--------------------------|
| 1) Series Name | 4) Fabric Grade & Number |
| 2) Model Number | 5) Base Finish |
| 3) Quantity | 6) Optional Items |

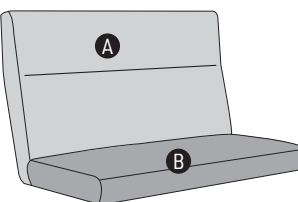
SOFT SEATING	WEIGHT LIMIT
1 Seat	500 lbs.
2 Seat	1000 lbs.
3 Seat	1500 lbs.

STANDARD BASE FINISHES

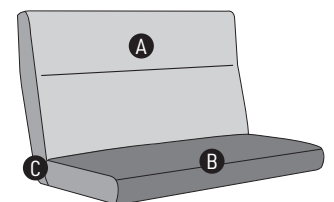
Metal Legs: Standard Powder Coat



MODULAR UNITS ARE GANGED BY SHARED LEGS



2 FABRIC OPTION



3 FABRIC OPTION

GENERAL SPECIFICATIONS

Upholstery / Foam

All foam is fully bonded to frame. Seat cushions are 4" graded high resiliency (H.R.) block foam with back 2" (H.R.) foam, covered entirely with special bonded polyester fiber to protect final upholstery.

Base Details

Metal Legs: Frames are fully welded in 3/8" solid steel with adjustable steel glides.

OPTIONS

- CODE: FR - CAL 133 (TB 133) Fire Retardant
- CODE: MB - Moisture Barrier (up to 60" overall width)
- CODE: MB60 - Moisture Barrier (over 60" overall width)
- CODE: 2FO - Two Fabric Option
- CODE: 3FO - Three Fabric Option

DIMENSIONS	48" Straight Mid Back Unit	60" Straight Mid Back Unit	72" Straight Mid Back Unit
Seat Height:	19.5"	19.5"	19.5"
Seat Width:	48"	60"	72"
Seat Depth:	19.25"	19.25"	19.25"
Overall Height:	33.5"	33.5"	33.5"
Overall Width:	48"	60"	72"
Overall Depth:	29"	29"	29"
Qty./Wt.:	1 ea./59 lbs.	1 ea./73 lbs.	1 ea./88 lbs.



60" W - MID BACK LOUNGE UNITS, SHOWN WITH TWO PLACED BACK TO BACK

Note: Lounge units are floating and do not gang.

MODEL / DESCRIPTION / LIST PRICING



2508 48" Mid Back Unit

COM Yardage: Total 4.5 Yds. /Seat: 1.5 Yds. / Back: 2 Yds. / Sides: 1 Yds.

COM	GR1	GR2	GR3	GR4	GR5	GR6	GR7	GR8	GR9	GR10	LEA
\$3782	\$4087	\$4227	\$4427	\$4647	\$4867	\$5087	\$5277	\$5397	\$5577	\$5757	\$5872



2510 60" Mid Back Unit

COM Yardage: Total 8 Yds. /Seat: 3 Yds. / Back: 4 Yds. / Sides: 1 Yds.

COM	GR1	GR2	GR3	GR4	GR5	GR6	GR7	GR8	GR9	GR10	LEA
\$4362	\$4677	\$4817	\$5037	\$5257	\$5477	\$5697	\$5887	\$6007	\$6187	\$6367	\$6482



2512 72" Mid Back Unit

COM Yardage: Total 8.75 Yds. /Seat: 3.25 Yds. / Back: 4.5 Yds. / Sides: 1 Yds.

COM	GR1	GR2	GR3	GR4	GR5	GR6	GR7	GR8	GR9	GR10	LEA
\$5090	\$5405	\$5545	\$5765	\$5985	\$6205	\$6425	\$6615	\$6735	\$6915	\$7095	\$7210

OPTIONS

Add upcharge to list price and code to model number

FR	CAL 133 (TB 133) Fire Retardant per yard	\$118	/yd.
MB	Moisture Barrier (up to 60" overall width)	\$164	ea.
MB60	Moisture Barrier (over 60" overall width)	\$262	ea.

2FO	Two Fabric Option	\$131	per unit
3FO	Three Fabric Option	\$199	per unit

DIMENSIONS	48" Straight High Back Unit	60" Straight High Back Unit	72" Straight High Back Unit
Seat Height:	19.5"	19.5"	19.5"
Seat Width:	48"	60"	72"
Seat Depth:	19.25"	19.25"	19.25"
Overall Height:	46"	46"	46"
Overall Width:	48"	60"	72"
Overall Depth:	27.75"	27.75"	27.75"
Qty./Wt.:	1 ea./70 lbs.	1 ea./87 lbs.	1 ea./105 lbs.

Note: Lounge units are floating and do not gang.



72" W - HIGH BACK LOUNGE UNIT

MODEL / DESCRIPTION / LIST PRICING



2500 48" High Back Unit

COM Yardage: Total 5.25 Yds. /Seat: 1.5 Yds. / Back: 2.25 Yds. / Sides: 1.5 Yds.

COM	GR1	GR2	GR3	GR4	GR5	GR6	GR7	GR8	GR9	GR10	LEA
\$4172	\$4657	\$4797	\$4997	\$5217	\$5437	\$5657	\$5847	\$5967	\$6147	\$6327	\$6442



2502 60" High Back Unit

COM Yardage: Total 9 Yds. /Seat: 3 Yds. / Back: 4.5 Yds. / Sides: 1.5 Yds.

COM	GR1	GR2	GR3	GR4	GR5	GR6	GR7	GR8	GR9	GR10	LEA
\$4852	\$5372	\$5512	\$5732	\$5952	\$6172	\$6392	\$6582	\$6702	\$6882	\$7062	\$7177



2504 72" High Back Unit

COM Yardage: Total 9.75 Yds. /Seat: 3.25 Yds. / Back: 5 Yds. / Sides: 1.5 Yds.

COM	GR1	GR2	GR3	GR4	GR5	GR6	GR7	GR8	GR9	GR10	LEA
\$5650	\$6230	\$6370	\$6590	\$6810	\$7030	\$7250	\$7440	\$7560	\$7740	\$7920	\$8035

OPTIONS

Add upcharge to list price and code to model number

FR	CAL 133 (TB 133) Fire Retardant per yard	\$118	/yd.
MB	Moisture Barrier (up to 60" overall width)	\$164	ea.
MB60	Moisture Barrier (over 60" overall width)	\$262	ea.

2FO	Two Fabric Option	\$131	per unit
3FO	Three Fabric Option	\$199	per unit

DIMENSIONS	48" Straight Backless Unit	60" Straight Backless Unit	72" Straight Backless Unit
Seat Height:	19.5"	19.5"	19.5"
Seat Width:	48"	60"	72"
Seat Depth:	23.5"	23.5"	23.5"
Overall Height:	19.5"	19.5"	19.5"
Overall Width:	48"	60"	72"
Overall Depth:	26"	26"	26"
Qty./Wt.:	1 ea./52 lbs.	1 ea./65 lbs.	1 ea./78 lbs.

Note: Lounge units are floating and do not gang.



48" W - BACKLESS LOUNGE BENCH

MODEL / DESCRIPTION / LIST PRICING

2516 48" Backless Unit	COM Yardage: Total 2.5 Yds. / Seat: 1.5 Yds. / Sides: 1 Yds.											
	COM	GR1	GR2	GR3	GR4	GR5	GR6	GR7	GR8	GR9	GR10	LEA
	\$2856	\$3161	\$3231	\$3301	\$3371	\$3441	\$3511	\$3581	\$3651	\$3731	\$3841	\$3956

2518 60" Backless Unit	COM Yardage: Total 2.75 Yds. / Seat: 1.75 Yds. / Sides: 1 Yds.											
	COM	GR1	GR2	GR3	GR4	GR5	GR6	GR7	GR8	GR9	GR10	LEA
	\$3196	\$3526	\$3596	\$3666	\$3736	\$3806	\$3876	\$3946	\$4016	\$4096	\$4206	\$4321

2520 72" Backless Unit	COM Yardage: Total 3.25 Yds. / Seat: 2.25 Yds. / Sides: 1 Yds.											
	COM	GR1	GR2	GR3	GR4	GR5	GR6	GR7	GR8	GR9	GR10	LEA
	\$3558	\$3918	\$3998	\$4078	\$4168	\$4258	\$4328	\$4398	\$4468	\$4548	\$4658	\$4773

OPTIONS

Add upcharge to list price and code to model number

FR	CAL 133 (TB 133) Fire Retardant per yard	\$118	/yd.
MB	Moisture Barrier (up to 60" overall width)	\$164	ea.

MB60	Moisture Barrier (over 60" overall width)	\$262	ea.
2FO	Two Fabric Option	\$131	per unit

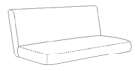
DIMENSIONS	48" Straight Mid Back Unit	60" Straight Mid Back Unit	72" Straight Mid Back Unit	Corner Mid Back Unit
Seat Height:	19.5"	19.5"	19.5"	19.5"
Seat Width:	48"	60"	72"	31"
Seat Depth:	19.25"	19.25"	19.25"	20.5"
Overall Height:	33.5"	33.5"	33.5"	33.5"
Overall Width:	48"	60"	72"	40.75"
Overall Depth:	29"	29"	29"	27.75"
Qty./Wt.:	1 ea./59 lbs.	1 ea./73 lbs.	1 ea./88 lbs.	1 ea./45 lbs.



MID BACK MODULAR CONFIGURATION

Note: Height and weight specified with legs installed
Note: Modular units are ganged by shared legs.
Note: The corner units must always be flanked with a unit on either side of it. A corner can never be on the end of your configuration.

MODEL / DESCRIPTION / LIST PRICING



2508NL 48" Mid Back Unit (NO LEGS)

COM Yardage: Total 4.5 Yds. / Seat: 1.5 Yds. / Back: 2 Yds. / Sides: 1 Yds.

COM	GR1	GR2	GR3	GR4	GR5	GR6	GR7	GR8	GR9	GR10	LEA
\$3182	\$3587	\$3727	\$3927	\$4147	\$4367	\$4587	\$4777	\$4897	\$5077	\$5257	\$5372



2510NL 60" Mid Back Unit (NO LEGS)

COM Yardage: Total 8 Yds. / Seat: 3 Yds. / Back: 4 Yds. / Sides: 1 Yds.

COM	GR1	GR2	GR3	GR4	GR5	GR6	GR7	GR8	GR9	GR10	LEA
\$3762	\$4177	\$4317	\$4537	\$4757	\$4977	\$5197	\$5387	\$5507	\$5687	\$5867	\$5982



2512NL 72" Mid Back Unit (NO LEGS)

COM Yardage: Total 8.75 Yds. / Seat: 3.25 Yds. / Back: 4.5 Yds. / Sides: 1 Yds.

COM	GR1	GR2	GR3	GR4	GR5	GR6	GR7	GR8	GR9	GR10	LEA
\$4490	\$4905	\$5045	\$5265	\$5485	\$5705	\$5925	\$6115	\$6235	\$6415	\$6595	\$6710



2514NL Corner Mid Back Unit (NO LEGS)

COM Yardage: Total 6 Yds. / Seat: 1.5 Yds. / Back: 3.5 Yds. / Sides: 1 Yds.

COM	GR1	GR2	GR3	GR4	GR5	GR6	GR7	GR8	GR9	GR10	LEA
\$3610	\$3990	\$4130	\$4290	\$4450	\$4610	\$4770	\$4930	\$5090	\$5220	\$5350	\$5465



2521 Outer or Center Leg

COM
\$318

OPTIONS

Add upcharge to list price and code to model number

FR	CAL 133 (TB 133) Fire Retardant per yard	\$118	/yd.
MB	Moisture Barrier (up to 60" overall width)	\$164	ea.
MB60	Moisture Barrier (over 60" overall width)	\$262	ea.

2FO	Two Fabric Option	\$131	per unit
3FO	Three Fabric Option	\$199	per unit

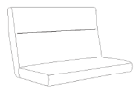
DIMENSIONS	48" Straight High Back Unit	60" Straight High Back Unit	72" Straight High Back Unit	Corner High Back Unit
Seat Height:	19.5"	19.5"	19.5"	19.5"
Seat Width:	48"	60"	72"	30"
Seat Depth:	19.25"	19.25"	19.25"	20.5"
Overall Height:	46"	46"	46"	46"
Overall Width:	48"	60"	72"	40"
Overall Depth:	27.75"	27.75"	27.75"	27.75"
Qty./Wt.:	1 ea./70 lbs.	1 ea./87 lbs.	1 ea./105 lbs.	1 ea./55 lbs.



HIGH BACK MODULAR CONFIGURATION

Note: Height and weight specified with legs installed
Note: Modular units are ganged by shared legs.
Note: Due to the additional weight added on to the high back units, when creating a configuration with mid-back and backless, legs will not align.
Note: The corner units must always be flanked with a unit on either side of it. A corner can never be on the end of your configuration.

MODEL / DESCRIPTION / LIST PRICING



2500NL 48" High Back Unit (NO LEGS)

COM Yardage: Total 5.25 Yds. /Seat: 1.5 Yds. / Back: 2.25 Yds. / Sides: 1.5 Yds.

COM	GR1	GR2	GR3	GR4	GR5	GR6	GR7	GR8	GR9	GR10	LEA
\$3572	\$4057	\$4197	\$4397	\$4617	\$4837	\$5057	\$5247	\$5367	\$5547	\$5727	\$5842



2502NL 60" High Back Unit (NO LEGS)

COM Yardage: Total 9 Yds. /Seat: 3 Yds. / Back: 4.5 Yds. / Sides: 1.5 Yds.

COM	GR1	GR2	GR3	GR4	GR5	GR6	GR7	GR8	GR9	GR10	LEA
\$4252	\$4772	\$4912	\$5132	\$5352	\$5572	\$5792	\$5982	\$6102	\$6282	\$6462	\$6577



2504NL 72" High Back Unit (NO LEGS)

COM Yardage: Total 9.75 Yds. /Seat: 3.25 Yds. / Back: 5 Yds. / Sides: 1.5 Yds.

COM	GR1	GR2	GR3	GR4	GR5	GR6	GR7	GR8	GR9	GR10	LEA
\$5050	\$5630	\$5770	\$5990	\$6210	\$6430	\$6650	\$6840	\$6960	\$7140	\$7320	\$7435



2506NL Corner High Back Unit (NO LEGS)

COM Yardage: Total 7 Yds. /Seat: 1.5 Yds. / Back: 4 Yds. / Sides: 1.5 Yds.

COM	GR1	GR2	GR3	GR4	GR5	GR6	GR7	GR8	GR9	GR10	LEA
\$4555	\$4875	\$5015	\$5235	\$5455	\$5675	\$5895	\$6085	\$6205	\$6385	\$6565	\$6680



2521 Outer or Center Leg

COM
\$318

OPTIONS

Add upcharge to list price and code to model number

FR	CAL 133 (TB 133) Fire Retardant per yard	\$118	/yd.
MB	Moisture Barrier (up to 60" overall width)	\$164	ea.
MB60	Moisture Barrier (over 60" overall width)	\$262	ea.

2FO	Two Fabric Option	\$131	per unit
3FO	Three Fabric Option	\$199	per unit

DIMENSIONS	48" Straight Backless Unit	60" Straight Backless Unit	72" Straight Backless Unit	Corner Backless Unit
Seat Height:	19.5"	19.5"	19.5"	19"
Seat Width:	48"	60"	72"	35"
Seat Depth:	23.5"	23.5"	23.5"	23.5"
Overall Height:	19.5"	19.5"	19.5"	19"
Overall Width:	48"	60"	72"	38.25"
Overall Depth:	26"	26"	26"	24.75"
Qty./Wt.:	1 ea./52 lbs.	1 ea./65 lbs.	1 ea./78 lbs.	1 ea./52 lbs.

Note: Height and weight specified with legs installed

Note: Modular units are ganged by shared legs.

Note: The corner units must always be flanked with a unit on either side of it. A corner can never be on the end of your configuration.



BACKLESS BENCH MODULAR CONFIGURATION

MODEL / DESCRIPTION / LIST PRICING

2516NL 48" Backless Unit (NO LEGS)

COM Yardage: Total 2.5 Yds. / Seat: 1.5 Yds. / Sides: 1 yds



COM	GR1	GR2	GR3	GR4	GR5	GR6	GR7	GR8	GR9	GR10	LEA
\$2205	\$2535	\$2605	\$2675	\$2745	\$2815	\$2885	\$2955	\$3025	\$3105	\$3215	\$3330

2518NL 60" Backless Unit (NO LEGS)

COM Yardage: Total 2.75 Yds. / Seat: 1.75 Yds. / Sides: 1 yds



COM	GR1	GR2	GR3	GR4	GR5	GR6	GR7	GR8	GR9	GR10	LEA
\$2410	\$2740	\$2810	\$2880	\$2950	\$3020	\$3090	\$3160	\$3230	\$3310	\$3420	\$3535

2520NL 72" Backless Unit (NO LEGS)

COM Yardage: Total 3.25 Yds. / Seat: 2.25 Yds. / Sides: 1 yds



COM	GR1	GR2	GR3	GR4	GR5	GR6	GR7	GR8	GR9	GR10	LEA
\$2878	\$3238	\$3318	\$3398	\$3488	\$3578	\$3648	\$3718	\$3788	\$3868	\$3978	\$4093

2522NL Corner Backless Unit (NO LEGS)

COM Yardage: Total 2.5 Yds. / Seat: 1.5 Yds. / Sides: 1 yds



COM	GR1	GR2	GR3	GR4	GR5	GR6	GR7	GR8	GR9	GR10	LEA
\$2942	\$3212	\$3302	\$3432	\$3562	\$3692	\$3822	\$3907	\$3977	\$4082	\$4177	\$4247

2521 Outer or Center Leg



COM
\$318

OPTIONS

Add upcharge to list price and code to model number

FR	CAL 133 (TB 133) Fire Retardant per yard	\$118	/yd.
MB	Moisture Barrier (up to 60" overall width)	\$164	ea.

MB60	Moisture Barrier (over 60" overall width)	\$262	ea.
2FO	Two Fabric Option	\$131	per unit